
Pumping concrete perfectly

Functional and powerful

LIEBHERR

24 XH truck mounted concrete pump



24 XH – The compact

Four-part multi-fold distributor boom

Boom piping

XH-outrigger

The XH support ensures high functionality and guaranteed stability, even in confined spaces. In addition, the new extended working area ensures even more flexibility and efficiency.

Four-part multi-fold distributor boom

The short arms and low unfolding height of the 24 XH provide impressive maneuverability on confined construction sites.

Hose and piping storage

The new hose and piping storage system enables variable and safe storage on five levels.



Highest safety
and ergonomics

XH-outrigger

Hose and
tube storage

Strong
pump unit

Strong pump unit

The funnel geometry and the size of the intake openings ensure high pumping capacity with very good efficiency. Large hydraulic cylinders allow powerful switching at hydraulic pressures up to 320 bar. The double end-position damping ensures smooth running.

Highest safety and ergonomics

All control stations are ergonomic and meet the highest safety standards.

Boom piping

Thanks to a tightly designed and sophisticated boom piping, the distributor boom can be guided particularly well through building openings.

Space-saving miracle



Highlights

Compact design

The option of mounting the 24 XH on a three-axle chassis makes the truck mounted concrete pump particularly light and compact. The compact design noticeably increases maneuverability on the construction site and in road traffic.

Robustness

The robust design of the machine ensures reliable operation for many years at low operating costs. Numerous design details facilitate tough everyday use.

Flexibility

The four arms and the good slip properties allow maximum flexibility at the construction site. A wide variety of positions can thus be reached perfectly at the construction site. The space-saving machine is ideal suited for any renovation work in buildings, halls and tunnels.

Boom concept

The design of the boom ensures quiet and vibration-free operation even at high delivery rates.



Unfolding height

With an unfolding height of the boom of only 4.9 meters, concreting in confined spaces or halls is no obstacle for the machine.

Equipment and accessories

Practical hose and piping storage

The new hose and piping storage system allows the best possible adaptation to customer requirements and ensures convenient and safe storage.



Secure with safety

New hose and piping storage

The efficient hose and piping storage with variable space on five levels enables the machine operator to store them easily. The climbing aids mounted on the side ensure good access for stowing all hoses and lines at working height.

Depending on requirements, it is possible to transport up to 38 pipe and hose lines with a length of five metres.



QR-Code configuration options for hose and piping storage

Safety is our top priority

We are committed to the applicable safety rules. In the development of Liebherr truck mounted concrete pumps, safety for people and the machine is the top priority. We observe our machines in use and continuously improve them.

Our truck mounted concrete pumps have:

- Large treads and platforms
- Height-adjustable steps on the left (ergonomics)
- Good accessibility and ergonomic arrangement of the control stations
- Full railings and fall protection devices
- A broad LED lighting concept for work in poor lighting conditions or work at construction sites at night
- Illumination of the control stations
- Radio remote control with flashlight function and control panel illumination as well as vibration alarm and emergency stop function in case of a fall (dead man's switch)




Storage tray

Additional storage tray at the front right for additional operating accessories



Squared timber

Easily accessible storage of squared timber




Spacious treads and platforms

Spacious steps for safe access to all control points on the machine and for cleaning the feed hopper.



Folding elbow

Folding swivel bend with various cleaning openings



Air compressor with accessories

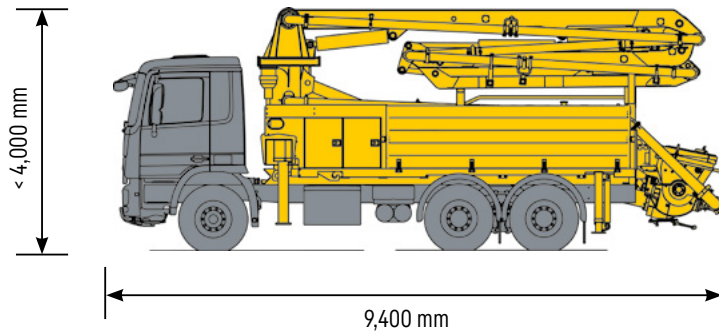
150 mm blow-out cover, collection basket and hose approx. 2 m



Remote control

The radio remote control informs the operator about all important machine data.

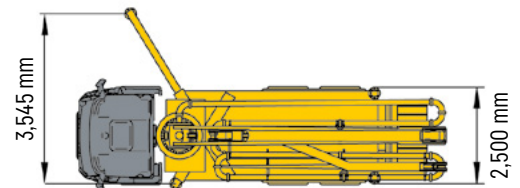
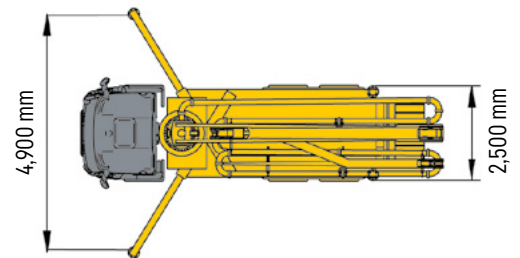
24 XH technical data



Standard version, dimensions and total weight may change depending on pump type and chassis.

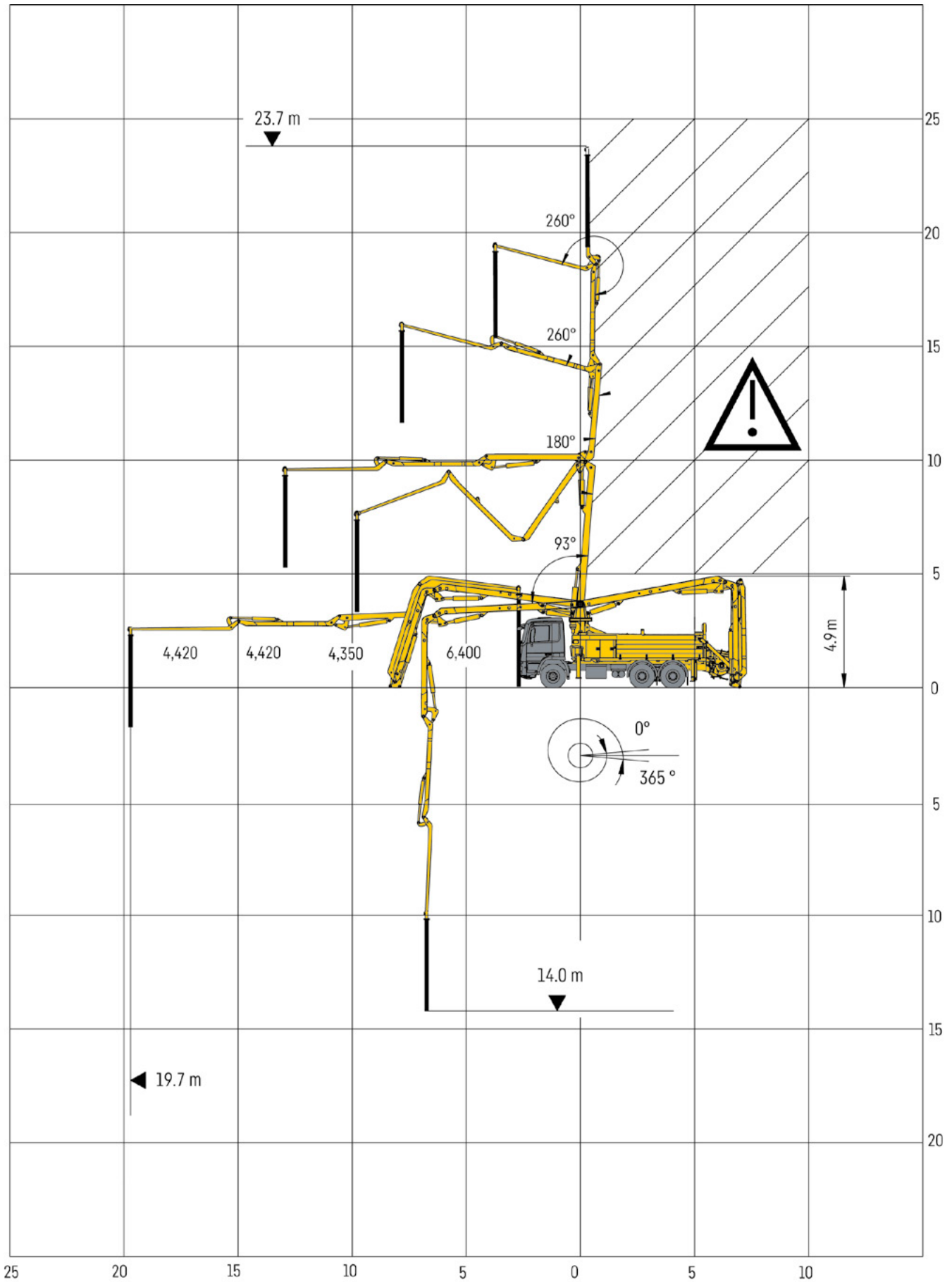
Technical data*

| Boom | 24 M4 |
|------------------------|--------|
| Vertical range | 23.7 m |
| Horizontal range | 19.7 m |
| Unfolding height | 4.9 m |
| Swivel range | 365° |
| Angle range of arm 1 | 93° |
| Angle range of arm 2 | 180° |
| Angle range of arm 3 | 260° |
| Angle range of arm 4 | 260° |
| Conveyor line diameter | 125 mm |
| End hose length | 4 m |
| Voltage | 24 V |



| Concrete pump | THP 140 | THP 170 |
|---|--------------------------|--------------------------|
| Max. flow rate (rod end) | 138 m ³ /h | 163 m ³ /h |
| Max. concrete pressure (rod end) | 80 bar | 80 bar |
| Pump cycles (rod end) | 29 min ⁻¹ | 34 min ⁻¹ |
| Conveyor cylinder Ø x stroke | 230 mm x 2000 mm | 230 mm x 2000 mm |
| Concrete conveying volume / double stroke | 166 L | 166 L |
| Max. hydraulic pressure | 325 bar | 325 bar |
| Drive cylinder | 140 mm / 80 mm / 2000 mm | 140 mm / 80 mm / 2000 mm |
| Hopper capacity | 680 L | 680 L |

* Theoretical performance, actual performance may vary



Customer service



Service out of conviction

Good service means close customer proximity.

With our professional service network, we are at your disposal with rapid response times to ensure high machine availability. Reliable machines are the guarantee for your success. Our highly trained service personnel make sure your Liebherr truck mounted concrete pumps operate economically and seamlessly. We help with start-up machine operator instruction and by answering your questions.

Liebherr service partners worldwide

Our customers can rely on a worldwide service network consisting of over 90 service centres (Liebherr companies/ partners), 160 service vehicles and 220 qualified service technicians. Our worldwide service centres with all contacts can be found on the Liebherr website or in the MyLiebherr customer portal.



Service-friendly design

During construction, great importance was attached to ease of service. Wearing parts are easy to replace, important areas are easily accessible.



Our customer portal – MyLiebherr

MyLiebherr is your entry into the Liebherr service world. Through the Liebherr customer portal, our customers benefit from comprehensive service and additional benefits.



Original Liebherr spare parts

Original Liebherr spare parts are subject to strict quality controls, are quickly available worldwide and guarantee reliable operation and a long service life.

We are here for you!

Personal. Capable. Reliable.



Concrete pumps



Mixing plants



Truck mixers



Conveyor belts



Measuring technology



Mixing systems



Concrete recycling systems

Your powerful partner.

- Delivery and instruction by experienced service technicians
- Worldwide service network with over 90 service centres
- Technical support worldwide
- Fast availability of spare parts
- Professional maintenance and services

Liebherr-Mischtechnik GmbH • Postfach 145 • D-88427 Bad Schussenried
+49 7583 949-0 • www.liebherr.com • E-Mail: info.lmt@liebherr.com

Get your
contact

