
R 924 Litronic

LIEBHERR

Crawler excavator



Generation

8

Operating weight

23,400–26,050 kg

Engine

129 kW / 175 HP
Stage V

Bucket capacity

0.55–1.65 m³

Experience the progress R 924

① Safety

- Panoramic visibility with no obstructions and camera on the rear and the right side equipment
- Lifiable console for easy and safe access to cab
- ROPS-certified cab structure: rollover protection
- Emergency exit via the rear cab window whatever the configuration of the excavator
- Right window and windshield in laminated and tinted glass

② Equipment

- Large choice of types and sizes of equipment
- Safety check valves for hoist and stick cylinders
- Longer lifespan of components and higher productivity thanks to automatic centralised lubrication system

③ Maintenance

- Innovative servicing concept, with service points accessible from ground level
- Lateral access to uppercarriage and large maintenance platform
- Engine oil, hydraulic oil, fuel and urea levels visible on the display

④ Comfort

- Spacious, air-conditioned work space
- Pneumatic seat with vertical and horizontal suspension
- Easy-to-use high resolution 9" colour touchscreen
- Completely retractable front cab window
- LED lighting as standard



⑤ Engine

- Liebherr engine that conforms with the Stage V European exhaust emissions standard
- Automatic engine idling and engine stop

⑥ Undercarriage

- Robust, reliable X-frame undercarriage, easy to secure thanks to its integrated eyelets
- Easy maintenance
- Maintenance-free travel gear and track rollers with lifetime lubrication
- Extra storage as an option



Technical data



Engine

| | |
|------------------------------|--|
| Rating per ISO 9249 | 129 kW (175 HP) at 1,800 RPM |
| Torque | 682 Nm at 1,400 RPM |
| Model | D924 A7-05 – FPT motor designed for Liebherr |
| Type | 4 cylinder in-line |
| Bore | 104 mm |
| Stroke | 132 mm |
| Displacement | 4.5 l |
| Engine operation | 4-stroke diesel Common-Rail Turbo-charged and after-cooler |
| Exhaust gas treatment | Stage V DOC + SCR Filter Passive regeneration by thermo management |
| Cooling system | Water-cooled and oil cooler, after-cooled and fuel cooled |
| Air cleaner | Dry-type air cleaner with pre-cleaner |
| Fuel tank | 400 l |
| Urea tank | 46 l |
| Electrical system | |
| Voltage | 24 V |
| Batteries | 2 x 135 Ah / 12 V |
| Alternator | Three-phase current 28 V / 140 A |
| Engine idling | Sensor controlled |



Hydraulic controls

| | |
|-------------------------------|--|
| Power distribution | Via control valves, simultaneous and independent actuation of undercarriage, swing drive and equipment |
| Electric servo circuit | Electro-hydraulic control |
| Equipment and swing | Proportional via joystick levers |
| Travel | – Proportional control via foot pedals or removable levers – Automatic or manual speed adjustment |
| Additional functions | Proportional regulation via foot pedals or mini-joystick |



Hydraulic system

| | |
|---|---|
| Hydraulic system | Positive Control hydraulic system. Demand-based, double independent pump flows Features high system dynamics and sensitivity provided by integrated system controlling |
| Hydraulic pump | Liebherr, variable displacement, swashplate double pump |
| For equipment and travel drive | 2 x 210 l/min. |
| Max. flow | 380 bar |
| Max. pressure | Electronic management synchronous to the control block. Open circuit for the rotation |
| Pump management | 155 l |
| Hydraulic tank | max. 320 l |
| Hydraulic system | 1 main return filter with integrated partial micro filtration (10 µm) |
| Filtration | Compact cooler, consisting of a water cooler, sandwiched with hydraulic oil cooler and fuel and after-cooler cores and hydrostatically driven fan |
| Cooling system | Adjustment of engine and hydraulic performance via a mode pre-selector to match application, e.g. for especially economical and environmentally friendly operation or for maximum digging performance and heavy-duty jobs |
| MODE selection | Stepless adjustment of engine output and hydraulic power via engine speed |
| Engine speed and performance setting | |



Swing drive

| | |
|----------------------|--|
| Drive | Liebherr swashplate motor with integrated brake valve and torque control |
| Transmission | Liebherr compact planetary reduction gears |
| Swing ring | Liebherr, sealed race ball bearing swing ring, internal teeth |
| Swing speed | 0–12.9 RPM stepless |
| Swing torque | 74.3 kNm |
| Holding brake | Wet multi-disc (spring applied, pressure released) |


Cab

| | |
|-------------------------------|--|
| Cab | ROPS safety cab structure (roll-over protection system according to ISO 12117-2:2008) with windscreen, totally or partially retractable (only upper part), under cab roof, LED headlights integrated in the ceiling, a door with a sliding window (can be opened on both sides), large storing box and several stowing possibilities, shock-absorbing suspension, laminated right hand side and roof windows, all windows tinted, separate extensible window shades for the sunroof window and windscreen, cigarette lighter and 24 V plug, 12V plug, cup holder, mobile phone storage net |
| Operator's seat | Liebherr-Comfort seat, airsprung with automatic weight adjustment, vertical and longitudinal seat damping including consoles and joysticks. Seat and armrests adjustable separately and in combination (adjustable in length, height and inclination), seat heating as standard Oscillating consoles with seat, tiltable console left |
| Arm consoles | Large high-resolution operating unit, intuitive, colour display with touchscreen, video-compatible, numerous setting, control and monitoring options, e.g. air conditioning control, fuel consumption, machine and attachment parameters |
| Operation and displays | Oscillating consoles with seat, tiltable console left |
| Air-conditioning | Automatic air-conditioning, recirculated air function, fast de-icing and demisting at the press of a button, air vents can be operated via a menu. Recirculated air and fresh air filters can be easily replaced and are accessible from the outside. Heating-cooling unit, designed for extreme outside temperatures, sensors for solar radiation, inside and outside temperatures The air conditioning system contains fluorinated greenhouse gases |
| Refrigerant | R134a |
| Global warming potential | 1,430 |
| Quantity at 25 °C* | 1,260g |
| CO ₂ equivalent | 1.80t |
| Vibration emission** | |
| Hand / arm vibrations | < 2.5 m/s ² , according with ISO 5349-1:2001 |
| Whole-body vibrations | < 0.5 m/s ² |
| Measuring inaccuracy | According with standard EN 12096:1997 |
| Noise emission | |
| ISO 6396 | 70 dB(A) = L _{pA} (inside cab) |
| 2000/14/EC | 102 dB(A) = L _{WA} (surround noise) |


Undercarriage

| | |
|--|---|
| Versions | |
| NLC | Gauge 2,000 mm |
| SLC | Gauge 2,240 mm |
| LC | Gauge 2,390 mm |
| WLC | Gauge 3,590 mm |
| Drive | Liebherr swashplate motor with brake valves on both sides |
| Transmission | Liebherr planetary reduction gear |
| Maximum travel speed | 3.1 km/h low range 5.9 km/h high range |
| Drawbar pull on crawler | 236 kN |
| Track components | B60, D6C, maintenance-free |
| Track rollers / Carrier rollers | 8 / 2 (NLC / SLC / LC) 9 / 2 (WLC) |
| Tracks | Sealed and greased |
| Track pads | Triple grouser |
| Holding brake | Wet multi-disc (spring applied, pressure released) |
| Brake valves | Integrated into travel motor |
| Lashing eyes | Integrated |

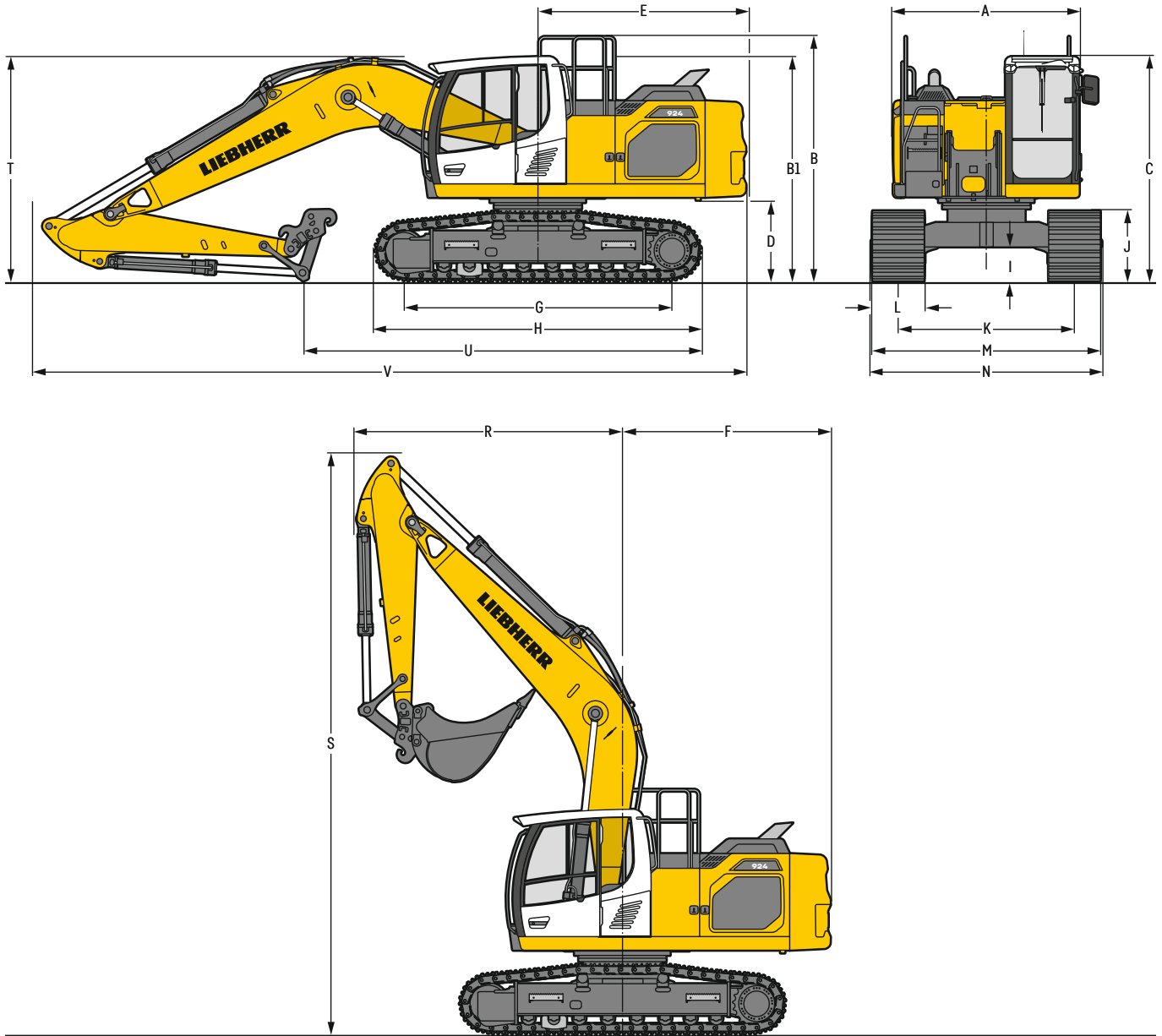

Equipment

| | |
|------------------------------|---|
| Type | Combination of resistant steel plates and cast steel components |
| Hydraulic cylinders | Liebherr cylinders with seal and guidance systems |
| Bearings | Sealed, low maintenance |
| Lubrication | Liebherr central lubrication system |
| Hydraulic connections | Pipes and hoses equipped with SAE split-flange connections |
| Buckets | Standard equipped with Liebherr tooth system |

* Valid for standard machine without operator's cab elevation and without height adjustable cab

** For the risk assessment according to 2002/44/EC see ISO/TR 25398:2006

Dimensions



| | NLC | | | | mm | SLC | | | | | mm | | | | |
|----|---|--|--|--|---------------------|-------|-------|---------------------|---------------------|-------|---------------------|---------------------|---------------------|---------------------|---------------------|
| A | Uppercarriage width | | | | 2,545 ²⁾ | | | | | | 2,545 ²⁾ | | | | |
| B | Uppercarriage height | | | | 3,335 | | | | | | 3,335 | | | | |
| B1 | Uppercarriage height (handrails folded) | | | | 3,060 | | | | | | 3,060 | | | | |
| C | Cab height | | | | 3,060 | | | | | | 3,060 | | | | |
| D | Counterweight ground clearance | | | | 1,100 | | | | | | 1,100 | | | | |
| E | Rear-end length | | | | 2,830 | | | | | | 2,830 | | | | |
| F | Tail swing radius | | | | 2,880 | | | | | | 2,880 | | | | |
| G | Wheelbase | | | | 3,640 | | | | | | 3,640 | | | | |
| H | Undercarriage length | | | | 4,435 | | | | | | 4,435 | | | | |
| I | Undercarriage ground clearance | | | | 485 | | | | | | 485 | | | | |
| J | Track height | | | | 960 | | | | | | 960 | | | | |
| K | Track gauge | | | | 2,000 | | | | | | 2,240 | | | | |
| L | Track pad width | | | | | 500 | 600 | 700 | 750 | 800 | 900 | | | | |
| M | Width over tracks | | | | | 2,500 | 2,600 | 2,700 | 2,750 | 2,740 | 2,840 | 2,940 | 2,990 | 3,040 | 3,140 |
| N | Width over steps | | | | | 2,500 | 2,600 | 2,700 ¹⁾ | 2,700 ¹⁾ | 2,775 | 2,775 | 2,975 ¹⁾ | 2,975 ¹⁾ | 2,975 ¹⁾ | 3,075 ¹⁾ |

| | | LC | | | | | | WLC | | | | | |
|----|--|---------------------|-------|---------------------|---------------------|---------------------|---------------------|---------------------|-------|---------------------|---------------------|---------------------|---------------------|
| | | mm | | | | | | mm | | | | | |
| A | Upper-carriage width | 2,545 ²⁾ | | | | | | 2,545 ²⁾ | | | | | |
| B | Upper-carriage height | 3,335 | | | | | | 3,335 | | | | | |
| B1 | Upper-carriage height (handrails folded) | 3,060 | | | | | | 3,060 | | | | | |
| C | Cab height | 3,060 | | | | | | 3,060 | | | | | |
| D | Counterweight ground clearance | 1,100 | | | | | | 1,100 | | | | | |
| E | Rear-end length | 2,830 | | | | | | 2,830 | | | | | |
| F | Tail swing radius | 2,880 | | | | | | 2,880 | | | | | |
| G | Wheelbase | 3,640 | | | | | | 3,830 | | | | | |
| H | Undercarriage length | 4,435 | | | | | | 4,630 | | | | | |
| I | Undercarriage ground clearance | 485 | | | | | | 485 | | | | | |
| J | Track height | 960 | | | | | | 960 | | | | | |
| K | Track gauge | 2,390 | | | | | | 2,590 | | | | | |
| L | Track pad width | 500 | 600 | 700 | 750 | 800 | 900 | 500 | 600 | 700 | 750 | 800 | 900 |
| M | Width over tracks | 2,890 | 2,990 | 3,090 | 3,140 | 3,190 | 3,290 | 3,090 | 3,190 | 3,290 | 3,340 | 3,390 | 3,490 |
| N | Width over steps | 2,925 | 2,925 | 3,125 ¹⁾ | 3,125 ¹⁾ | 3,125 ¹⁾ | 3,225 ¹⁾ | 3,125 | 3,125 | 3,325 ¹⁾ | 3,325 ¹⁾ | 3,325 ¹⁾ | 3,425 ¹⁾ |

¹⁾ width with removable steps

²⁾ without door stop device and spacer

| | | Stick length | Mono boom 5.70 m with quick coupler | Mono boom straight 5.90 m with quick coupler | Two-piece boom 5.90 m with quick coupler | Mono boom offset 5.65 m with quick coupler |
|---|--------------------------|--------------|--|---|---|---|
| | | m | mm | mm | mm | mm |
| R | Front swing radius | 2.50 | 3,650 | 3,050 | 2,500 | 3,350 |
| | | 2.90 | 3,650 | 3,050 | 2,600 | 3,350 |
| | | 3.50 | 3,600 | 2,850 | 2,550 | 3,350 |
| S | Height with boom up | 2.50 | 7,900 | 8,600 | 8,700 | 7,950 |
| | | 2.90 | 3,050 | 2,850 | 2,800 | 2,900 |
| | | 3.50 | 3,100 | 3,000 | 2,950 | 2,900 |
| T | Boom height | 2.50 | 3,050 | 3,050 | 3,050 | 2,900 |
| | | 2.90 | 5,400/5,500 ¹⁾ | 5,900/6,000 ¹⁾ | 5,900/6,000 ¹⁾ | 8,050/8,150 ¹⁾ |
| | | 3.50 | 5,050/5,150 ¹⁾ | 5,650/5,750 ¹⁾ | 5,600/5,700 ¹⁾ | 7,650/7,750 ¹⁾ |
| U | Length on ground | 2.50 | 7,150/7,250 ¹⁾ | 5,000/5,100 ¹⁾ | 5,000/5,100 ¹⁾ | 7,000/7,100 ¹⁾ |
| | | 2.90 | 9,700 | 9,950 | 9,900 | 9,550 |
| | | 3.50 | 1.25 m ³ | 1.25 m ³ | 1.25 m ³ | 1.25 m ³ |
| V | Overall length Bucket | 2.50 | 9,700 | 9,950 | 9,900 | 9,550 |
| | | 2.90 | 1.25 m ³ | 1.25 m ³ | 1.25 m ³ | 1.25 m ³ |

¹⁾ WLC undercarriage

Transport dimensions

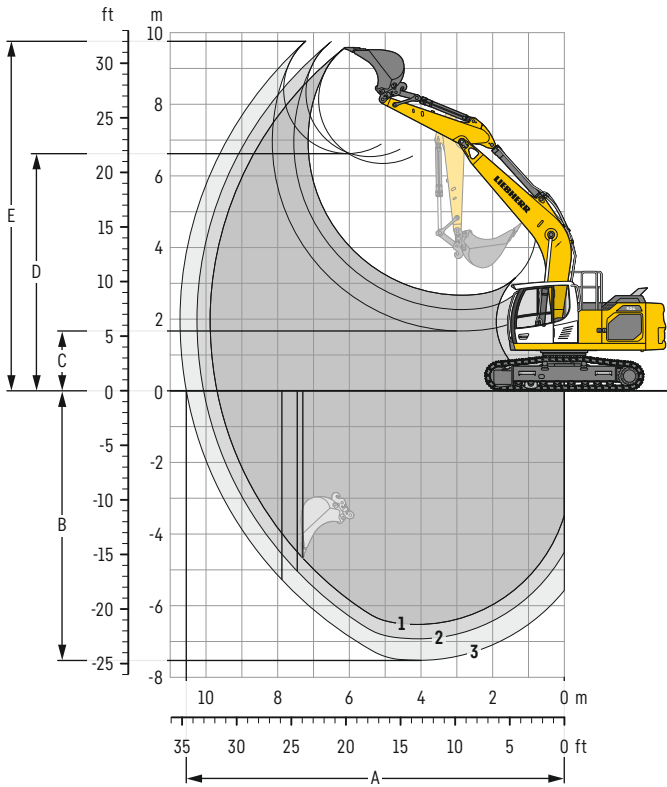
removable elements disassembled

| | Undercarriage | Mono boom 5.70 m | | | | | | Mono boom straight 5.90 m | | | | | | Two-piece boom 5.90 m | | | | | | Mono boom offset 5.65 m | | | | | |
|-----------------|---------------|------------------|-------|-------|-------|-------|-------|---------------------------|-------|-------|-------|-------|-------|-----------------------|-------|-------|-------|-------|-------|-------------------------|-------|-------|-------|-------|-------|
| | | mm | | | | | | mm | | | | | | mm | | | | | | mm | | | | | |
| Pad width | | 500 | 600 | 700 | 750 | 800 | 900 | 500 | 600 | 700 | 750 | 800 | 900 | 500 | 600 | 700 | 750 | 800 | 900 | 500 | 600 | 700 | 750 | 800 | 900 |
| Transport width | NLC | 2,545 | 2,600 | 2,700 | 2,750 | - | - | 2,545 | 2,600 | 2,700 | 2,750 | - | - | 2,545 | 2,600 | 2,700 | 2,750 | - | - | 2,545 | 2,600 | 2,700 | 2,750 | - | - |
| | SLC | 2,740 | 2,840 | 2,940 | 2,990 | 3,040 | 3,140 | 2,740 | 2,840 | 2,940 | 2,990 | 3,040 | 3,140 | 2,740 | 2,840 | 2,940 | 2,990 | 3,040 | 3,140 | 2,740 | 2,840 | 2,940 | 2,990 | 3,040 | 3,140 |
| | LC | 2,890 | 2,990 | 3,090 | 3,140 | 3,190 | 3,290 | 2,890 | 2,990 | 3,090 | 3,140 | 3,190 | 3,290 | 2,890 | 2,990 | 3,090 | 3,140 | 3,190 | 3,290 | 2,890 | 2,990 | 3,090 | 3,140 | 3,190 | 3,290 |
| | WLC | 3,090 | 3,190 | 3,290 | 3,340 | 3,390 | 3,490 | 3,090 | 3,190 | 3,290 | 3,340 | 3,390 | 3,490 | 3,090 | 3,190 | 3,290 | 3,340 | 3,390 | 3,490 | 3,090 | 3,190 | 3,290 | 3,340 | 3,390 | 3,490 |

| | Undercarriage / Stick | NLC/SLC/LC/WLC | | | | | | NLC/SLC/LC/WLC | | | | | | NLC/SLC/LC/WLC | | | | | | NLC/SLC/LC/WLC | | | | | |
|------------------|--------------------------|----------------|--|--|--|--|--|----------------|--|--|--|--|--|----------------|--|--|--|--|--|----------------|--|--|--|--|--|
| | | mm | | | | | | mm | | | | | | mm | | | | | | mm | | | | | |
| Transport length | | 9,700 | | | | | | 9,950 | | | | | | 9,900 | | | | | | 9,550 | | | | | |
| Transport height | 2.50 | 3,060 | | | | | | 3,060 | | | | | | 3,060 | | | | | | 3,060 | | | | | |
| | 2.90 | 3,100 | | | | | | 3,060 | | | | | | 3,060 | | | | | | 3,060 | | | | | |
| | 3.50 | 3,060 | | | | | | 3,060 | | | | | | 3,060 | | | | | | 3,060 | | | | | |

Backhoe bucket

with mono boom 5.70 m



Digging envelope

| with quick coupler | | 1 | 2 | 3 |
|------------------------------|---|------|-------|-------|
| Stick length | m | 2.50 | 2.90 | 3.50 |
| A Max. reach at ground level | m | 9.69 | 10.07 | 10.55 |
| B Max. digging depth | m | 6.53 | 6.93 | 7.52 |
| C Min. dumping height | m | 2.67 | 2.27 | 1.67 |
| D Max. dumping height | m | 6.34 | 6.54 | 6.62 |
| E Max. cutting height | m | 9.54 | 9.75 | 9.76 |

Forces

| without quick coupler | | 1 | 2 | 3 |
|----------------------------------|----|-----|-----|-----|
| Stick digging force (ISO 6015) | kN | 135 | 122 | 106 |
| Bucket digging force (ISO 6015) | kN | 173 | 173 | 173 |
| Stick digging force (SAE J1179) | kN | 129 | 117 | 103 |
| Bucket digging force (SAE J1179) | kN | 151 | 151 | 151 |

Operating weight and ground pressure

The operating weight includes the basic machine with counterweight 5.0t, mono boom 5.70 m, stick 2.90 m, quick coupler SWA 48 (250 kg) and bucket 1.25 m³ (910 kg).

| Undercarriage | | NLC | | | |
|-----------------|--------------------|--------|--------|--------|--------|
| Pad width | mm | 500 | 600 | 700 | 750 |
| Weight | kg | 23,400 | 23,650 | 23,900 | 24,000 |
| Ground pressure | kg/cm ² | 0.60 | 0.50 | 0.44 | 0.41 |

| Undercarriage | | SLC | | | | | |
|-----------------|--------------------|--------|--------|--------|--------|--------|--------|
| Pad width | mm | 500 | 600 | 700 | 750 | 800 | 900 |
| Weight | kg | 23,500 | 23,750 | 24,000 | 24,100 | 24,400 | 24,700 |
| Ground pressure | kg/cm ² | 0.60 | 0.51 | 0.44 | 0.41 | 0.39 | 0.35 |

| Undercarriage | | LC | | | | | |
|-----------------|--------------------|--------|--------|--------|--------|--------|--------|
| Pad width | mm | 500 | 600 | 700 | 750 | 800 | 900 |
| Weight | kg | 23,600 | 23,850 | 24,100 | 24,200 | 24,500 | 24,800 |
| Ground pressure | kg/cm ² | 0.60 | 0.51 | 0.44 | 0.41 | 0.39 | 0.35 |

| Undercarriage | | WLC | | | | | |
|-----------------|--------------------|--------|--------|--------|--------|--------|--------|
| Pad width | mm | 500 | 600 | 700 | 750 | 800 | 900 |
| Weight | kg | 24,000 | 24,300 | 24,600 | 24,700 | 24,850 | 25,150 |
| Ground pressure | kg/cm ² | 0.58 | 0.49 | 0.43 | 0.40 | 0.38 | 0.34 |

Buckets Machine stability per ISO 10567* (75% of tipping capacity)

| | Cutting width mm | Capacity ISO 7451 m ³ | Weight ³⁾ kg | Weight ⁴⁾ kg | NLC undercarriage (with track pads 500 mm) | | | | | | SLC undercarriage (with track pads 600 mm) | | | | | | LC undercarriage (with track pads 600 mm) | | | | | | WLC undercarriage (with track pads 600 mm) | | | | | |
|-------------------|---------------------|--|----------------------------|----------------------------|---|------|------|-----------------------|------|------|---|------|------|-----------------------|------|------|--|------|------|-----------------------|------|------|---|------|---|-----------------------|--|--|
| | | | | | Stick length (m) | | | | | | Stick length (m) | | | | | | Stick length (m) | | | | | | Stick length (m) | | | | | |
| | | | | | without quick coupler | | | with quick coupler | | | without quick coupler | | | with quick coupler | | | without quick coupler | | | with quick coupler | | | without quick coupler | | | with quick coupler | | |
| | 2.50 | 2.90 | 3.50 | 2.50 | 2.90 | 3.50 | 2.50 | 2.90 | 3.50 | 2.50 | 2.90 | 3.50 | 2.50 | 2.90 | 3.50 | 2.50 | 2.90 | 3.50 | 2.50 | 2.90 | 3.50 | 2.50 | 2.90 | 3.50 | | | | |
| STD ¹⁾ | 650 | 0.55 | 580 | 590 | ▲ | ▲ | ▲ | ▲ | ▲ | ▲ | ▲ | ▲ | ▲ | ▲ | ▲ | ▲ | ▲ | ▲ | ▲ | ▲ | ▲ | ▲ | ▲ | ▲ | ▲ | | | |
| | 850 | 0.75 | 620 | 630 | ▲ | ▲ | ▲ | ▲ | ▲ | ▲ | ▲ | ▲ | ▲ | ▲ | ▲ | ▲ | ▲ | ▲ | ▲ | ▲ | ▲ | ▲ | ▲ | ▲ | ▲ | | | |
| | 1,050 | 0.95 | 700 | 710 | ▲ | ▲ | ▲ | ▲ | ▲ | ▲ | ▲ | ▲ | ▲ | ▲ | ▲ | ▲ | ▲ | ▲ | ▲ | ▲ | ▲ | ▲ | ▲ | ▲ | ▲ | | | |
| | 1,250 | 1.15 | 810 | 830 | ▲ | ■ | ■ | ■ | ▲ | ▲ | ▲ | ▲ | ▲ | ▲ | ▲ | ▲ | ▲ | ▲ | ▲ | ▲ | ▲ | ▲ | ▲ | ▲ | ▲ | | | |
| | 1,250 | 1.25 | 890 | 910 | ■ | ■ | △ | △ | ▲ | ▲ | ▲ | ▲ | ▲ | ▲ | ▲ | ▲ | ▲ | ▲ | ▲ | ▲ | ▲ | ▲ | ▲ | ▲ | ▲ | | | |
| | 1,400 | 1.35 | 850 | 880 | ▲ | ■ | △ | △ | ▲ | ▲ | ▲ | ▲ | ▲ | ▲ | ▲ | ▲ | ▲ | ▲ | ▲ | ▲ | ▲ | ▲ | ▲ | ▲ | ▲ | | | |
| | 1,400 | 1.50 | 950 | 980 | ▲ | △ | △ | △ | ▲ | ▲ | ▲ | ▲ | ▲ | ▲ | ▲ | ▲ | ▲ | ▲ | ▲ | ▲ | ▲ | ▲ | ▲ | ▲ | ▲ | | | |
| 1,500 | 1.65 | 1,020 | 1,030 | △ | — | — | — | ▲ | ▲ | ▲ | ▲ | ▲ | ▲ | ▲ | ▲ | ▲ | ▲ | ▲ | ▲ | ▲ | ▲ | ▲ | ▲ | ▲ | | | | |
| HD ²⁾ | 650 | 0.55 | 640 | 650 | ▲ | ▲ | ▲ | ▲ | ▲ | ▲ | ▲ | ▲ | ▲ | ▲ | ▲ | ▲ | ▲ | ▲ | ▲ | ▲ | ▲ | ▲ | ▲ | ▲ | ▲ | | | |
| | 850 | 0.75 | 695 | 705 | ▲ | ▲ | ▲ | ▲ | ▲ | ▲ | ▲ | ▲ | ▲ | ▲ | ▲ | ▲ | ▲ | ▲ | ▲ | ▲ | ▲ | ▲ | ▲ | ▲ | ▲ | | | |
| | 1,050 | 0.95 | 790 | 800 | ▲ | ▲ | ▲ | ▲ | ▲ | ▲ | ▲ | ▲ | ▲ | ▲ | ▲ | ▲ | ▲ | ▲ | ▲ | ▲ | ▲ | ▲ | ▲ | ▲ | ▲ | | | |
| | 1,250 | 1.15 | 910 | 940 | ■ | ▲ | ■ | ■ | ▲ | ▲ | ▲ | ▲ | ▲ | ▲ | ▲ | ▲ | ▲ | ▲ | ▲ | ▲ | ▲ | ▲ | ▲ | ▲ | ▲ | | | |
| | 1,250 | 1.25 | 1,010 | 1,030 | ▲ | ■ | △ | △ | ▲ | ▲ | ▲ | ▲ | ▲ | ▲ | ▲ | ▲ | ▲ | ▲ | ▲ | ▲ | ▲ | ▲ | ▲ | ▲ | ▲ | | | |
| | 1,400 | 1.35 | 970 | 990 | ▲ | △ | △ | △ | ▲ | ▲ | ▲ | ▲ | ▲ | ▲ | ▲ | ▲ | ▲ | ▲ | ▲ | ▲ | ▲ | ▲ | ▲ | ▲ | ▲ | | | |
| | 1,400 | 1.50 | 1,090 | 1,120 | ▲ | △ | — | — | ▲ | ▲ | ▲ | ▲ | ▲ | ▲ | ▲ | ▲ | ▲ | ▲ | ▲ | ▲ | ▲ | ▲ | ▲ | ▲ | ▲ | | | |
| 1,500 | 1.65 | 1,160 | 1,160 | △ | — | — | — | ▲ | ▲ | ▲ | ▲ | ▲ | ▲ | ▲ | ▲ | ▲ | ▲ | ▲ | ▲ | ▲ | ▲ | ▲ | ▲ | ▲ | | | | |

* Indicated loads are based on ISO 10567, at maximum reach, and may be swung 360° on firm and even ground

¹⁾ Standard bucket with teeth Z 40

²⁾ HD bucket with teeth Z 40

³⁾ Bucket for direct mounting

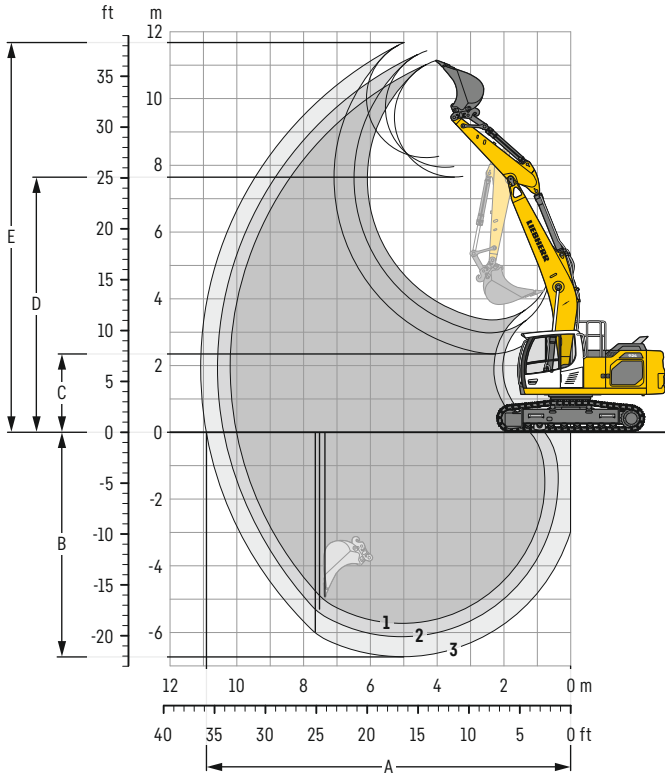
⁴⁾ Bucket for mounting to quick coupler SWA 48 (250 kg)

Other buckets available upon request

Max. material weight ▲ = ≤ 2.0t/m³, ■ = ≤ 1.8t/m³, ▲ = ≤ 1.65t/m³, ■ = ≤ 1.5t/m³, △ = ≤ 1.2t/m³, — = not authorised

Backhoe bucket

with mono boom straight 5.90 m



Digging envelope

| with quick coupler | | 1 | 2 | 3 |
|------------------------------|---|-------|-------|-------|
| Stick length | m | 2.50 | 2.90 | 3.50 |
| A Max. reach at ground level | m | 10.01 | 10.40 | 10.91 |
| B Max. digging depth | m | 5.73 | 6.13 | 6.73 |
| C Min. dumping height | m | 3.37 | 2.98 | 2.35 |
| D Max. dumping height | m | 7.65 | 7.94 | 8.23 |
| E Max. cutting height | m | 11.14 | 11.43 | 11.63 |

Forces

| without quick coupler | | 1 | 2 | 3 |
|----------------------------------|----|-----|-----|-----|
| Stick digging force (ISO 6015) | kN | 135 | 122 | 106 |
| Bucket digging force (ISO 6015) | kN | 173 | 173 | 173 |
| Stick digging force (SAE J1179) | kN | 129 | 117 | 103 |
| Bucket digging force (SAE J1179) | kN | 151 | 151 | 151 |

Operating weight and ground pressure

The operating weight includes the basic machine with counterweight 5.0t, mono boom straight 5.90 m, stick 2.90 m, quick coupler SWA 48 (250 kg) and bucket 1.25 m³ (910 kg).

| Undercarriage | | NLC | | | |
|-----------------|--------------------|--------|--------|--------|--------|
| Pad width | mm | 500 | 600 | 700 | 750 |
| Weight | kg | 23,400 | 23,650 | 23,900 | 24,000 |
| Ground pressure | kg/cm ² | 0.60 | 0.50 | 0.44 | 0.41 |

| Undercarriage | | SLC | | | | | |
|-----------------|--------------------|--------|--------|--------|--------|--------|--------|
| Pad width | mm | 500 | 600 | 700 | 750 | 800 | 900 |
| Weight | kg | 23,500 | 23,750 | 24,000 | 24,100 | 24,400 | 24,700 |
| Ground pressure | kg/cm ² | 0.60 | 0.51 | 0.44 | 0.41 | 0.39 | 0.35 |

| Undercarriage | | LC | | | | | |
|-----------------|--------------------|--------|--------|--------|--------|--------|--------|
| Pad width | mm | 500 | 600 | 700 | 750 | 800 | 900 |
| Weight | kg | 23,600 | 23,850 | 24,100 | 24,200 | 24,500 | 24,800 |
| Ground pressure | kg/cm ² | 0.60 | 0.51 | 0.44 | 0.41 | 0.39 | 0.35 |

| Undercarriage | | WLC | | | | | |
|-----------------|--------------------|--------|--------|--------|--------|--------|--------|
| Pad width | mm | 500 | 600 | 700 | 750 | 800 | 900 |
| Weight | kg | 24,000 | 24,300 | 24,600 | 24,700 | 24,850 | 25,150 |
| Ground pressure | kg/cm ² | 0.58 | 0.49 | 0.43 | 0.40 | 0.38 | 0.34 |

Buckets Machine stability per ISO 10567* (75% of tipping capacity)

| | Cutting width mm | Capacity ISO 7451 m ³ | Weight ³⁾ kg | Weight ⁴⁾ kg | NLC undercarriage (with track pads 500 mm) | | | | | | SLC undercarriage (with track pads 600 mm) | | | | | | LC undercarriage (with track pads 600 mm) | | | | | | WLC undercarriage (with track pads 600 mm) | | | | | |
|-------------------|---------------------|--|----------------------------|----------------------------|---|------|------|-----------------------|------|------|---|------|------|-----------------------|------|------|--|------|------|-----------------------|------|------|---|------|---|-----------------------|--|--|
| | | | | | Stick length (m) | | | | | | Stick length (m) | | | | | | Stick length (m) | | | | | | Stick length (m) | | | | | |
| | | | | | without quick coupler | | | with quick coupler | | | without quick coupler | | | with quick coupler | | | without quick coupler | | | with quick coupler | | | without quick coupler | | | with quick coupler | | |
| STD ¹⁾ | 2.50 | 2.90 | 3.50 | 2.50 | 2.90 | 3.50 | 2.50 | 2.90 | 3.50 | 2.50 | 2.90 | 3.50 | 2.50 | 2.90 | 3.50 | 2.50 | 2.90 | 3.50 | 2.50 | 2.90 | 3.50 | 2.50 | 2.90 | 3.50 | | | | |
| | 650 | 0.55 | 580 | 590 | ▲ | ▲ | ▲ | ▲ | ▲ | ▲ | ▲ | ▲ | ▲ | ▲ | ▲ | ▲ | ▲ | ▲ | ▲ | ▲ | ▲ | ▲ | ▲ | ▲ | ▲ | | | |
| | 850 | 0.75 | 620 | 630 | ▲ | ▲ | ▲ | ▲ | ▲ | ▲ | ▲ | ▲ | ▲ | ▲ | ▲ | ▲ | ▲ | ▲ | ▲ | ▲ | ▲ | ▲ | ▲ | ▲ | ▲ | | | |
| | 1,050 | 0.95 | 700 | 710 | ▲ | ▲ | ■ | ▲ | ■ | ■ | ▲ | ▲ | ▲ | ▲ | ▲ | ▲ | ▲ | ▲ | ▲ | ▲ | ▲ | ▲ | ▲ | ▲ | ▲ | | | |
| | 1,250 | 1.15 | 810 | 830 | ■ | ■ | ▲ | ▲ | ■ | ▲ | ▲ | ▲ | ▲ | ▲ | ▲ | ▲ | ▲ | ▲ | ▲ | ▲ | ▲ | ▲ | ▲ | ▲ | ▲ | | | |
| | 1,250 | 1.25 | 890 | 910 | ■ | ▲ | ▲ | ■ | ▲ | — | ■ | ▲ | ■ | ■ | ▲ | ▲ | ▲ | ■ | ▲ | ▲ | ▲ | ▲ | ▲ | ▲ | ▲ | | | |
| | 1,400 | 1.35 | 850 | 880 | ■ | ▲ | — | ▲ | ▲ | — | ■ | ■ | ▲ | ▲ | ■ | ▲ | ▲ | ▲ | ▲ | ▲ | ▲ | ▲ | ▲ | ▲ | ▲ | | | |
| | 1,400 | 1.50 | 950 | 980 | ▲ | — | — | ▲ | — | — | ■ | ▲ | ▲ | ▲ | ▲ | — | ■ | ▲ | ▲ | ▲ | ▲ | ▲ | ▲ | ▲ | ▲ | | | |
| | 1,500 | 1.65 | 1,020 | 1,030 | — | — | — | — | — | — | ▲ | ▲ | — | ▲ | — | — | ■ | ▲ | ▲ | ▲ | — | ▲ | ■ | ▲ | ▲ | | | |
| | 650 | 0.55 | 640 | 650 | ▲ | ▲ | ▲ | ▲ | ▲ | ▲ | ▲ | ▲ | ▲ | ▲ | ▲ | ▲ | ▲ | ▲ | ▲ | ▲ | ▲ | ▲ | ▲ | ▲ | ▲ | | | |
| | 850 | 0.75 | 695 | 705 | ▲ | ▲ | ▲ | ▲ | ▲ | ▲ | ▲ | ▲ | ▲ | ▲ | ▲ | ▲ | ▲ | ▲ | ▲ | ▲ | ▲ | ▲ | ▲ | ▲ | ▲ | | | |
| | 1,050 | 0.95 | 790 | 800 | ▲ | ▲ | ▲ | ▲ | ■ | ■ | ▲ | ▲ | ▲ | ▲ | ▲ | ▲ | ▲ | ▲ | ▲ | ▲ | ▲ | ▲ | ▲ | ▲ | ▲ | | | |
| | 1,250 | 1.15 | 910 | 940 | ▲ | ■ | ▲ | ■ | ▲ | ▲ | ▲ | ■ | ■ | ▲ | ▲ | ▲ | ▲ | ■ | ▲ | ▲ | ▲ | ▲ | ▲ | ▲ | ■ | | | |
| | 1,250 | 1.25 | 1,010 | 1,030 | ■ | ▲ | — | ▲ | ▲ | — | ■ | ▲ | ▲ | ▲ | ■ | ■ | ▲ | ▲ | ▲ | ▲ | ▲ | ▲ | ▲ | ▲ | ▲ | | | |
| | 1,400 | 1.35 | 970 | 990 | ▲ | ▲ | — | ▲ | — | — | ▲ | ■ | ▲ | ▲ | ■ | ■ | ▲ | ▲ | ▲ | ▲ | ▲ | ▲ | ▲ | ▲ | ■ | | | |
| | 1,400 | 1.50 | 1,090 | 1,120 | ▲ | — | — | — | — | — | ■ | ▲ | — | ▲ | ▲ | — | ■ | ▲ | ▲ | ▲ | — | ■ | ■ | ▲ | ▲ | | | |
| | 1,500 | 1.65 | 1,160 | 1,160 | — | — | — | — | — | — | ▲ | — | — | ▲ | — | — | ▲ | ▲ | ▲ | — | ▲ | ■ | ▲ | ▲ | ▲ | | | |

* Indicated loads are based on ISO 10567, at maximum reach, and may be swung 360° on firm and even ground

¹⁾ Standard bucket with teeth Z 40

²⁾ HD bucket with teeth Z 40

³⁾ Bucket for direct mounting

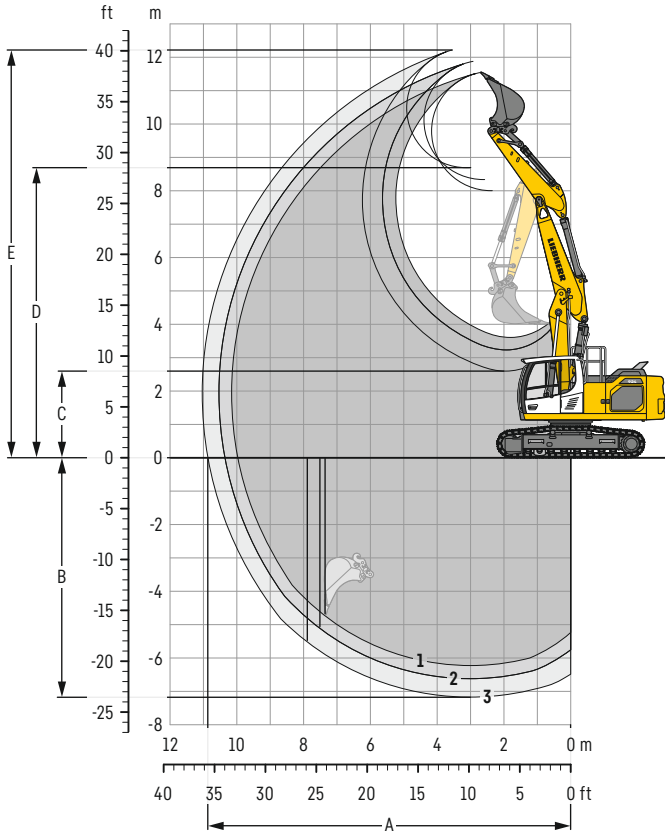
⁴⁾ Bucket for mounting to quick coupler SWA 48 (250 kg)

Other buckets available upon request

Max. material weight ▲ = ≤ 2.0t/m³, ■ = ≤ 1.8t/m³, ▲ = ≤ 1.65t/m³, ■ = ≤ 1.5t/m³, ▲ = ≤ 1.2t/m³, — = not authorised

Backhoe bucket

with two-piece boom 5.90 m



Digging envelope

| with quick coupler | 1 | 2 | 3 | |
|------------------------------|---|-------|-------|-------|
| Stick length | m | 2.50 | 2.90 | 3.50 |
| A Max. reach at ground level | m | 9.97 | 10.36 | 10.87 |
| B Max. digging depth | m | 6.23 | 6.62 | 7.17 |
| C Min. dumping height | m | 3.61 | 3.23 | 2.60 |
| D Max. dumping height | m | 8.00 | 8.33 | 8.69 |
| E Max. cutting height | m | 11.55 | 11.88 | 12.22 |

Forces

| without quick coupler | 1 | 2 | 3 | |
|----------------------------------|----|-----|-----|-----|
| Stick digging force (ISO 6015) | kN | 135 | 122 | 106 |
| Bucket digging force (ISO 6015) | kN | 173 | 173 | 173 |
| Stick digging force (SAE J1179) | kN | 129 | 117 | 103 |
| Bucket digging force (SAE J1179) | kN | 151 | 151 | 151 |

Operating weight and ground pressure

The operating weight includes the basic machine with counterweight 5.0t, two-piece boom 5.90 m, stick 2.90 m, quick coupler SWA 48 (250 kg) and bucket 1.25 m³ (910 kg).

| Undercarriage | NLC | | | | |
|-----------------|--------------------|--------|--------|--------|--------|
| Pad width | mm | 500 | 600 | 700 | 750 |
| Weight | kg | 24,100 | 24,350 | 24,600 | 24,700 |
| Ground pressure | kg/cm ² | 0.62 | 0.52 | 0.45 | 0.42 |

| Undercarriage | SLC | | | | | | |
|-----------------|--------------------|--------|--------|--------|--------|--------|--------|
| Pad width | mm | 500 | 600 | 700 | 750 | 800 | 900 |
| Weight | kg | 24,200 | 24,450 | 24,700 | 24,800 | 25,100 | 25,400 |
| Ground pressure | kg/cm ² | 0.62 | 0.52 | 0.45 | 0.42 | 0.40 | 0.36 |

| Undercarriage | LC | | | | | | |
|-----------------|--------------------|--------|--------|--------|--------|--------|--------|
| Pad width | mm | 500 | 600 | 700 | 750 | 800 | 900 |
| Weight | kg | 24,300 | 24,550 | 24,800 | 24,900 | 25,200 | 25,500 |
| Ground pressure | kg/cm ² | 0.62 | 0.52 | 0.45 | 0.42 | 0.40 | 0.36 |

| Undercarriage | WLC | | | | | | |
|-----------------|--------------------|--------|--------|--------|--------|--------|--------|
| Pad width | mm | 500 | 600 | 700 | 750 | 800 | 900 |
| Weight | kg | 24,700 | 25,000 | 25,300 | 25,400 | 25,550 | 25,850 |
| Ground pressure | kg/cm ² | 0.60 | 0.51 | 0.44 | 0.41 | 0.39 | 0.35 |

Buckets Machine stability per ISO 10567* (75% of tipping capacity)

| | Cutting width mm | Capacity ISO 7451 m ³ | Weight ³⁾ kg | Weight ⁴⁾ kg | NLC undercarriage (with track pads 500 mm) | | | SLC undercarriage (with track pads 600 mm) | | | LC undercarriage (with track pads 600 mm) | | | WLC undercarriage (with track pads 600 mm) | | | | |
|--------------------------------------|---------------------|--|----------------------------|----------------------------|---|-----------------------|------|---|-----------------------|------|--|-----------------------|------|---|-----------------------|------|--------------------------|-----------------------|
| | | | | | Stick length (m) | | | Stick length (m) | | | Stick length (m) | | | Stick length (m) | | | | |
| | | | | | without quick coupler | with quick coupler | | without quick coupler | with quick coupler | | without quick coupler | with quick coupler | | without quick coupler | with quick coupler | | without quick coupler | with quick coupler |
| 2.50 | 2.90 | 3.50 | 2.50 | 2.90 | 3.50 | 2.50 | 2.90 | 3.50 | 2.50 | 2.90 | 3.50 | 2.50 | 2.90 | 3.50 | 2.50 | 2.90 | 3.50 | |
| STD ¹⁾ | 650 | 0.55 | 580 | 590 | ▲ | ▲ | ▲ | ▲ | ▲ | ▲ | ▲ | ▲ | ▲ | ▲ | ▲ | ▲ | ▲ | ▲ |
| | 850 | 0.75 | 620 | 630 | ▲ | ▲ | ▲ | ▲ | ▲ | ▲ | ▲ | ▲ | ▲ | ▲ | ▲ | ▲ | ▲ | ▲ |
| | 1,050 | 0.95 | 700 | 710 | ▲ | ▲ | ▲ | ▲ | ■ | ■ | ■ | ▲ | ▲ | ▲ | ▲ | ▲ | ▲ | ▲ |
| | 1,250 | 1.15 | 810 | 830 | ■ | ■ | ▲ | ▲ | ▲ | ▲ | ▲ | ■ | ■ | ▲ | ▲ | ▲ | ▲ | ■ |
| | 1,250 | 1.25 | 890 | 910 | ■ | ▲ | ▲ | ▲ | ▲ | ▲ | ▲ | ■ | ▲ | ■ | ▲ | ▲ | ▲ | ▲ |
| | 1,400 | 1.35 | 850 | 880 | ■ | ▲ | — | ▲ | ▲ | ▲ | ▲ | ■ | ▲ | ▲ | ▲ | ▲ | ▲ | ▲ |
| HD ²⁾ | 1,400 | 1.50 | 950 | 980 | ▲ | — | — | ▲ | ▲ | ▲ | ▲ | ▲ | ■ | ▲ | ▲ | ▲ | ▲ | ▲ |
| | 1,500 | 1.65 | 1,020 | 1,030 | — | — | — | ▲ | ▲ | — | ▲ | — | — | ■ | ▲ | ▲ | ▲ | ▲ |
| | 650 | 0.55 | 640 | 650 | ▲ | ▲ | ▲ | ▲ | ▲ | ▲ | ▲ | ▲ | ▲ | ▲ | ▲ | ▲ | ▲ | ▲ |
| | 850 | 0.75 | 695 | 705 | ▲ | ▲ | ▲ | ▲ | ▲ | ▲ | ▲ | ▲ | ▲ | ▲ | ▲ | ▲ | ▲ | ▲ |
| | 1,050 | 0.95 | 790 | 800 | ▲ | ■ | ▲ | ▲ | ■ | ■ | ■ | ▲ | ▲ | ▲ | ▲ | ▲ | ▲ | ▲ |
| | 1,250 | 1.15 | 910 | 940 | ▲ | ■ | ▲ | ■ | ▲ | — | ▲ | ■ | ■ | ■ | ▲ | ▲ | ▲ | ■ |
| Other buckets available upon request | 1,250 | 1.25 | 1,010 | 1,030 | ■ | ▲ | — | ▲ | ▲ | — | ■ | ■ | ■ | ▲ | ▲ | ■ | ▲ | ▲ |
| | 1,400 | 1.35 | 970 | 990 | ▲ | ▲ | — | ▲ | — | — | ▲ | ■ | ▲ | ▲ | ▲ | ■ | ▲ | ■ |
| | 1,400 | 1.50 | 1,090 | 1,120 | ▲ | — | — | — | — | — | ▲ | ▲ | — | ■ | ▲ | ▲ | ▲ | ▲ |
| | 1,500 | 1.65 | 1,160 | 1,160 | — | — | — | — | — | — | ▲ | — | — | ▲ | ▲ | ▲ | ▲ | ▲ |

* Indicated loads are based on ISO 10567, at maximum reach, and may be swung 360° on firm and even ground

¹⁾ Standard bucket with teeth Z 40

²⁾ HD bucket with teeth Z 40

³⁾ Bucket for direct mounting

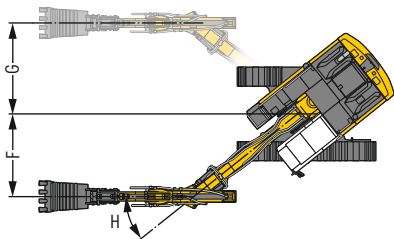
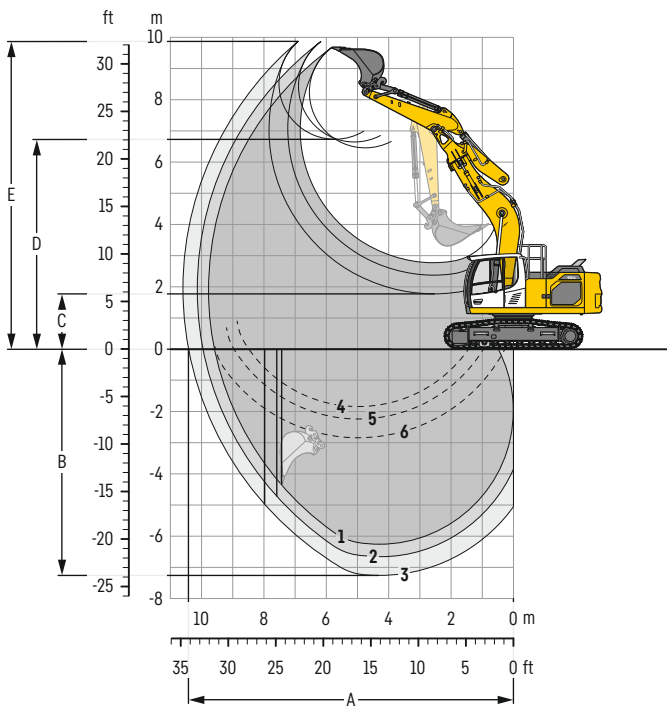
⁴⁾ Bucket for mounting to quick coupler SWA 48 (250 kg)

Other buckets available upon request

Max. material weight ▲ = ≤ 2.0t/m³, ■ = ≤ 1.8t/m³, ▲ = ≤ 1.65t/m³, ■ = ≤ 1.5t/m³, ▲ = ≤ 1.2t/m³, — = not authorised

Backhoe bucket

with mono boom offset 5.65 m



Digging envelope

| with quick coupler | | 1 | 2 | 3 |
|------------------------------|---|------|------|-------|
| Stick length | m | 2.50 | 2.90 | 3.50 |
| A Max. reach at ground level | m | 9.58 | 9.95 | 10.42 |
| B Max. digging depth | m | 6.26 | 6.66 | 7.26 |
| C Min. dumping height | m | 2.77 | 2.37 | 1.77 |
| D Max. dumping height | m | 6.45 | 6.64 | 6.72 |
| E Max. cutting height | m | 9.66 | 9.85 | 9.87 |
| F Max. offset right | m | | 2.92 | |
| G Max. offset left | m | | 2.92 | |
| H Max. offset angle | ° | | 38.5 | |

1 with stick 2.50 m
2 with stick 2.90 m
3 with stick 3.50 m
with set straight boom

4 with stick 2.50 m
5 with stick 2.90 m
6 with stick 3.50 m
at max. equipment offset with vertical ditch walls

Forces

| without quick coupler | | 1 | 2 | 3 |
|----------------------------------|----|-----|-----|-----|
| Stick digging force (ISO 6015) | kN | 135 | 122 | 106 |
| Bucket digging force (ISO 6015) | kN | 173 | 173 | 173 |
| Stick digging force (SAE J1179) | kN | 129 | 117 | 103 |
| Bucket digging force (SAE J1179) | kN | 151 | 151 | 151 |

Operating weight and ground pressure

The operating weight includes the basic machine with counterweight 5.0 t, mono boom offset 5.65 m, stick 2.90 m, quick coupler SWA 48 (250 kg) and bucket 1.25 m³ (910 kg).

| Undercarriage | | NLC | | | | | |
|-----------------|--------------------|--------|--------|--------|--------|--------|--------|
| Pad width | mm | 500 | 600 | 700 | 750 | | |
| Weight | kg | 24,300 | 24,550 | 24,800 | 24,900 | | |
| Ground pressure | kg/cm ² | 0.62 | 0.52 | 0.45 | 0.42 | | |
| Undercarriage | | SLC | | | | | |
| Pad width | mm | 500 | 600 | 700 | 750 | 800 | 900 |
| Weight | kg | 24,400 | 24,650 | 24,900 | 25,000 | 25,300 | 25,600 |
| Ground pressure | kg/cm ² | 0.62 | 0.52 | 0.45 | 0.43 | 0.40 | 0.36 |
| Undercarriage | | LC | | | | | |
| Pad width | mm | 500 | 600 | 700 | 750 | 800 | 900 |
| Weight | kg | 24,500 | 24,750 | 25,000 | 25,100 | 25,400 | 25,700 |
| Ground pressure | kg/cm ² | 0.63 | 0.53 | 0.46 | 0.43 | 0.41 | 0.36 |
| Undercarriage | | WLC | | | | | |
| Pad width | mm | 500 | 600 | 700 | 750 | 800 | 900 |
| Weight | kg | 24,900 | 25,200 | 25,500 | 25,600 | 25,750 | 26,050 |
| Ground pressure | kg/cm ² | 0.61 | 0.51 | 0.44 | 0.42 | 0.39 | 0.35 |

Buckets Machine stability per ISO 10567* (75% of tipping capacity)

| | Cutting width mm | Capacity ISO 7451 m ³ | Weight ³⁾ kg | Weight ⁴⁾ kg | NLC undercarriage (with track pads 500 mm) | | | | | | SLC undercarriage (with track pads 600 mm) | | | | | | LC undercarriage (with track pads 600 mm) | | | | | | WLC undercarriage (with track pads 600 mm) | | | | | |
|-------------------|---------------------|--|----------------------------|----------------------------|---|------|------|-----------------------|------|------|---|------|------|-----------------------|------|------|--|------|------|-----------------------|------|------|---|------|---|-----------------------|--|--|
| | | | | | Stick length (m) | | | | | | Stick length (m) | | | | | | Stick length (m) | | | | | | Stick length (m) | | | | | |
| | | | | | without quick coupler | | | with quick coupler | | | without quick coupler | | | with quick coupler | | | without quick coupler | | | with quick coupler | | | without quick coupler | | | with quick coupler | | |
| STD ¹⁾ | 2.50 | 2.90 | 3.50 | 2.50 | 2.90 | 3.50 | 2.50 | 2.90 | 3.50 | 2.50 | 2.90 | 3.50 | 2.50 | 2.90 | 3.50 | 2.50 | 2.90 | 3.50 | 2.50 | 2.90 | 3.50 | 2.50 | 2.90 | 3.50 | | | | |
| | 650 | 0.55 | 580 | 590 | ▲ | ▲ | ▲ | ▲ | ▲ | ▲ | ▲ | ▲ | ▲ | ▲ | ▲ | ▲ | ▲ | ▲ | ▲ | ▲ | ▲ | ▲ | ▲ | ▲ | ▲ | | | |
| | 850 | 0.75 | 620 | 630 | ▲ | ▲ | ▲ | ▲ | ▲ | ▲ | ▲ | ▲ | ▲ | ▲ | ▲ | ▲ | ▲ | ▲ | ▲ | ▲ | ▲ | ▲ | ▲ | ▲ | ▲ | | | |
| | 1,050 | 0.95 | 700 | 710 | ▲ | ▲ | ▲ | ▲ | ▲ | ▲ | ▲ | ▲ | ▲ | ▲ | ▲ | ▲ | ▲ | ▲ | ▲ | ▲ | ▲ | ▲ | ▲ | ▲ | ▲ | | | |
| | 1,250 | 1.15 | 810 | 830 | ■ | ■ | ▲ | ▲ | ■ | ▲ | ▲ | ▲ | ▲ | ▲ | ▲ | ▲ | ▲ | ▲ | ▲ | ▲ | ▲ | ▲ | ▲ | ▲ | ▲ | | | |
| | 1,250 | 1.25 | 890 | 910 | ■ | ▲ | ▲ | ▲ | ■ | ▲ | ▲ | ▲ | ■ | ▲ | ▲ | ▲ | ▲ | ▲ | ▲ | ▲ | ▲ | ▲ | ▲ | ▲ | ▲ | | | |
| | 1,400 | 1.35 | 850 | 880 | ■ | ▲ | ▲ | ▲ | ■ | ▲ | ▲ | ▲ | ▲ | ▲ | ▲ | ▲ | ▲ | ▲ | ▲ | ▲ | ▲ | ▲ | ▲ | ▲ | ▲ | | | |
| | 1,400 | 1.50 | 950 | 980 | ▲ | ▲ | ▲ | ▲ | ▲ | ▲ | ▲ | ▲ | ▲ | ▲ | ▲ | ▲ | ▲ | ▲ | ▲ | ▲ | ▲ | ▲ | ▲ | ▲ | ▲ | | | |
| | 1,500 | 1.65 | 1,020 | 1,030 | — | — | — | — | — | — | — | — | ▲ | ▲ | — | ▲ | ▲ | — | ■ | ■ | ▲ | ▲ | ▲ | ▲ | ▲ | | | |
| | 650 | 0.55 | 640 | 650 | ▲ | ▲ | ▲ | ▲ | ▲ | ▲ | ▲ | ▲ | ▲ | ▲ | ▲ | ▲ | ▲ | ▲ | ▲ | ▲ | ▲ | ▲ | ▲ | ▲ | ▲ | | | |
| | 850 | 0.75 | 695 | 705 | ▲ | ▲ | ▲ | ▲ | ▲ | ▲ | ▲ | ▲ | ▲ | ▲ | ▲ | ▲ | ▲ | ▲ | ▲ | ▲ | ▲ | ▲ | ▲ | ▲ | ▲ | | | |
| | 1,050 | 0.95 | 790 | 800 | ▲ | ▲ | ▲ | ▲ | ▲ | ▲ | ▲ | ▲ | ▲ | ▲ | ▲ | ▲ | ▲ | ▲ | ▲ | ▲ | ▲ | ▲ | ▲ | ▲ | ▲ | | | |
| | 1,250 | 1.15 | 910 | 940 | ▲ | ■ | ▲ | ▲ | ▲ | ■ | ▲ | ▲ | ▲ | ▲ | ▲ | ▲ | ▲ | ▲ | ▲ | ▲ | ▲ | ▲ | ▲ | ▲ | ▲ | | | |
| | 1,250 | 1.25 | 1,010 | 1,030 | ■ | ▲ | ▲ | ▲ | ■ | ▲ | ▲ | ▲ | ▲ | ▲ | ▲ | ▲ | ▲ | ▲ | ▲ | ▲ | ▲ | ▲ | ▲ | ▲ | ▲ | | | |
| | 1,400 | 1.35 | 970 | 990 | ▲ | ▲ | ▲ | ▲ | ▲ | ▲ | ▲ | ▲ | ▲ | ▲ | ▲ | ▲ | ▲ | ▲ | ▲ | ▲ | ▲ | ▲ | ▲ | ▲ | ▲ | | | |
| | 1,400 | 1.50 | 1,090 | 1,120 | ▲ | ▲ | ▲ | ▲ | ▲ | ▲ | ▲ | ▲ | ▲ | ▲ | ▲ | ▲ | ▲ | ▲ | ▲ | ▲ | ▲ | ▲ | ▲ | ▲ | ▲ | | | |
| | 1,500 | 1.65 | 1,160 | 1,160 | — | — | — | — | — | — | — | — | ▲ | ▲ | — | ▲ | ▲ | — | ■ | ■ | ▲ | ▲ | ▲ | ▲ | ▲ | | | |

* Indicated loads are based on ISO 10567, at maximum reach, and may be swung 360° on firm and even ground

¹⁾ Standard bucket with teeth Z 40

²⁾ HD bucket with teeth Z 40

³⁾ Bucket for direct mounting

⁴⁾ Bucket for mounting to quick coupler SWA 48 (250 kg)

Other buckets available upon request

Max. material weight ▲ = ≤ 2.0t/m³, ■ = ≤ 1.8t/m³, ▲ = ≤ 1.65t/m³, ■ = ≤ 1.5t/m³, ▲ = ≤ 1.2t/m³, — = not authorised

Lift capacities

with mono boom 5.70 m, counterweight 5.0 t and track pads 500 mm / 600 mm

Stick 2.50 m

| Under-carriage m | 3.0m | | 4.5m | | 6.0m | | 7.5m | | 9.0m | | m | |
|---------------------|-------|-------|------|-------|------|------|------|-----|------|------|------|-----|
| | | | | | | | | | | | | |
| 7.5 | | | | | | | | | | 5.1 | 6.0* | 5.8 |
| 6.0 | | | | | | | | | | 3.7 | 5.6* | 7.0 |
| 4.5 | | | 7.0 | 7.8* | 4.6 | 6.7* | 3.2 | 5.6 | | 3.1 | 5.4 | 7.7 |
| 3.0 | | | 6.4 | 10.0* | 4.3 | 7.6* | 3.1 | 5.5 | | 2.8 | 5.0 | 8.0 |
| 1.5 | | | 6.0 | 11.7* | 4.1 | 7.5 | 3.0 | 5.4 | | 2.7 | 4.8 | 8.1 |
| 0 | | | 5.8 | 11.5 | 3.9 | 7.3 | 3.0 | 5.3 | | 2.8 | 5.0 | 7.9 |
| -1.5 | 10.7 | 12.0* | 5.7 | 11.5 | 3.9 | 7.3 | | | | 3.0 | 5.5 | 7.3 |
| -3.0 | 10.9 | 15.4* | 5.8 | 11.1* | 4.0 | 7.4 | | | | 3.7 | 6.8 | 6.4 |
| -4.5 | | | 6.2 | 8.2* | | | | | | 5.6 | 7.5* | 4.8 |
| 7.5 | | | | | | | | | | 5.7 | 6.0* | 5.8 |
| 6.0 | | | | | 5.3 | 6.1* | | | | 4.2 | 5.6* | 7.0 |
| 4.5 | | | 7.8* | 7.8* | 5.1 | 6.7* | 3.6 | 5.7 | | 3.5 | 5.5 | 7.7 |
| 3.0 | | | 7.3 | 10.0* | 4.9 | 7.6* | 3.5 | 5.6 | | 3.2 | 5.0 | 8.0 |
| 1.5 | | | 6.8 | 11.7* | 4.6 | 7.6 | 3.4 | 5.4 | | 3.1 | 4.9 | 8.1 |
| 0 | | | 6.6 | 11.6 | 4.5 | 7.4 | 3.3 | 5.4 | | 3.1 | 5.0 | 7.9 |
| -1.5 | 12.0* | 12.0* | 6.6 | 11.6 | 4.4 | 7.3 | | | | 3.4 | 5.5 | 7.3 |
| -3.0 | 12.8 | 15.4* | 6.7 | 11.1* | 4.5 | 7.4 | | | | 4.2 | 6.8 | 6.4 |
| -4.5 | | | 7.0 | 8.2* | | | | | | 6.4 | 7.5* | 4.8 |
| 7.5 | | | | | | | | | | 6.0* | 6.0* | 5.8 |
| 6.0 | | | | | 5.7 | 6.1* | | | | 4.4 | 5.6* | 7.0 |
| 4.5 | | | 7.8* | 7.8* | 5.5 | 6.7* | 3.9 | 5.7 | | 3.7 | 5.5* | 7.7 |
| 3.0 | | | 7.9 | 10.0* | 5.2 | 7.6* | 3.8 | 5.6 | | 3.4 | 5.0 | 8.0 |
| 1.5 | | | 7.4 | 11.7* | 5.0 | 7.6 | 3.7 | 5.5 | | 3.3 | 4.9 | 8.1 |
| 0 | | | 7.1 | 11.7 | 4.8 | 7.4 | 3.6 | 5.4 | | 3.4 | 5.0 | 7.9 |
| -1.5 | 12.0* | 12.0* | 7.1 | 11.6 | 4.8 | 7.4 | | | | 3.7 | 5.6 | 7.3 |
| -3.0 | 14.1 | 15.4* | 7.2 | 11.1* | 4.9 | 7.5 | | | | 4.5 | 6.8 | 6.4 |
| -4.5 | | | 7.6 | 8.2* | | | | | | 6.9 | 7.5* | 4.8 |
| 7.5 | | | | | | | | | | 6.0* | 6.0* | 5.8 |
| 6.0 | | | | | 6.1* | 6.1* | | | | 4.9 | 5.6* | 7.0 |
| 4.5 | | | 7.8* | 7.8* | 6.0 | 6.7* | 4.3 | 6.2 | | 4.1 | 5.5* | 7.7 |
| 3.0 | | | 8.7 | 10.0* | 5.8 | 7.6* | 4.2 | 6.1 | | 3.8 | 5.5 | 8.0 |
| 1.5 | | | 8.2 | 11.7* | 5.5 | 8.3 | 4.0 | 5.9 | | 3.6 | 5.3 | 8.1 |
| 0 | | | 8.0 | 12.4* | 5.3 | 8.1 | 4.0 | 5.9 | | 3.7 | 5.5 | 7.9 |
| -1.5 | 12.0* | 12.0* | 8.0 | 12.2* | 5.3 | 8.1 | | | | 4.1 | 6.1 | 7.3 |
| -3.0 | 15.4* | 15.4* | 8.1 | 11.1* | 5.4 | 8.2 | | | | 5.0 | 7.5 | 6.4 |
| -4.5 | | | 8.2* | 8.2* | | | | | | 7.5* | 7.5* | 4.8 |

Stick 2.90 m

| Under-carriage m | 3.0m | | 4.5m | | 6.0m | | 7.5m | | 9.0m | | m | | |
|---------------------|-------|-------|------|-------|------|-------|------|------|------|------|------|-----|-----|
| | | | | | | | | | | | | | |
| 7.5 | | | | | 4.8 | 5.6* | | | | 4.5 | 5.0* | 6.3 | |
| 6.0 | | | | | 4.8 | 5.6* | | | | 3.4 | 4.7* | 7.4 | |
| 4.5 | | | 7.1* | 7.1* | 4.6 | 6.2* | 3.3 | 5.7 | | 2.9 | 4.6* | 8.1 | |
| 3.0 | | | 6.5 | 9.3* | 4.3 | 7.2* | 3.1 | 5.5 | | 2.6 | 4.6 | 8.4 | |
| 1.5 | | | 6.0 | 11.2* | 4.1 | 7.5 | 3.0 | 5.4 | | 2.5 | 4.5 | 8.5 | |
| 0 | | | 6.1* | 6.1* | 5.7 | 11.5 | 3.9 | 7.3 | 2.9 | 5.2 | 2.6 | 4.6 | 8.2 |
| -1.5 | 10.4 | 11.3* | 5.6 | 11.4 | 3.8 | 7.2 | 2.9 | 5.2 | | 2.8 | 5.0 | 7.7 | |
| -3.0 | 10.6 | 16.3* | 5.7 | 11.5* | 3.9 | 7.2 | | | | 3.3 | 6.0 | 6.8 | |
| -4.5 | 11.0 | 12.9* | 6.0 | 9.2* | | | | | | 4.7 | 7.3* | 5.4 | |
| 7.5 | | | | | 5.4 | 5.6* | | | | 5.0 | 5.0* | 6.3 | |
| 6.0 | | | | | 5.4 | 5.6* | | | | 3.8 | 4.7* | 7.4 | |
| 4.5 | | | 7.1* | 7.1* | 5.2 | 6.2* | 3.6 | 5.7 | | 3.2 | 4.6* | 8.1 | |
| 3.0 | | | 7.4 | 9.3* | 4.9 | 7.2* | 3.5 | 5.6 | | 3.0 | 4.7 | 8.4 | |
| 1.5 | | | 6.8 | 11.2* | 4.6 | 7.6 | 3.4 | 5.4 | | 2.8 | 4.5 | 8.5 | |
| 0 | | | 6.1* | 6.1* | 6.5 | 11.6 | 4.4 | 7.3 | 3.3 | 5.3 | 2.9 | 4.7 | 8.2 |
| -1.5 | 11.3* | 11.3* | 6.5 | 11.5 | 4.4 | 7.3 | 3.3 | 5.3 | | 3.1 | 5.1 | 7.7 | |
| -3.0 | 12.5 | 16.3* | 6.6 | 11.5* | 4.4 | 7.3 | | | | 3.7 | 6.1 | 6.8 | |
| -4.5 | 12.9* | 12.9* | 6.8 | 9.2* | | | | | | 5.3 | 7.3* | 5.4 | |
| 7.5 | | | | | 5.6* | 5.6* | | | | 5.0* | 5.0* | 6.3 | |
| 6.0 | | | | | 5.6* | 5.6* | | | | 4.1 | 4.7* | 7.4 | |
| 4.5 | | | 7.1* | 7.1* | 5.5 | 6.2* | 3.9 | 5.7 | | 3.5 | 4.6* | 8.1 | |
| 3.0 | | | 7.9 | 9.3* | 5.2 | 7.2* | 3.8 | 5.6 | | 3.2 | 4.7 | 8.4 | |
| 1.5 | | | 7.4 | 11.2* | 5.0 | 7.6 | 3.6 | 5.4 | | 3.1 | 4.6 | 8.5 | |
| 0 | | | 7.1 | 11.6 | 4.8 | 7.4 | 3.5 | 5.3 | | 3.1 | 4.7 | 8.2 | |
| -1.5 | 11.3* | 11.3* | 7.0 | 11.5 | 4.7 | 7.3 | 3.5 | 5.3 | | 3.4 | 5.1 | 7.7 | |
| -3.0 | 13.8 | 16.3* | 7.1 | 11.5* | 4.7 | 7.3 | | | | 4.0 | 6.1 | 6.8 | |
| -4.5 | 12.9* | 12.9* | 7.4 | 9.2* | | | | | | 5.7 | 7.3* | 5.4 | |
| 7.5 | | | | | 5.6* | 5.6* | | | | 5.0* | 5.0* | 6.3 | |
| 6.0 | | | | | 5.6* | 5.6* | | | | 4.5 | 4.7* | 7.4 | |
| 4.5 | | | 7.1* | 7.1* | 6.1 | 6.2* | 4.3 | 5.8* | | 3.8 | 4.6* | 8.1 | |
| 3.0 | | | 8.8 | 9.3* | 5.8 | 7.2* | 4.2 | 6.1 | | 3.5 | 4.8* | 8.4 | |
| 1.5 | | | 8.3 | 11.2* | 5.5 | 8.2* | 4.0 | 5.9 | | 3.4 | 4.9 | 8.5 | |
| 0 | | | 6.1* | 6.1* | 8.0 | 12.2* | 5.3 | 8.1 | 3.9 | 5.8 | 3.4 | 5.1 | 8.2 |
| -1.5 | 11.3* | 11.3* | 7.9 | 12.3* | 5.2 | 8.0 | 3.9 | 5.8 | | 3.7 | 5.5 | 7.7 | |
| -3.0 | 15.9 | 16.3* | 8.0 | 11.5* | 5.3 | 8.0 | | | | 4.4 | 6.6 | 6.8 | |
| -4.5 | 12.9* | 12.9* | 8.2 | 9.2* | | | | | | 6.3 | 7.3* | 5.4 | |

Height Can be slewed through 360° In longitudinal position of undercarriage Max. reach * Limited by hydr. capacity











The load values are quoted in tons (t) at stick end (without bucket), and may be swung 360° on firm and even ground. Adjacent values are valid for the undercarriage when in the longitudinal position. Capacities are valid for 600 mm wide track pads. Indicated loads are based on ISO 10567 standard and do not exceed 75% of tipping or 87% of hydraulic capacity (indicated via *). Without bucket cylinder, link and lever the lift capacities will increase by 325 kg. Lifting capacity of the excavator is limited by machine stability and hydraulic capacity.

According to European Standard, EN 474-5: In the European Union excavators have to be equipped with an overload warning device, a load diagram and automatic safety check valves on hoist cylinders and stick cylinder(s), when they are used for lifting operations which require the use of lifting accessories.

Determine maximum load lift from load lift chart displayed in the operator's cab or from load lift chart detailed in the operator's manual supplied with the machine.

¹⁾ Values are calculated with 500 mm wide track pads for the NLC-Undercarriage

Stick 3.50 m

| Under-carriage | 3.0m | | 4.5m | | 6.0m | | 7.5m | | 9.0m | | m | |
|-------------------|---|---|---|---|---|---|---|---|---|---|------|------------|
| |  |  |  |  |  |  |  |  |  |  | | |
| 7.5 | | | | | | | | | | 3.9* | 3.9* | 6.9 |
| 6.0 | | | | | | | | | | 3.0 | 3.7* | 7.9 |
| 4.5 | | | | | | | | | | 2.6 | 3.7* | 8.5 |
| NLC ¹⁾ | | | | | | | | | | | | |
| 3.0 | 12.2 | 12.8* | 6.7 | 8.2* | 4.4 | 6.6* | 3.1 | 5.5 | | 2.4 | 3.8* | 8.9 |
| 1.5 | 6.7* | 6.7* | 6.0 | 10.4* | 4.1 | 7.5 | 3.0 | 5.3 | | 2.3 | 4.1* | 8.9 |
| 0 | 7.8* | 7.8* | 5.7 | 11.4 | 3.8 | 7.2 | 2.8 | 5.2 | | 2.3 | 4.2 | 8.7 |
| -1.5 | 10.2 | 11.2* | 5.5 | 11.3 | 3.7 | 7.1 | 2.8 | 5.1 | | 2.5 | 4.5 | 8.2 |
| -3.0 | 10.3 | 16.2* | 5.5 | 11.3 | 3.7 | 7.1 | | | | 2.8 | 5.2 | 7.4 |
| -4.5 | 10.7 | 14.7* | 5.7 | 10.3* | 3.9 | 7.3 | | | | 3.8 | 7.1 | 6.1 |
| 7.5 | | | | | | | | | | 3.9* | 3.9* | 6.9 |
| 6.0 | | | | | | | | | | 3.4 | 3.7* | 7.9 |
| 4.5 | | | | | | | | | | 2.9 | 3.7* | 8.5 |
| SLC | | | | | | | | | | | | |
| 3.0 | 12.8* | 12.8* | 7.6 | 8.2* | 4.9 | 6.6* | 3.5 | 5.6 | | 2.7 | 3.8* | 8.9 |
| 1.5 | 6.7* | 6.7* | 6.9 | 10.4* | 4.6 | 7.6 | 3.4 | 5.4 | | 2.6 | 4.1* | 8.9 |
| 0 | 7.8* | 7.8* | 6.5 | 11.6 | 4.4 | 7.3 | 3.2 | 5.3 | | 2.6 | 4.2 | 8.7 |
| -1.5 | 11.2* | 11.2* | 6.4 | 11.4 | 4.3 | 7.2 | 3.2 | 5.2 | | 2.8 | 4.6 | 8.2 |
| -3.0 | 12.2 | 16.2* | 6.4 | 11.4 | 4.3 | 7.2 | | | | 3.2 | 5.3 | 7.4 |
| -4.5 | 12.6 | 14.7* | 6.6 | 10.3* | 4.4 | 7.3 | | | | 4.3 | 7.1 | 6.1 |
| 7.5 | | | | | | | | | | 3.9* | 3.9* | 6.9 |
| 6.0 | | | | | | | | | | 3.6 | 3.7* | 7.9 |
| 4.5 | | | | | | | | | | 3.1 | 3.7* | 8.5 |
| LC | | | | | | | | | | | | |
| 3.0 | 12.8* | 12.8* | 8.1 | 8.2* | 5.3 | 6.6* | 3.8 | 5.6 | | 2.9 | 3.8* | 8.9 |
| 1.5 | 6.7* | 6.7* | 7.5 | 10.4* | 5.0 | 7.6 | 3.6 | 5.4 | | 2.8 | 4.1* | 8.9 |
| 0 | 7.8* | 7.8* | 7.1 | 11.6 | 4.7 | 7.3 | 3.5 | 5.3 | | 2.8 | 4.2 | 8.7 |
| -1.5 | 11.2* | 11.2* | 6.9 | 11.4 | 4.6 | 7.2 | 3.4 | 5.2 | | 3.0 | 4.6 | 8.2 |
| -3.0 | 13.5 | 16.2* | 6.9 | 11.4 | 4.6 | 7.2 | | | | 3.5 | 5.3 | 7.4 |
| -4.5 | 13.8 | 14.7* | 7.1 | 10.3* | 4.8 | 7.4 | | | | 4.6 | 7.2* | 6.1 |
| 7.5 | | | | | | | | | | 3.9* | 3.9* | 6.9 |
| 6.0 | | | | | | | | | | 3.7* | 3.7* | 7.9 |
| 4.5 | | | | | | | | | | 3.5 | 3.7* | 8.5 |
| WLC | | | | | | | | | | | | |
| 3.0 | 12.8* | 12.8* | 8.2* | 8.2* | 5.8 | 6.6* | 4.2 | 5.8* | | 3.2 | 3.8* | 8.9 |
| 1.5 | 6.7* | 6.7* | 8.3 | 10.4* | 5.5 | 7.7* | 4.0 | 5.9 | | 3.1 | 4.1* | 8.9 |
| 0 | 7.8* | 7.8* | 7.9 | 11.8* | 5.3 | 8.0 | 3.9 | 5.7 | | 3.1 | 4.6* | 8.7 |
| -1.5 | 11.2* | 11.2* | 7.8 | 12.2* | 5.1 | 7.9 | 3.8 | 5.7 | | 3.3 | 5.0 | 8.2 |
| -3.0 | 15.5 | 16.2* | 7.8 | 11.8* | 5.1 | 7.9 | | | | 3.9 | 5.8 | 7.4 |
| -4.5 | 14.7* | 14.7* | 8.0 | 10.3* | 5.3 | 7.4* | | | | 5.2 | 7.2* | 6.1 |

 Height  Can be slewed through 360°  In longitudinal position of undercarriage  Max. reach * Limited by hydr. capacity

The load values are quoted in tons (t) at stick end (without bucket), and may be swung 360° on firm and even ground. Adjacent values are valid for the undercarriage when in the longitudinal position. Capacities are valid for 600 mm wide track pads. Indicated loads are based on ISO 10567 standard and do not exceed 75% of tipping or 87% of hydraulic capacity (indicated via *). Without bucket cylinder, link and lever the lift capacities will increase by 325 kg. Lifting capacity of the excavator is limited by machine stability and hydraulic capacity.

According to European Standard, EN 474-5: In the European Union excavators have to be equipped with an overload warning device, a load diagram and automatic safety check valves on hoist cylinders and stick cylinder(s), when they are used for lifting operations which require the use of lifting accessories.

Determine maximum load lift from load lift chart displayed in the operator's cab or from load lift chart detailed in the operator's manual supplied with the machine.

¹⁾ Values are calculated with 500 mm wide track pads for the NLC-Undercarriage

Lift capacities

with mono boom straight 5.90 m, counterweight 5.0 t and track pads 500 mm / 600 mm

Stick 2.50 m

| Under-carriage m | 3.0m | | 4.5m | | 6.0m | | 7.5m | | 9.0m | | m | |
|---------------------|------|------|------|--|------|--|------|--|------|--|-----------|-----|
| | | | | | | | | | | | | |
| 9.0 | | | | | | | | | | | 7.5* 7.5* | 4.4 |
| 7.5 | | | | | | | | | | | 4.4 6.1* | 6.2 |
| 6.0 | | | | | | | | | | | 3.4 5.6* | 7.3 |
| 4.5 | | | | | | | | | | | 2.9 5.0 | 8.0 |
| 3.0 | | | | | | | | | | | 2.6 4.6 | 8.3 |
| 1.5 | | | | | | | | | | | 2.5 4.5 | 8.4 |
| 0 | | | | | | | | | | | 2.6 4.7 | 8.2 |
| -1.5 | 9.0* | 9.0* | | | | | | | | | 2.9 5.1 | 7.7 |
| -3.0 | | | | | | | | | | | 3.4 5.5* | 6.8 |
| -4.5 | | | | | | | | | | | | |
| 9.0 | | | | | | | | | | | 7.5* 7.5* | 4.4 |
| 7.5 | | | | | | | | | | | 4.9 6.1* | 6.2 |
| 6.0 | | | | | | | | | | | 3.8 5.6* | 7.3 |
| 4.5 | | | | | | | | | | | 3.2 5.1 | 8.0 |
| 3.0 | | | | | | | | | | | 3.0 4.7 | 8.3 |
| 1.5 | | | | | | | | | | | 2.9 4.6 | 8.4 |
| 0 | | | | | | | | | | | 3.0 4.7 | 8.2 |
| -1.5 | 9.0* | 9.0* | | | | | | | | | 3.2 5.2 | 7.7 |
| -3.0 | | | | | | | | | | | 3.9 5.5* | 6.8 |
| -4.5 | | | | | | | | | | | | |
| 9.0 | | | | | | | | | | | 7.5* 7.5* | 4.4 |
| 7.5 | | | | | | | | | | | 5.3 6.1* | 6.2 |
| 6.0 | | | | | | | | | | | 4.0 5.6* | 7.3 |
| 4.5 | | | | | | | | | | | 3.4 5.1 | 8.0 |
| 3.0 | | | | | | | | | | | 3.2 4.7 | 8.3 |
| 1.5 | | | | | | | | | | | 3.1 4.6 | 8.4 |
| 0 | | | | | | | | | | | 3.2 4.7 | 8.2 |
| -1.5 | 9.0* | 9.0* | | | | | | | | | 3.5 5.2 | 7.7 |
| -3.0 | | | | | | | | | | | 4.2 5.5* | 6.8 |
| -4.5 | | | | | | | | | | | | |
| 9.0 | | | | | | | | | | | 7.5* 7.5* | 4.4 |
| 7.5 | | | | | | | | | | | 5.3 6.1* | 6.2 |
| 6.0 | | | | | | | | | | | 4.0 5.6* | 7.3 |
| 4.5 | | | | | | | | | | | 3.4 5.1 | 8.0 |
| 3.0 | | | | | | | | | | | 3.2 4.7 | 8.3 |
| 1.5 | | | | | | | | | | | 3.1 4.6 | 8.4 |
| 0 | | | | | | | | | | | 3.2 4.7 | 8.2 |
| -1.5 | 9.0* | 9.0* | | | | | | | | | 3.5 5.2 | 7.7 |
| -3.0 | | | | | | | | | | | 4.2 5.5* | 6.8 |
| -4.5 | | | | | | | | | | | | |
| 9.0 | | | | | | | | | | | 7.5* 7.5* | 4.4 |
| 7.5 | | | | | | | | | | | 5.8 6.1* | 6.2 |
| 6.0 | | | | | | | | | | | 4.4 5.6* | 7.3 |
| 4.5 | | | | | | | | | | | 3.8 5.5* | 8.0 |
| 3.0 | | | | | | | | | | | 3.5 5.1 | 8.3 |
| 1.5 | | | | | | | | | | | 3.4 5.0 | 8.4 |
| 0 | | | | | | | | | | | 3.5 5.1 | 8.2 |
| -1.5 | 9.0* | 9.0* | | | | | | | | | 3.8 5.7 | 7.7 |
| -3.0 | | | | | | | | | | | 4.6 5.5* | 6.8 |
| -4.5 | | | | | | | | | | | | |

Stick 2.90 m

| Under-carriage m | 3.0m | | 4.5m | | 6.0m | | 7.5m | | 9.0m | | m | |
|---------------------|-------|-------|------|--|------|--|------|--|------|--|-----------|-----|
| | | | | | | | | | | | | |
| 9.0 | | | | | | | | | | | 6.1* 6.1* | 5.1 |
| 7.5 | | | | | | | | | | | 4.4 5.1* | 6.7 |
| 6.0 | | | | | | | | | | | 3.1 4.8* | 7.8 |
| 4.5 | | | | | | | | | | | 2.6 4.6 | 8.4 |
| 3.0 | | | | | | | | | | | 2.4 4.3 | 8.7 |
| 1.5 | | | | | | | | | | | 2.3 4.2 | 8.8 |
| 0 | | | | | | | | | | | 2.4 4.3 | 8.6 |
| -1.5 | 8.7* | 8.7* | | | | | | | | | 2.6 4.7 | 8.1 |
| -3.0 | 10.7 | 12.3* | | | | | | | | | 3.1 5.3* | 7.3 |
| -4.5 | | | | | | | | | | | | |
| 9.0 | | | | | | | | | | | 6.1* 6.1* | 5.1 |
| 7.5 | | | | | | | | | | | 4.4 5.1* | 6.7 |
| 6.0 | | | | | | | | | | | 3.4 4.8* | 7.8 |
| 4.5 | | | | | | | | | | | 3.0 4.6* | 8.4 |
| 3.0 | | | | | | | | | | | 2.7 4.3 | 8.7 |
| 1.5 | | | | | | | | | | | 2.7 4.2 | 8.8 |
| 0 | | | | | | | | | | | 2.7 4.4 | 8.6 |
| -1.5 | 8.7* | 8.7* | | | | | | | | | 2.9 4.7 | 8.1 |
| -3.0 | 12.3* | 12.3* | | | | | | | | | 3.5 5.3* | 7.3 |
| -4.5 | | | | | | | | | | | | |
| 9.0 | | | | | | | | | | | 6.1* 6.1* | 5.1 |
| 7.5 | | | | | | | | | | | 4.6 5.1* | 6.7 |
| 6.0 | | | | | | | | | | | 3.7 4.8* | 7.8 |
| 4.5 | | | | | | | | | | | 3.2 4.6* | 8.4 |
| 3.0 | | | | | | | | | | | 2.9 4.4 | 8.7 |
| 1.5 | | | | | | | | | | | 2.9 4.3 | 8.8 |
| 0 | | | | | | | | | | | 2.9 4.4 | 8.6 |
| -1.5 | 8.7* | 8.7* | | | | | | | | | 3.2 4.8 | 8.1 |
| -3.0 | 12.3* | 12.3* | | | | | | | | | 3.7 5.3* | 7.3 |
| -4.5 | | | | | | | | | | | | |
| 9.0 | | | | | | | | | | | 6.1* 6.1* | 5.1 |
| 7.5 | | | | | | | | | | | 5.1 5.1* | 6.7 |
| 6.0 | | | | | | | | | | | 4.0 4.8* | 7.8 |
| 4.5 | | | | | | | | | | | 3.5 4.6* | 8.4 |
| 3.0 | | | | | | | | | | | 3.2 4.7* | 8.7 |
| 1.5 | | | | | | | | | | | 3.2 4.6 | 8.8 |
| 0 | | | | | | | | | | | 3.2 4.8 | 8.6 |
| -1.5 | 8.7* | 8.7* | | | | | | | | | 3.5 5.2 | 8.1 |
| -3.0 | 12.3* | 12.3* | | | | | | | | | 4.1 5.3* | 7.3 |
| -4.5 | | | | | | | | | | | | |

Height Can be slewed through 360° In longitudinal position of undercarriage Max. reach * Limited by hydr. capacity

The load values are quoted in tons (t) at stick end (without bucket), and may be swung 360° on firm and even ground. Adjacent values are valid for the undercarriage when in the longitudinal position. Capacities are valid for 600mm wide track pads. Indicated loads are based on ISO 10567 standard and do not exceed 75% of tipping or 87% of hydraulic capacity (indicated via *). Without bucket cylinder, link and lever the lift capacities will increase by 325 kg. Lifting capacity of the excavator is limited by machine stability and hydraulic capacity. According to European Standard, EN 474-5: In the European Union excavators have to be equipped with an overload warning device, a load diagram and automatic safety check valves on hoist cylinders and stick cylinder(s), when they are used for lifting operations which require the use of lifting accessories.

Determine maximum load lift from load lift chart displayed in the operator's cab or from load lift chart detailed in the operator's manual supplied with the machine.

¹⁾ Values are calculated with 500 mm wide track pads for the NLC-Undercarriage

Stick 3.50 m

| Under-carriage m | 3.0m | | 4.5m | | 6.0m | | 7.5m | | 9.0m | | m | | |
|---------------------|-------|-------|------|-------|------|------|------|------|------|-----|------|------|-----|
| | | | | | | | | | | | | | |
| 9.0 | | | | | 4.9 | 5.7* | | | | | 4.5* | 4.5* | 5.9 |
| 7.5 | | | | | | | | | | | 3.4 | 3.9* | 7.4 |
| 6.0 | | | | | 4.8 | 6.0* | 3.3 | 5.5* | | | 2.7 | 3.7* | 8.3 |
| 4.5 | | | 7.1* | 7.1* | 4.6 | 6.9* | 3.2 | 5.6 | | | 2.4 | 3.7* | 8.9 |
| 3.0 | | | 6.5 | 10.1* | 4.3 | 7.7 | 3.1 | 5.4 | 2.3 | 4.1 | 2.2 | 3.7* | 9.2 |
| 1.5 | | | 5.9 | 11.6* | 4.0 | 7.4 | 2.9 | 5.3 | 2.2 | 4.0 | 2.1 | 3.8 | 9.3 |
| 0 | 5.4* | 5.4* | 5.5 | 11.3 | 3.8 | 7.1 | 2.8 | 5.1 | 2.2 | 4.0 | 2.1 | 3.9 | 9.1 |
| -1.5 | 8.9* | 8.9* | 5.4 | 11.2 | 3.7 | 7.0 | 2.7 | 5.1 | | | 2.3 | 4.2 | 8.6 |
| -3.0 | 10.3 | 13.8* | 5.5 | 10.5* | 3.7 | 7.0 | 2.8 | 5.1 | | | 2.6 | 4.8 | 7.9 |
| -4.5 | | | 5.7 | 7.9* | 3.8 | 5.8* | | | | | 3.4 | 4.7* | 6.7 |
| 9.0 | | | | | 5.5 | 5.7* | | | | | 4.5* | 4.5* | 5.9 |
| 7.5 | | | | | 5.4 | 6.0* | 3.7 | 5.5* | | | 3.8 | 3.9* | 7.4 |
| 6.0 | | | | | | | | | | | 3.1 | 3.7* | 8.3 |
| 4.5 | | | 7.1* | 7.1* | 5.1 | 6.9* | 3.6 | 5.7 | | | 2.7 | 3.7* | 8.9 |
| 3.0 | | | 7.3 | 10.1* | 4.8 | 7.7* | 3.4 | 5.5 | 2.6 | 4.1 | 2.5 | 3.7* | 9.2 |
| 1.5 | | | 6.7 | 11.6* | 4.5 | 7.5 | 3.3 | 5.3 | 2.5 | 4.1 | 2.4 | 3.9 | 9.3 |
| 0 | 5.4* | 5.4* | 6.4 | 11.4 | 4.3 | 7.2 | 3.2 | 5.2 | 2.5 | 4.0 | 2.4 | 3.9 | 9.1 |
| -1.5 | 8.9* | 8.9* | 6.3 | 11.3 | 4.2 | 7.1 | 3.1 | 5.1 | | | 2.6 | 4.2 | 8.6 |
| -3.0 | 12.2 | 13.8* | 6.3 | 10.5* | 4.2 | 7.1 | 3.2 | 5.2 | | | 3.0 | 4.9 | 7.9 |
| -4.5 | | | 6.5 | 7.9* | 4.4 | 5.8* | | | | | 3.9 | 4.7* | 6.7 |
| 9.0 | | | | | 5.7* | 5.7* | | | | | 4.5* | 4.5* | 5.9 |
| 7.5 | | | | | 5.7 | 6.0* | 3.9 | 5.5* | | | 3.9* | 3.9* | 7.4 |
| 6.0 | | | | | | | | | | | 3.3 | 3.7* | 8.3 |
| 4.5 | | | 7.1* | 7.1* | 5.5 | 6.9* | 3.8 | 5.7 | | | 2.9 | 3.7* | 8.9 |
| 3.0 | | | 7.9 | 10.1* | 5.2 | 7.7* | 3.7 | 5.5 | 2.8 | 4.1 | 2.7 | 3.7* | 9.2 |
| 1.5 | | | 7.3 | 11.6* | 4.8 | 7.5 | 3.5 | 5.3 | 2.7 | 4.1 | 2.6 | 3.9 | 9.3 |
| 0 | 5.4* | 5.4* | 6.9 | 11.4 | 4.6 | 7.2 | 3.4 | 5.2 | 2.7 | 4.0 | 2.6 | 4.0 | 9.1 |
| -1.5 | 8.9* | 8.9* | 6.8 | 11.3 | 4.5 | 7.1 | 3.4 | 5.2 | | | 2.8 | 4.3 | 8.6 |
| -3.0 | 13.4 | 13.8* | 6.9 | 10.5* | 4.6 | 7.1 | 3.4 | 5.2 | | | 3.2 | 4.9 | 7.9 |
| -4.5 | | | 7.1 | 7.9* | 4.7 | 5.8* | | | | | 4.2 | 4.7* | 6.7 |
| 9.0 | | | | | 6.0* | 6.0* | 4.3 | 5.5* | | | 4.5* | 4.5* | 5.9 |
| 7.5 | | | | | 6.0 | 6.9* | 4.2 | 6.1* | | | 3.9* | 3.9* | 7.4 |
| 6.0 | | | 7.1* | 7.1* | 6.0 | 6.9* | 4.2 | 6.1* | | | 3.6 | 3.7* | 8.3 |
| 4.5 | | | 8.8 | 10.1* | 5.7 | 7.7* | 4.1 | 6.0 | | | 3.2 | 3.7* | 8.9 |
| 3.0 | | | 8.1 | 11.6* | 5.4 | 8.2 | 3.9 | 5.8 | 3.1 | 4.5 | 2.9 | 3.7* | 9.2 |
| 1.5 | | | 8.1 | 11.6* | 5.4 | 8.2 | 3.9 | 5.8 | 3.0 | 4.4 | 2.9 | 3.9* | 9.3 |
| 0 | 5.4* | 5.4* | 7.8 | 12.2* | 5.2 | 7.9 | 3.8 | 5.7 | 3.0 | 4.4 | 2.9 | 4.3* | 9.1 |
| -1.5 | 8.9* | 8.9* | 7.7 | 11.8* | 5.1 | 7.8 | 3.7 | 5.6 | | | 3.1 | 4.6 | 8.6 |
| -3.0 | 13.8* | 13.8* | 7.7 | 10.5* | 5.1 | 7.8 | 3.8 | 5.7 | | | 3.6 | 5.3* | 7.9 |
| -4.5 | | | 7.9* | 7.9* | 5.3 | 5.8* | | | | | 4.6 | 4.7* | 6.7 |

Height Can be slewed through 360° In longitudinal position of undercarriage Max. reach * Limited by hydr. capacity

The load values are quoted in tons (t) at stick end (without bucket), and may be swung 360° on firm and even ground. Adjacent values are valid for the undercarriage when in the longitudinal position. Capacities are valid for 600 mm wide track pads. Indicated loads are based on ISO 10567 standard and do not exceed 75% of tipping or 87% of hydraulic capacity (indicated via *). Without bucket cylinder, link and lever the lift capacities will increase by 325 kg. Lifting capacity of the excavator is limited by machine stability and hydraulic capacity.

According to European Standard, EN 474-5: In the European Union excavators have to be equipped with an overload warning device, a load diagram and automatic safety check valves on hoist cylinders and stick cylinder(s), when they are used for lifting operations which require the use of lifting accessories.

Determine maximum load lift from load lift chart displayed in the operator's cab or from load lift chart detailed in the operator's manual supplied with the machine.

¹⁾ Values are calculated with 500 mm wide track pads for the NLC-Undercarriage

Lift capacities

with two-piece boom 5.90 m, counterweight 5.0 t and track pads 500 mm / 600 mm

Stick 2.50 m

| Under-carriage m | 3.0m | | 4.5m | | 6.0m | | 7.5m | | 9.0m | | m | |
|---------------------|-------|-------|------|-------|------|------|------|------|------|------|------|-----|
| | | | | | | | | | | | | |
| 9.0 | | | | | | | | | | 7.5* | 7.5* | 4.3 |
| 7.5 | | | | | | | | | | 4.5 | 6.1* | 6.2 |
| 6.0 | 7.8* | 7.8* | 7.7 | 8.9* | 4.9 | 8.0* | | | | 3.4 | 5.6* | 7.3 |
| 4.5 | 13.3 | 15.8* | 7.5* | 10.7* | 4.9 | 8.1 | 3.2 | 5.7 | | 2.8 | 5.1 | 8.0 |
| 3.0 | 12.9 | 15.8* | 7.1 | 12.0* | 4.7 | 7.9 | 3.1 | 5.6 | | 2.6 | 4.7 | 8.3 |
| 1.5 | 11.4 | 17.4* | 6.5 | 11.9 | 4.4 | 7.9 | 3.0 | 5.5 | | 2.5 | 4.5 | 8.4 |
| 0 | 10.8 | 18.8* | 6.1 | 12.0 | 4.1 | 7.6 | 2.9 | 5.3 | | 2.6 | 4.7 | 8.1 |
| -1.5 | 10.6 | 19.1* | 5.9 | 11.8 | 3.9 | 7.4 | 2.9 | 5.3 | | 2.8 | 5.1* | 7.6 |
| -3.0 | 10.8 | 17.5* | 5.9 | 11.6* | 3.9 | 7.1* | | | | 3.4 | 4.5* | 6.6 |
| -4.5 | | | | | | | | | | | | |
| 9.0 | | | | | | | | | | 7.5* | 7.5* | 4.3 |
| 7.5 | | | 8.4* | 8.4* | 5.3 | 6.9* | | | | 5.0 | 6.1* | 6.2 |
| 6.0 | 7.8* | 7.8* | 8.5 | 8.9* | 5.5 | 8.0* | | | | 3.8 | 5.6* | 7.3 |
| 4.5 | 15.0 | 15.8* | 8.2 | 10.7* | 5.5 | 8.1 | 3.6 | 5.7 | | 3.2 | 5.1 | 8.0 |
| 3.0 | 14.4 | 15.8* | 8.1 | 12.0* | 5.2 | 8.0 | 3.6 | 5.7 | | 2.9 | 4.7 | 8.3 |
| 1.5 | 13.4 | 17.4* | 7.4 | 12.0 | 4.9 | 8.0 | 3.4 | 5.5 | | 2.8 | 4.6 | 8.4 |
| 0 | 12.7 | 18.8* | 6.9 | 12.1 | 4.7 | 7.7 | 3.3 | 5.4 | | 2.9 | 4.7 | 8.1 |
| -1.5 | 12.6 | 19.1* | 6.7 | 11.9 | 4.5 | 7.5 | 3.3 | 5.3 | | 3.2 | 5.1* | 7.6 |
| -3.0 | 12.7 | 17.5* | 6.7 | 11.6* | 4.4 | 7.1* | | | | 3.9 | 4.5* | 6.6 |
| -4.5 | | | | | | | | | | | | |
| 9.0 | | | | | | | | | | 7.5* | 7.5* | 4.3 |
| 7.5 | | | 8.4* | 8.4* | 5.7 | 6.9* | | | | 5.4 | 6.1* | 6.2 |
| 6.0 | 7.8* | 7.8* | 8.9* | 8.9* | 5.8 | 8.0* | | | | 4.0 | 5.6* | 7.3 |
| 4.5 | 15.8* | 15.8* | 8.7 | 10.7* | 5.8 | 8.2 | 3.9 | 5.7 | | 3.4 | 5.1 | 8.0 |
| 3.0 | 15.4 | 15.8* | 8.5 | 12.0* | 5.6 | 8.0 | 3.8 | 5.7 | | 3.1 | 4.7 | 8.3 |
| 1.5 | 14.7 | 17.4* | 8.0 | 12.0 | 5.3 | 8.0 | 3.7 | 5.5 | | 3.1 | 4.6 | 8.4 |
| 0 | 14.0 | 18.8* | 7.5 | 12.1 | 5.0 | 7.7 | 3.5 | 5.4 | | 3.1 | 4.8 | 8.1 |
| -1.5 | 13.8 | 19.1* | 7.3 | 11.9 | 4.8 | 7.5 | 3.5 | 5.3 | | 3.4 | 5.1* | 7.6 |
| -3.0 | 14.0 | 17.5* | 7.3 | 11.6* | 4.8 | 7.1* | | | | 4.2 | 4.5* | 6.6 |
| -4.5 | | | | | | | | | | | | |
| 9.0 | | | | | | | | | | 7.5* | 7.5* | 4.3 |
| 7.5 | | | 8.4* | 8.4* | 6.2 | 6.9* | | | | 5.9 | 6.1* | 6.2 |
| 6.0 | 7.8* | 7.8* | 8.9* | 8.9* | 6.4 | 8.0* | | | | 4.5 | 5.6* | 7.3 |
| 4.5 | 15.8* | 15.8* | 9.5 | 10.7* | 6.3 | 8.4* | 4.3 | 6.2 | | 3.8 | 5.5* | 8.0 |
| 3.0 | 15.8* | 15.8* | 9.3 | 12.0* | 6.1 | 8.6 | 4.2 | 6.2 | | 3.5 | 5.1 | 8.3 |
| 1.5 | 16.9 | 17.4* | 8.9 | 12.3* | 5.8 | 8.5 | 4.1 | 6.0 | | 3.4 | 5.0 | 8.4 |
| 0 | 16.1 | 18.8* | 8.4 | 12.3* | 5.6 | 8.4 | 3.9 | 5.9 | | 3.5 | 5.2 | 8.1 |
| -1.5 | 16.0 | 19.1* | 8.2 | 12.5* | 5.4 | 8.2 | 3.9 | 5.7* | | 3.8 | 5.1* | 7.6 |
| -3.0 | 16.1 | 17.5* | 8.2 | 11.6* | 5.3 | 7.1* | | | | 4.5* | 4.5* | 6.6 |
| -4.5 | | | | | | | | | | | | |

Stick 2.90 m

| Under-carriage m | 3.0m | | 4.5m | | 6.0m | | 7.5m | | 9.0m | | m | |
|---------------------|-------|-------|------|-------|------|------|------|-----|------|------|------|-----|
| | | | | | | | | | | | | |
| 9.0 | | | | | | | | | | 6.0* | 6.0* | 5.0 |
| 7.5 | | | | | | | | | | 3.9 | 5.1* | 6.7 |
| 6.0 | | | | | | | | | | 3.1 | 4.7* | 7.7 |
| 4.5 | 13.4 | 14.5* | 7.5 | 10.1* | 5.0 | 8.1 | 3.3 | 5.7 | | 2.6 | 4.6* | 8.3 |
| 3.0 | 12.8 | 15.8* | 7.3 | 11.6* | 4.7 | 7.9 | 3.2 | 5.6 | | 2.4 | 4.3 | 8.7 |
| 1.5 | 11.7 | 16.9* | 6.6 | 11.9 | 4.4 | 7.8 | 3.1 | 5.5 | | 2.3 | 4.2 | 8.7 |
| 0 | 10.8 | 18.7* | 6.1 | 11.9 | 4.1 | 7.6 | 2.9 | 5.3 | | 2.3 | 4.3 | 8.5 |
| -1.5 | 10.5 | 19.2* | 5.8 | 11.7 | 3.9 | 7.4 | 2.8 | 5.2 | | 2.5 | 4.7 | 8.0 |
| -3.0 | 10.6 | 18.1* | 5.8 | 11.7 | 3.8 | 7.3 | | | | 3.0 | 4.0* | 7.2 |
| -4.5 | 11.0 | 13.6* | 5.9 | 7.7* | | | | | | 5.1 | 6.3* | 4.9 |
| 9.0 | | | | | | | | | | 6.0* | 6.0* | 5.0 |
| 7.5 | | | | | | | | | | 4.4 | 5.1* | 6.7 |
| 6.0 | | | | | | | | | | 3.4 | 4.7* | 7.7 |
| 4.5 | 14.5* | 14.5* | 8.2 | 10.1* | 5.5 | 8.1* | 3.7 | 5.8 | | 3.0 | 4.6* | 8.3 |
| 3.0 | 14.4 | 15.8* | 8.0 | 11.6* | 5.3 | 8.0 | 3.6 | 5.7 | | 2.7 | 4.4 | 8.7 |
| 1.5 | 13.7 | 16.9* | 7.5 | 11.9 | 4.9 | 7.9 | 3.5 | 5.6 | | 2.6 | 4.3 | 8.7 |
| 0 | 12.7 | 18.7* | 6.9 | 11.9 | 4.7 | 7.7 | 3.3 | 5.4 | | 2.7 | 4.4 | 8.5 |
| -1.5 | 12.4 | 19.2* | 6.7 | 11.9 | 4.5 | 7.5 | 3.2 | 5.3 | | 2.9 | 4.8 | 8.0 |
| -3.0 | 12.5 | 18.1* | 6.6 | 11.8 | 4.4 | 7.4 | | | | 3.4 | 4.0* | 7.2 |
| -4.5 | 12.9 | 13.6* | 6.7 | 7.7* | | | | | | 5.9 | 6.3* | 4.9 |
| 9.0 | | | | | | | | | | 6.0* | 6.0* | 5.0 |
| 7.5 | | | | | | | | | | 4.7 | 5.1* | 6.7 |
| 6.0 | | | | | | | | | | 3.7 | 4.7* | 7.7 |
| 4.5 | 14.5* | 14.5* | 8.7 | 10.1* | 5.8 | 8.1* | 3.9 | 5.8 | | 3.2 | 4.6* | 8.3 |
| 3.0 | 15.4 | 15.8* | 8.5 | 11.6* | 5.6 | 8.0 | 3.9 | 5.7 | | 2.9 | 4.4 | 8.7 |
| 1.5 | 15.0 | 16.9* | 8.1 | 12.0 | 5.3 | 7.9 | 3.7 | 5.6 | | 2.8 | 4.3 | 8.7 |
| 0 | 14.0 | 18.7* | 7.5 | 12.0 | 5.0 | 7.7 | 3.5 | 5.4 | | 2.9 | 4.4 | 8.5 |
| -1.5 | 13.7 | 19.2* | 7.2 | 11.9 | 4.8 | 7.5 | 3.4 | 5.3 | | 3.1 | 4.8 | 8.0 |
| -3.0 | 13.8 | 18.1* | 7.2 | 11.9 | 4.7 | 7.4 | | | | 3.7 | 4.0* | 7.2 |
| -4.5 | 13.6* | 13.6* | 7.3 | 7.7* | | | | | | 6.3* | 6.3* | 4.9 |
| 9.0 | | | | | | | | | | 6.0* | 6.0* | 5.0 |
| 7.5 | | | | | | | | | | 5.1* | 5.1* | 6.7 |
| 6.0 | | | | | | | | | | 4.1 | 4.7* | 7.7 |
| 4.5 | 14.5* | 14.5* | 9.5 | 10.1* | 6.3 | 8.1* | 4.3 | 6.3 | | 3.5 | 4.6* | 8.3 |
| 3.0 | 15.8* | 15.8* | 9.2 | 11.6* | 6.2 | 8.5 | 4.2 | 6.2 | | 3.2 | 4.7* | 8.7 |
| 1.5 | 16.9 | 16.9* | 9.0 | 12.2* | 5.8 | 8.4 | 4.1 | 6.0 | | 3.1 | 4.7 | 8.7 |
| 0 | 16.2 | 18.7* | 8.4 | 12.2* | 5.6 | 8.4 | 3.9 | 5.9 | | 3.2 | 4.8 | 8.5 |
| -1.5 | 15.9 | 19.2* | 8.1 | 12.3* | 5.4 | 8.2 | 3.8 | 5.8 | | 3.5 | 4.9* | 8.0 |
| -3.0 | 15.9 | 18.1* | 8.1 | 12.0* | 5.3 | 8.0* | | | | 4.0* | 4.0* | 7.2 |
| -4.5 | 13.6* | 13.6* | 7.7* | 7.7* | | | | | | 6.3* | 6.3* | 4.9 |











Height Can be slewed through 360° In longitudinal position of undercarriage Max. reach * Limited by hydr. capacity

The load values are quoted in tons (t) at stick end (without bucket), and may be swung 360° on firm and even ground. Adjacent values are valid for the undercarriage when in the longitudinal position. Capacities are valid for 600 mm wide track pads with adjusting cylinder in optimal position. Indicated loads are based on ISO 10567 standard and do not exceed 75% of tipping or 87% of hydraulic capacity (indicated via *). Without bucket cylinder, link and lever the lift capacities will increase by 325 kg. Lifting capacity of the excavator is limited by machine stability and hydraulic capacity. According to European Standard, EN 474-5: In the European Union excavators have to be equipped with an overload warning device, a load diagram and automatic safety check valves on hoist cylinders and stick cylinder(s), when they are used for lifting operations which require the use of lifting accessories.

Determine maximum load lift from load lift chart displayed in the operator's cab or from load lift chart detailed in the operator's manual supplied with the machine.

¹⁾ Values are calculated with 500 mm wide track pads for the NLC-Undercarriage

Stick 3.50 m

| Under-carriage | 3.0m | | 4.5m | | 6.0m | | 7.5m | | 9.0m | | m | | |
|----------------|---|---|---|---|---|---|---|---|---|---|------|------------|------------|
| |  |  |  |  |  |  |  |  |  |  | | | |
| 9.0 | | | 6.0* | 6.0* | | | | | | 4.5* | 4.5* | 5.8 | |
| 7.5 | | | 5.6* | 5.6* | 5.0 | 5.7* | | | | 3.4 | 3.9* | 7.3 | |
| 6.0 | | | 5.8* | 5.8* | 5.1 | 6.0* | 3.4 | 5.4* | | 2.7 | 3.7* | 8.3 | |
| 4.5 | 7.0* | 7.0* | 7.5 | 7.6* | 5.0 | 7.2* | 3.4 | 5.8 | | 2.3 | 3.7* | 8.9 | |
| 3.0 | 12.9 | 16.7* | 7.3 | 10.9* | 4.8 | 7.9 | 3.3 | 5.7 | 2.2 | 4.1 | 2.1 | 3.7* | 9.2 |
| 1.5 | 12.3 | 16.6* | 6.7 | 11.8 | 4.4 | 7.7 | 3.1 | 5.5 | 2.2 | 4.0 | 2.1 | 3.8 | 9.2 |
| 0 | 11.0 | 18.0* | 6.1 | 11.7 | 4.1 | 7.6 | 2.9 | 5.3 | 2.1 | 3.9 | 2.1 | 3.9 | 9.0 |
| -1.5 | 10.5 | 19.0* | 5.8 | 11.7 | 3.9 | 7.4 | 2.7 | 5.2 | | | 2.2 | 4.2 | 8.6 |
| -3.0 | 10.4 | 18.7* | 5.7 | 11.6 | 3.7 | 7.2 | 2.7 | 5.1 | | | 2.6 | 4.2* | 7.8 |
| -4.5 | 10.7 | 16.2* | 5.7 | 9.9* | 3.8 | 5.4* | | | | | 3.6 | 4.7* | 6.2 |
| 9.0 | | | 6.0* | 6.0* | | | | | | | 4.5* | 4.5* | 5.8 |
| 7.5 | | | 5.6* | 5.6* | 5.5 | 5.7* | | | | | 3.8 | 3.9* | 7.3 |
| 6.0 | | | 5.8* | 5.8* | 5.6 | 6.0* | 3.8 | 5.4* | | | 3.1 | 3.7* | 8.3 |
| 4.5 | 7.0* | 7.0* | 7.6* | 7.6* | 5.5 | 7.2* | 3.8 | 5.8 | | | 2.7 | 3.7* | 8.9 |
| 3.0 | 14.5 | 16.7* | 8.0 | 10.9* | 5.4 | 7.9 | 3.7 | 5.7 | 2.6 | 4.1 | 2.5 | 3.7* | 9.2 |
| 1.5 | 14.1* | 16.6* | 7.7 | 11.9 | 5.0 | 7.8 | 3.5 | 5.6 | 2.5 | 4.1 | 2.4 | 3.9 | 9.2 |
| 0 | 12.9 | 18.0* | 7.0 | 11.8 | 4.7 | 7.7 | 3.3 | 5.4 | 2.4 | 4.0 | 2.4 | 4.0 | 9.0 |
| -1.5 | 12.4 | 19.0* | 6.6 | 11.8 | 4.4 | 7.5 | 3.1 | 5.2 | | | 2.6 | 4.3 | 8.6 |
| -3.0 | 12.3 | 18.7* | 6.5 | 11.7 | 4.3 | 7.3 | 3.1 | 5.2 | | | 3.0 | 4.2* | 7.8 |
| -4.5 | 12.6 | 16.2* | 6.5 | 9.9* | 4.3 | 5.4* | | | | | 4.1 | 4.7* | 6.2 |
| 9.0 | | | 6.0* | 6.0* | | | | | | | 4.5* | 4.5* | 5.8 |
| 7.5 | | | 5.6* | 5.6* | 5.7* | 5.7* | | | | | 3.9* | 3.9* | 7.3 |
| 6.0 | | | 5.8* | 5.8* | 5.9 | 6.0* | 4.0 | 5.4* | | | 3.3 | 3.7* | 8.3 |
| 4.5 | 7.0* | 7.0* | 7.6* | 7.6* | 5.8 | 7.2* | 4.0 | 5.8 | | | 2.9 | 3.7* | 8.9 |
| 3.0 | 15.5 | 16.7* | 8.5 | 10.9* | 5.7 | 8.0 | 3.9 | 5.8 | 2.7 | 4.2 | 2.6 | 3.7* | 9.2 |
| 1.5 | 15.2 | 16.6* | 8.2 | 11.9 | 5.4 | 7.8 | 3.8 | 5.6 | 2.7 | 4.1 | 2.6 | 3.9 | 9.2 |
| 0 | 14.2 | 18.0* | 7.6 | 11.8 | 5.0 | 7.7 | 3.6 | 5.4 | 2.6 | 4.0 | 2.6 | 4.0 | 9.0 |
| -1.5 | 13.7 | 19.0* | 7.2 | 11.9 | 4.8 | 7.5 | 3.4 | 5.2 | | | 2.8 | 4.3 | 8.6 |
| -3.0 | 13.6 | 18.7* | 7.1 | 11.7 | 4.6 | 7.3 | 3.4 | 5.2 | | | 3.2 | 4.2* | 7.8 |
| -4.5 | 13.9 | 16.2* | 7.1 | 9.9* | 4.7 | 5.4* | | | | | 4.5 | 4.7* | 6.2 |
| 9.0 | | | 6.0* | 6.0* | | | | | | | 4.5* | 4.5* | 5.8 |
| 7.5 | | | 5.6* | 5.6* | 5.7* | 5.7* | | | | | 3.9* | 3.9* | 7.3 |
| 6.0 | | | 5.8* | 5.8* | 6.0* | 6.0* | 4.4 | 5.4* | | | 3.6 | 3.7* | 8.3 |
| 4.5 | 7.0* | 7.0* | 7.6* | 7.6* | 6.3 | 7.2* | 4.4 | 6.3 | | | 3.2 | 3.7* | 8.9 |
| 3.0 | 16.7* | 16.7* | 9.2 | 10.9* | 6.2 | 8.3* | 4.3 | 6.2 | 3.1 | 4.5 | 2.9 | 3.7* | 9.2 |
| 1.5 | 16.6* | 16.6* | 9.1 | 12.0* | 5.9 | 8.4 | 4.2 | 6.1 | 3.0 | 4.4 | 2.8 | 4.0* | 9.2 |
| 0 | 16.4 | 18.0* | 8.5 | 12.1* | 5.6 | 8.3 | 4.0 | 5.9 | 2.9 | 4.4 | 2.9 | 4.3* | 9.0 |
| -1.5 | 15.8 | 19.0* | 8.1 | 12.1* | 5.3 | 8.2 | 3.8 | 5.7 | | | 3.1 | 4.7 | 8.6 |
| -3.0 | 15.7 | 18.7* | 8.0 | 12.2* | 5.2 | 8.0 | 3.7 | 5.3* | | | 3.6 | 4.2* | 7.8 |
| -4.5 | 16.0 | 16.2* | 8.0 | 9.9* | 5.2 | 5.4* | | | | | 4.7* | 4.7* | 6.2 |

 Height  Can be slewed through 360°  In longitudinal position of undercarriage  Max. reach * Limited by hydr. capacity

The load values are quoted in tons (t) at stick end (without bucket), and may be swung 360° on firm and even ground. Adjacent values are valid for the undercarriage when in the longitudinal position. Capacities are valid for 600 mm wide track pads with adjusting cylinder in optimal position. Indicated loads are based on ISO 10567 standard and do not exceed 75% of tipping or 87% of hydraulic capacity (indicated via *). Without bucket cylinder, link and lever the lift capacities will increase by 325 kg. Lifting capacity of the excavator is limited by machine stability and hydraulic capacity. According to European Standard, EN 474-5: In the European Union excavators have to be equipped with an overload warning device, a load diagram and automatic safety check valves on hoist cylinders and stick cylinder(s), when they are used for lifting operations which require the use of lifting accessories.

Determine maximum load lift from load lift chart displayed in the operator's cab or from load lift chart detailed in the operator's manual supplied with the machine.

¹⁾ Values are calculated with 500 mm wide track pads for the NLC-Undercarriage

Lift capacities

with mono boom offset 5.65 m, counterweight 5.0 t and track pads 500 mm / 600 mm

Stick 2.50 m

| Under-carriage m | 3.0m | | 4.5m | | 6.0m | | 7.5m | | 9.0m | | m | | |
|---------------------|-------|-------|------|-------|------|------|------|------|------|--|------|------|-----|
| | | | | | | | | | | | | | |
| 7.5 | | | | | | | | | | | 5.2 | 5.9* | 5.6 |
| 6.0 | | | | | | | | | | | 3.6 | 5.5* | 6.8 |
| 4.5 | 11.2* | 11.2* | 6.9 | 8.0* | 4.4 | 6.7* | 3.0 | 5.4 | | | 3.0 | 5.4 | 7.5 |
| 3.0 | | | 6.1 | 9.8* | 4.0 | 7.5* | 2.9 | 5.3 | | | 2.6 | 4.8 | 7.9 |
| 1.5 | | | 5.4 | 11.3 | 3.7 | 7.2 | 2.7 | 5.1 | | | 2.5 | 4.7 | 8.0 |
| 0 | 5.9* | 5.9* | 5.1 | 10.9 | 3.5 | 6.9 | 2.6 | 5.0 | | | 2.5 | 4.8 | 7.8 |
| -1.5 | 9.6 | 13.0* | 5.1 | 10.9 | 3.5 | 6.9 | | | | | 2.8 | 5.3 | 7.2 |
| -3.0 | 9.9 | 13.4* | 5.3 | 9.9* | 3.6 | 7.0 | | | | | 3.4 | 6.6 | 6.2 |
| -4.5 | | | | | | | | | | | | | |
| 7.5 | | | | | 5.2 | 6.2* | | | | | 5.8 | 5.9* | 5.6 |
| 6.0 | | | | | 4.1 | 5.5* | | | | | 4.1 | 5.5* | 6.8 |
| 4.5 | 11.2* | 11.2* | 7.8 | 8.0* | 4.9 | 6.7* | 3.4 | 5.5 | | | 3.4 | 5.4 | 7.5 |
| 3.0 | | | 6.9 | 9.8* | 4.6 | 7.5* | 3.3 | 5.4 | | | 3.0 | 4.9 | 7.9 |
| 1.5 | | | 6.3 | 11.3* | 4.3 | 7.2 | 3.1 | 5.2 | | | 2.8 | 4.7 | 8.0 |
| 0 | 5.9* | 5.9* | 6.0 | 11.0 | 4.1 | 7.0 | 3.0 | 5.1 | | | 2.9 | 4.8 | 7.8 |
| -1.5 | 11.5 | 13.0* | 5.9 | 11.0 | 4.0 | 6.9 | | | | | 3.2 | 5.4 | 7.2 |
| -3.0 | 11.8 | 13.4* | 6.1 | 9.9* | 4.1 | 7.1 | | | | | 3.9 | 6.7 | 6.2 |
| -4.5 | | | | | | | | | | | | | |
| 7.5 | | | | | | | | | | | 5.9* | 5.9* | 5.6 |
| 6.0 | | | | | 5.5 | 6.2* | | | | | 4.4 | 5.5* | 6.8 |
| 4.5 | 11.2* | 11.2* | 8.0* | 8.0* | 5.3 | 6.7* | 3.6 | 5.5 | | | 3.6 | 5.5 | 7.5 |
| 3.0 | | | 7.5 | 9.8* | 4.9 | 7.5* | 3.5 | 5.4 | | | 3.2 | 4.9 | 7.9 |
| 1.5 | | | 6.8 | 11.3* | 4.6 | 7.3 | 3.4 | 5.2 | | | 3.1 | 4.7 | 8.0 |
| 0 | 5.9* | 5.9* | 6.5 | 11.1 | 4.4 | 7.0 | 3.3 | 5.1 | | | 3.1 | 4.9 | 7.8 |
| -1.5 | 12.7 | 13.0* | 6.5 | 11.0 | 4.3 | 7.0 | | | | | 3.4 | 5.4 | 7.2 |
| -3.0 | 13.1 | 13.4* | 6.7 | 9.9* | 4.5 | 7.1 | | | | | 4.3 | 6.7 | 6.2 |
| -4.5 | | | | | | | | | | | | | |
| 7.5 | | | | | | | | | | | 5.9* | 5.9* | 5.6 |
| 6.0 | | | | | 6.1 | 6.2* | | | | | 4.8 | 5.5* | 6.8 |
| 4.5 | 11.2* | 11.2* | 8.0* | 8.0* | 5.9 | 6.7* | 4.0 | 5.9* | | | 4.0 | 5.5* | 7.5 |
| 3.0 | | | 8.4 | 9.8* | 5.5 | 7.5* | 3.9 | 5.9 | | | 3.6 | 5.4 | 7.9 |
| 1.5 | | | 7.7 | 11.3* | 5.2 | 8.0 | 3.8 | 5.7 | | | 3.4 | 5.2 | 8.0 |
| 0 | 5.9* | 5.9* | 7.4 | 11.7* | 4.9 | 7.7 | 3.6 | 5.6 | | | 3.5 | 5.3 | 7.8 |
| -1.5 | 13.0* | 13.0* | 7.4 | 11.3* | 4.9 | 7.7 | | | | | 3.8 | 5.9 | 7.2 |
| -3.0 | 13.4* | 13.4* | 7.5 | 9.9* | 5.0 | 7.3* | | | | | 4.8 | 6.9* | 6.2 |
| -4.5 | | | | | | | | | | | | | |

Stick 2.90 m

| Under-carriage m | 3.0m | | 4.5m | | 6.0m | | 7.5m | | 9.0m | | m | | |
|---------------------|-------|-------|------|-------|------|------|------|------|------|--|------|------|-----|
| | | | | | | | | | | | | | |
| 7.5 | | | | | 4.7 | 5.4* | | | | | 4.5 | 5.0* | 6.1 |
| 6.0 | | | | | 4.7 | 5.7* | | | | | 3.3 | 4.7* | 7.3 |
| 4.5 | | | 7.0 | 7.4* | 4.4 | 6.3* | 3.0 | 5.5 | | | 2.7 | 4.7* | 7.9 |
| 3.0 | | | 6.2 | 9.2* | 4.1 | 7.1* | 2.9 | 5.3 | | | 2.4 | 4.5 | 8.3 |
| 1.5 | | | 5.5 | 10.9* | 3.7 | 7.2 | 2.7 | 5.1 | | | 2.3 | 4.3 | 8.3 |
| 0 | 7.1* | 7.1* | 5.1 | 10.9 | 3.5 | 6.9 | 2.6 | 5.0 | | | 2.3 | 4.4 | 8.1 |
| -1.5 | 9.3 | 12.2* | 5.0 | 10.7 | 3.4 | 6.8 | 2.5 | 4.9 | | | 2.5 | 4.8 | 7.6 |
| -3.0 | 9.6 | 14.4* | 5.1 | 10.4* | 3.4 | 6.9 | | | | | 3.0 | 5.9 | 6.7 |
| -4.5 | 10.2 | 10.7* | 5.4 | 7.8* | | | | | | | 4.5 | 6.4* | 5.2 |
| 7.5 | | | | | 5.3 | 5.4* | | | | | 5.0* | 5.0* | 6.1 |
| 6.0 | | | | | 5.3 | 5.7* | | | | | 3.7 | 4.7* | 7.3 |
| 4.5 | | | 7.4* | 7.4* | 5.0 | 6.3* | 3.4 | 5.5 | | | 3.1 | 4.7* | 7.9 |
| 3.0 | | | 7.1 | 9.2* | 4.6 | 7.1* | 3.3 | 5.4 | | | 2.8 | 4.6 | 8.3 |
| 1.5 | | | 6.3 | 10.9* | 4.3 | 7.3 | 3.1 | 5.2 | | | 2.6 | 4.4 | 8.3 |
| 0 | 7.1* | 7.1* | 5.9 | 11.0 | 4.0 | 7.0 | 3.0 | 5.0 | | | 2.7 | 4.5 | 8.1 |
| -1.5 | 11.2 | 12.2* | 5.8 | 10.9 | 3.9 | 6.9 | 2.9 | 5.0 | | | 2.9 | 4.9 | 7.6 |
| -3.0 | 11.5 | 14.4* | 6.0 | 10.4* | 4.0 | 6.9 | | | | | 3.5 | 5.9 | 6.7 |
| -4.5 | 10.7* | 10.7* | 6.3 | 7.8* | | | | | | | 5.1 | 6.4* | 5.2 |
| 7.5 | | | | | 5.4* | 5.4* | | | | | 5.0* | 5.0* | 6.1 |
| 6.0 | | | | | 5.6 | 5.7* | | | | | 4.0 | 4.7* | 7.3 |
| 4.5 | | | 7.4* | 7.4* | 5.4 | 6.3* | 3.7 | 5.6 | | | 3.3 | 4.7* | 7.9 |
| 3.0 | | | 7.7 | 9.2* | 5.0 | 7.1* | 3.5 | 5.4 | | | 3.0 | 4.6 | 8.3 |
| 1.5 | | | 6.9 | 10.9* | 4.6 | 7.3 | 3.3 | 5.2 | | | 2.8 | 4.4 | 8.3 |
| 0 | 7.1* | 7.1* | 6.5 | 11.0 | 4.4 | 7.0 | 3.2 | 5.0 | | | 2.9 | 4.5 | 8.1 |
| -1.5 | 12.2* | 12.2* | 6.4 | 10.9 | 4.3 | 6.9 | 3.2 | 5.0 | | | 3.1 | 4.9 | 7.6 |
| -3.0 | 12.7 | 14.4* | 6.5 | 10.4* | 4.3 | 7.0 | | | | | 3.8 | 6.0 | 6.7 |
| -4.5 | 10.7* | 10.7* | 6.9 | 7.8* | | | | | | | 5.6 | 6.4* | 5.2 |
| 7.5 | | | | | 5.4* | 5.4* | | | | | 5.0* | 5.0* | 6.1 |
| 6.0 | | | | | 5.7* | 5.7* | | | | | 4.4 | 4.7* | 7.3 |
| 4.5 | | | 7.4* | 7.4* | 5.9 | 6.3* | 4.1 | 5.8* | | | 3.7 | 4.7* | 7.9 |
| 3.0 | | | 8.6 | 9.2* | 5.5 | 7.1* | 3.9 | 5.9 | | | 3.3 | 4.8* | 8.3 |
| 1.5 | | | 7.8 | 10.9* | 5.2 | 8.0* | 3.7 | 5.7 | | | 3.2 | 4.8 | 8.3 |
| 0 | 7.1* | 7.1* | 7.4 | 11.6* | 4.9 | 7.7 | 3.6 | 5.5 | | | 3.2 | 4.9 | 8.1 |
| -1.5 | 12.2* | 12.2* | 7.3 | 11.4* | 4.8 | 7.6 | 3.6 | 5.5 | | | 3.5 | 5.4 | 7.6 |
| -3.0 | 14.4* | 14.4* | 7.4 | 10.4* | 4.9 | 7.7 | | | | | 4.2 | 6.5 | 6.7 |
| -4.5 | 10.7* | 10.7* | 7.7 | 7.8* | | | | | | | 6.3 | 6.4* | 5.2 |

Height Can be slewed through 360° In longitudinal position of undercarriage Max. reach * Limited by hydr. capacity

The load values are quoted in tons (t) at stick end (without bucket), and may be swung 360° on firm and even ground. Adjacent values are valid for the undercarriage when in the longitudinal position. Capacities are valid for 600 mm wide track pads. Indicated loads are based on ISO 10567 standard and do not exceed 75% of tipping or 87% of hydraulic capacity (indicated via *). Without bucket cylinder, link and lever the lift capacities will increase by 325 kg. Lifting capacity of the excavator is limited by machine stability and hydraulic capacity.

According to European Standard, EN 474-5: In the European Union excavators have to be equipped with an overload warning device, a load diagram and automatic safety check valves on hoist cylinders and stick cylinder(s), when they are used for lifting operations which require the use of lifting accessories.

Determine maximum load lift from load lift chart displayed in the operator's cab or from load lift chart detailed in the operator's manual supplied with the machine.

¹⁾ Values are calculated with 500 mm wide track pads for the NLC-Undercarriage

Stick 3.50 m

| Under-carriage | 3.0m | | 4.5m | | 6.0m | | 7.5m | | 9.0m | | m | |
|-------------------|--------|----------------------------|--------|----------------------------|--------|----------------------------|--------|----------------------------|--------|----------------------------|-----------|-----------|
| | Height | Can be slewed through 360° | Height | Can be slewed through 360° | Height | Can be slewed through 360° | Height | Can be slewed through 360° | Height | Can be slewed through 360° | | |
| NLC ¹⁾ | 7.5 | | | | | | | | | | 3.8* 3.8* | 6.7 |
| | 6.0 | | | | | | | | | | 3.0 3.7* | 7.8 |
| | 4.5 | | | | | | | | | | 2.5 3.7* | 8.4 |
| | 3.0 | 11.9 | 12.8* | 6.4 | 8.3* | 4.8 | 5.1* | 3.2 | 4.4* | | 2.2 3.9* | 8.7 |
| | 1.5 | 7.9* | 7.9* | 5.6 | 10.2* | 4.6 | 5.7* | 3.1 | 5.3* | | 2.1 4.0 | 8.8 |
| | 0 | 8.6* | 8.6* | 5.1 | 10.9 | 3.8 | 7.2 | 2.7 | 5.1 | | 2.1 4.0 | 8.6 |
| | -1.5 | 9.0 | 11.9* | 4.9 | 10.6 | 3.5 | 6.9 | 2.5 | 4.9 | | 2.2 4.3 | 8.1 |
| | -3.0 | 9.3 | 15.6* | 4.9 | 10.7 | 3.3 | 6.7 | | | | 2.6 5.1 | 7.3 |
| | -4.5 | 9.7 | 12.6* | 5.2 | 9.0* | | | | | | 3.6 6.5* | 5.9 |
| | SLC | 7.5 | | | | | | | | | | 3.8* 3.8* |
| 6.0 | | | | | | | | | | | 3.4 3.7* | 7.8 |
| 4.5 | | | | | | | | | | | 2.8 3.7* | 8.4 |
| 3.0 | | 12.8* | 12.8* | 7.3 | 8.3* | 5.1 | 5.7* | 3.5 | 5.3* | | 2.5 3.9* | 8.7 |
| 1.5 | | 7.9* | 7.9* | 6.5 | 10.2* | 4.7 | 6.6* | 3.3 | 5.4 | | 2.4 4.0 | 8.8 |
| 0 | | 8.6* | 8.6* | 5.9 | 11.0 | 4.0 | 7.0 | 2.9 | 5.0 | | 2.4 4.1 | 8.6 |
| -1.5 | | 10.9 | 11.9* | 5.7 | 10.8 | 3.8 | 6.8 | 2.8 | 4.9 | | 2.6 4.4 | 8.1 |
| -3.0 | | 11.1 | 15.6* | 5.8 | 10.8 | 3.8 | 6.8 | | | | 3.0 5.2 | 7.3 |
| -4.5 | | 11.6 | 12.6* | 6.0 | 9.0* | | | | | | 4.1 6.5* | 5.9 |
| LC | | 7.5 | | | | | | | | | | 3.8* 3.8* |
| | 6.0 | | | | | | | | | | 3.6 3.7* | 7.8 |
| | 4.5 | | | | | | | | | | 3.0 3.7* | 8.4 |
| | 3.0 | 12.8* | 12.8* | 7.9 | 8.3* | 5.1 | 6.6* | 3.6 | 5.4 | | 2.7 3.9* | 8.7 |
| | 1.5 | 7.9* | 7.9* | 7.0 | 10.2* | 4.7 | 7.4 | 3.3 | 5.2 | | 2.6 4.0 | 8.8 |
| | 0 | 8.6* | 8.6* | 6.5 | 11.1 | 4.3 | 7.0 | 3.2 | 5.0 | | 2.6 4.1 | 8.6 |
| | -1.5 | 11.9* | 11.9* | 6.3 | 10.8 | 4.2 | 6.8 | 3.1 | 4.9 | | 2.8 4.4 | 8.1 |
| | -3.0 | 12.4 | 15.6* | 6.3 | 10.8* | 4.2 | 6.8 | | | | 3.3 5.2 | 7.3 |
| | -4.5 | 12.6* | 12.6* | 6.6 | 9.0* | | | | | | 4.5 6.5* | 5.9 |
| | WLC | 7.5 | | | | | | | | | | 3.8* 3.8* |
| 6.0 | | | | | | | | | | | 3.7* 3.7* | 7.8 |
| 4.5 | | | | | | | | | | | 3.4 3.7* | 8.4 |
| 3.0 | | 12.8* | 12.8* | 8.3* | 8.3* | 5.7* | 5.7* | 4.2 | 5.3* | | 3.0 3.9* | 8.7 |
| 1.5 | | 7.9* | 7.9* | 7.9 | 10.2* | 5.6 | 6.6* | 4.0 | 5.7* | | 2.9 4.2* | 8.8 |
| 0 | | 8.6* | 8.6* | 7.4 | 11.3* | 5.2 | 7.5* | 3.7 | 5.7 | | 2.9 4.5 | 8.6 |
| -1.5 | | 11.9* | 11.9* | 7.1 | 11.5* | 4.9 | 7.7 | 3.6 | 5.5 | | 3.1 4.8 | 8.1 |
| -3.0 | | 14.4 | 15.6* | 7.2 | 10.8* | 4.7 | 7.5 | 3.5 | 5.4 | | 3.7 5.7 | 7.3 |
| -4.5 | | 12.6* | 12.6* | 7.4 | 9.0* | 4.7 | 7.5 | | | | 5.0 6.5* | 5.9 |

 Height
  Can be slewed through 360°
  In longitudinal position of undercarriage
  Max. reach
 * Limited by hydr. capacity

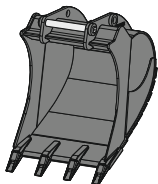
The load values are quoted in tons (t) at stick end (without bucket), and may be swung 360° on firm and even ground. Adjacent values are valid for the undercarriage when in the longitudinal position. Capacities are valid for 600 mm wide track pads. Indicated loads are based on ISO 10567 standard and do not exceed 75% of tipping or 87% of hydraulic capacity (indicated via *). Without bucket cylinder, link and lever the lift capacities will increase by 325 kg. Lifting capacity of the excavator is limited by machine stability and hydraulic capacity.

According to European Standard, EN 474-5: In the European Union excavators have to be equipped with an overload warning device, a load diagram and automatic safety check valves on hoist cylinders and stick cylinder(s), when they are used for lifting operations which require the use of lifting accessories.

Determine maximum load lift from load lift chart displayed in the operator's cab or from load lift chart detailed in the operator's manual supplied with the machine.

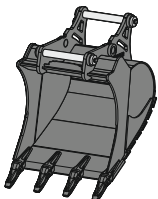
¹⁾ Values are calculated with 500 mm wide track pads for the NLC-Undercarriage

Attachments



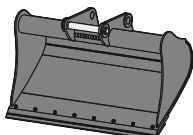
Backhoe bucket TL 04-02

| Mounting | direct mounting, SWA 48 mechanical, SWA 48 hydraulic, SWA 48 Solidlink | | | | | | | | | |
|----------------------|--|------|------|-------|-------|-------|-------|-------|-------|-------|
| Cutting width | mm | 650 | 850 | 1,050 | 1,250 | 1,400 | 1,500 | 1,600 | 1,700 | 1,800 |
| Capacity | m ³ | 0.55 | 0.75 | 0.95 | 1.15 | 1.35 | 1.45 | 1.55 | 1.85 | 2.00 |
| Weight ¹⁾ | kg | 545 | 630 | 720 | 815 | 875 | 890 | 945 | 1,090 | 1,133 |



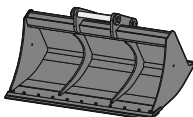
2in1 bucket HTL 04-02

| Mounting | SWA 48 mechanical, SWA 48 hydraulic, SWA 48 Solidlink | | | | | | | | | |
|----------------------|---|------|------|-------|-------|-------|-------|-------|-------|-------|
| Cutting width | mm | 650 | 850 | 1,050 | 1,250 | 1,400 | 1,500 | 1,600 | 1,700 | 1,800 |
| Capacity | m ³ | 0.55 | 0.75 | 0.95 | 1.15 | 1.35 | 1.45 | 1.55 | 1.85 | 2.00 |
| Weight ¹⁾ | kg | 612 | 697 | 787 | 882 | 942 | 978 | 1,016 | 1,179 | 1,223 |



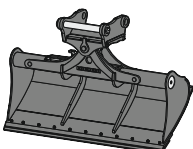
Universal bucket UL 04

| Mountings | SWA 48 mechanical, SWA 48 hydraulic, SWA 48 Solidlink | | | | | | | | | | |
|----------------------|---|-------|--|--|--|--|-------|--|--|--|--|
| Cutting width | mm | 1,600 | | | | | 1,600 | | | | |
| Capacity | m ³ | 0.80 | | | | | 1.00 | | | | |
| Weight ¹⁾ | kg | 473 | | | | | 496 | | | | |



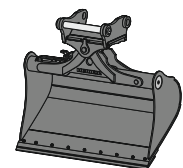
Ditch cleaning bucket GRL rigid 04

| Mounting | direct mounting, SWA 48 mechanical, SWA 48 hydraulic, SWA 48 Solidlink | | | | | | | | | | |
|----------------------|--|-------|-------|--|--|-------|--|--|-------|--|--|
| Cutting width | mm | 1,500 | 2,000 | | | 2,000 | | | 2,400 | | |
| Capacity | m ³ | 0.50 | 0.70 | | | 1.20 | | | 0.85 | | |
| Weight ¹⁾ | kg | 425 | 522 | | | 637 | | | 605 | | |



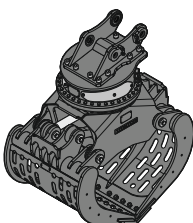
Ditch cleaning bucket GRL 90

| Mounting | direct mounting, SWA 48 mechanical, SWA 48 hydraulic, SWA 48 Solidlink | | | | | | | | | | | |
|----------------------|--|---------|---------|---------|---------|---------|---------|---------|---------|---------|---------|---------|
| Cutting width | mm | 1,600 | 1,600 | 2,000 | 2,000 | 2,000 | 2,200 | 2,200 | 2,200 | 2,400 | 2,400 | 2,800 |
| Capacity | m ³ | 0.55 | 0.80 | 0.50 | 0.70 | 1.00 | 0.80 | 1.15 | 1.40 | 0.85 | 1.25 | 1.85 |
| Weight ¹⁾ | kg | 690 | 850 | 695 | 875 | 935 | 910 | 985 | 995 | 890 | 1,000 | 1,090 |
| Tilt angle | | 2 x 50° | 2 x 50° | 2 x 50° | 2 x 50° | 2 x 50° | 2 x 50° | 2 x 50° | 2 x 50° | 2 x 50° | 2 x 50° | 2 x 50° |



Tilt bucket SL 90

| Mounting | direct mounting, SWA 48 mechanical, SWA 48 hydraulic, SWA 48 Solidlink | | | | | | | |
|----------------------|--|---------|---------|---------|---------|---------|---------|---------|
| Cutting width | mm | 1,400 | 1,500 | 1,500 | 1,600 | 1,600 | 1,600 | 1,600 |
| Capacity | m ³ | 0.55 | 0.60 | 1.20 | 0.80 | 1.00 | 1.35 | 1.55 |
| Weight ¹⁾ | kg | 715 | 738 | 970 | 820 | 890 | 970 | 1,030 |
| Tilt angle | | 2 x 50° | 2 x 50° | 2 x 50° | 2 x 50° | 2 x 50° | 2 x 50° | 2 x 50° |



Sorting grab SG 30B

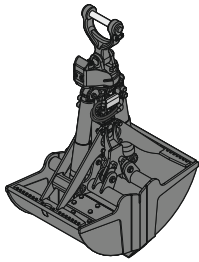
| Mounting | direct mounting, SWA 48 mechanical, SWA 48 hydraulic, SWA 48 Solidlink | | | | | | | | | | |
|----------------------|--|-------|-------|-------|-------|----------------------|-------|-------|----------------------|--|---------------------------|
| Shell type | perforated ³⁾ | | | | | ribbed ³⁾ | | | closed ³⁾ | | Stone shell ⁴⁾ |
| Shell width | mm | 1,000 | 1,200 | 1,400 | 1,000 | 1,200 | 1,400 | 1,000 | 1,020 | | |
| Capacity | m ³ | 0.85 | 1.00 | 1.15 | 0.75 | 0.90 | 1.05 | 0.85 | 0.85 | | |
| Max. closing force | kN | 80 | 80 | 80 | 80 | 80 | 80 | 80 | 80 | | |
| Weight ²⁾ | kg | 1,485 | 1,560 | 1,635 | 1,565 | 1,675 | 1,780 | 1,515 | 1,815 | | |

¹⁾ based on an attachment in a standard design with SWA 48 Solidlink quick coupler mounting

²⁾ without quick coupler mounting

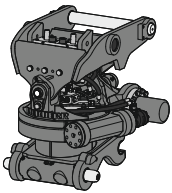
³⁾ with standard bolt-on cutting edge

⁴⁾ with Liebherr teeth Z 40 C



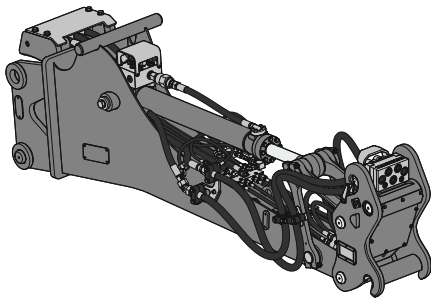
Clamshell grab

| | | | | | | |
|---------------------------------|--|-------|-------|-------|-------|-------|
| Mounting | direct mounting, SWA 48 mechanical, SWA 48 hydraulic, SWA 48 Solidlink | | | | | |
| GMZ 30 Clamshell buckets | | | | | | |
| Shell width | mm | 600 | 800 | 1,000 | 1,200 | |
| Capacity ¹⁾ | m ³ | 0.38 | 0.52 | 0.65 | 0.80 | |
| Opening width | mm | 1,644 | 1,644 | 1,644 | 1,644 | |
| Weight ²⁾ | kg | 1,050 | 1,130 | 1,210 | 1,290 | |
| GMZ 40 Clamshell buckets | | | | | | |
| Shell width | mm | 800 | 1,000 | 1,200 | 1,400 | 1,600 |
| Capacity ¹⁾ | m ³ | 0.65 | 0.85 | 1.05 | 1.20 | 1.40 |
| Opening width | mm | 1,962 | 1,962 | 1,962 | 1,962 | 1,962 |
| Weight ²⁾ | kg | 1,345 | 1,430 | 1,520 | 1,605 | 1,695 |



Tiltrotator TR 25

| | | |
|--------------------------|---|-----|
| Mounting machine side | SWA 48 mechanical, SWA 48 hydraulic, SWA 48 Solidlink | |
| Mounting attachment side | SWA 48 mechanical, SWA 48 hydraulic | |
| Weight ³⁾ | kg | 787 |
| Rotation | 360° | |
| Tilt | 2 x 50° | |



Stick extension

| | | |
|--------------------------|--|-------------|
| Mounting machine side | SWA 48 mechanical, SWA 48 hydraulic, SWA 48 Solidlink, SWA 48 Solidlink-10 | |
| LS 12 | | |
| Mounting attachment side | direct mounting, SWA 33 mechanical, SWA 33 mechanical Solidlink ⁵⁾ , SWA 33 hydraulic ⁷⁾ , SWA 33 Solidlink ⁶⁾ ⁷⁾ ⁸⁾ | |
| Length | m | 2.25 2.70 |
| Weight ⁴⁾ | kg | 650 700 |
| LS 18 | | |
| Mounting attachment side | direct mounting, SWA 33 mechanical, SWA 33 mechanical Solidlink ⁵⁾ , SWA 33 hydraulic ⁷⁾ , SWA 33 Solidlink ⁶⁾ ⁷⁾ ⁸⁾ , SWA 48 mechanical, SWA 48 mechanical Solidlink ⁵⁾ , SWA 48 hydraulic ⁷⁾ , SWA 48 Solidlink ⁶⁾ ⁷⁾ ⁸⁾ | |
| Length | m | 2.65 3.05 |
| Weight ⁴⁾ | kg | 1,130 1,190 |

¹⁾ capacity specifications are theoretically determined values; fill level varies depending on the material being loaded

²⁾ with XHD suspension

³⁾ based on standard tiltrotator TR 25 with SWA 48 Solidlink quick coupler mounting machine side and SWA 48 hydraulic quick coupler mounting on the underside tiltrotator

⁴⁾ based on standard stick extension LS 12 / 18 with SWA 33 / 48 Solidlink quick coupler mountings on both sides (underside of stick extension and machine side mounting) and electric switchover

⁵⁾ attachment with high pressure circuit only possible with the manual switchover tipping cylinder or an extended hydraulic circuit on the carrier machine

⁶⁾ attachment with high pressure circuit only possible with the electric / manual switchover tipping cylinder or an extended hydraulic circuit on the carrier machine

⁷⁾ 14-pin signal contact strip is required, for example to control and monitor the hydraulic quick coupling system on the stick extension on the attachment side or to transfer electrical signals for the switchover

⁸⁾ to use different hydraulic circuits, either Solidlink 33-9 / Solidlink 48-10 is required on the machine side, or a switchover system using the equipment power socket, controlled via the carrier machine's signal contact strip

Serial equipment

Undercarriage

Lashing eyes
Sprocket with dirt ejector
Track and carrier rollers, sealed and lifetime-lubricated

Uppercarriage

Access platforms without protruding parts
Anti-skid surfaces
Automatic swing brake lock
Centralised lubrication system (automatic)
DEF tank filling indicator
DEF tank lockable access hatch
Engine hood with gas spring opening
Filters accessible from ground level
Handrails
Hydraulic oil level, visible from ground level
Lockable service doors
Lockable storage and accessories compartment
Lockable storage box
Main switch, accessible from ground level
Main switch, electric, with timer
Main switch, manual, lockable
Positioning swing brake manual
Protection grid on radiator fan
Safe uppercarriage side access platform
Sound insulation
Swing-out radiators
Windshield washer fluid tank, accessible from ground level

Hydraulic system

Filter with integrated fine filters
Hydraulic pressure measuring ports
Liebherr Positive Control system with 2 independent circuits
Magnetic rod
Pressure accumulator for controlled lowering of equipment with engine turned off

Engine

Air filter with automatic dust ejector
Automatic engine idling / speed increase, controlled via joystick sensors
Common-Rail injection system
Engine oil level gauge
Exhaust gas after-treatment system – DOC + SCR Filter
Fixed geometry turbocharger
Fuel fine filter
Fuel pre-filter and water separator
Fuel priming pump
Intercooler
Power Pack EU Stage V

Cab

9" multifunction colour touchscreen
Air conditioning, automatic, tri-zone, controlled via display
Armrests adjustable in length, height and inclination
Bottle holder
Cab air filters housing, accessible from ground level
Cab door sliding windows
Cigarette lighter
Coat hook
DEF consumption on touchscreen
DEF level on touchscreen
Electric socket in cab (12V)
Electric socket in cab (24V)
Emergency hammer
Engine coolant level, visible from the cab
Engine oil level on touchscreen
Fuel consumption on touchscreen
Fuel level on touchscreen
Hydraulic oil level on touchscreen
Interior lighting
Laminated right hand side window
LiDAT Plus (Liebherr data transfer system)
Mechanical hour meter, visible from ground level
Mobile phone storage net
Movement priority between swing and boom, adjustable via touchscreen
Movement priority for stick-in, adjustable via touchscreen
Operating modes
Power modes
Rain hood over front window opening
Rearview mirror
Rear view monitoring camera
Rear window emergency exit
Right hand side view monitoring camera
Roll-down sun blinds for windscreen and roof window
ROPS safety cab structure (ISO 12117-2)
Rubber floor mat, fixed on floor and removable
Shortcut buttons on joystick configurable
Stepless adjustable engine speed
Storage box
Storage nets
Storage spaces
Swing braking torque adjustable via touchscreen
Swing drive gearbox oil level, visible from the cab
Tilttable console left
Tinted windows
Visco-elastic damping
Windscreen wiper and washer

Equipment

Anti-drift system boom cylinders
Anti-drift system stick cylinder
Boom cylinders regeneration
Pipe fracture safety valve for stick cylinder
Pipe fracture safety valves for boom cylinders
Pivot points made of cast steel
SAE split flanges on high pressure lines
Stick cylinder regeneration

Equipment standard / option

Undercarriage

| | |
|--|---|
| Chain guide 1 piece | ● |
| Chain guide 3 pieces | + |
| Cover and base plate for undercarriage centre section | ● |
| Reinforced cover and base plate for undercarriage centre section | + |
| Special painting | + |
| Steps | ● |
| Steps wide | + |
| Track chains cleaner | + |
| Track pads triple grouser 500 / 700 / 750 / 800 / 900 mm | + |
| Track pads triple grouser 600 mm | ● |
| Track pads triple grouser reinforced 500 / 600 / 700 / 750 mm | + |
| Tracks, sealed and greased | ● |
| Tracks, sealed and greased, reinforced | + |
| Undercarriage LC | + |
| Undercarriage NLC | + |
| Undercarriage SLC | + |
| Undercarriage WLC | + |
| Undercarriage storage compartment | + |

Uppercarriage

| | |
|---|-----------------|
| Batteries high capacity | + |
| Batteries standard capacity | ● |
| Boxing ring | + |
| Catwalk tiltable front left | + |
| Counterweight standard 5.0t | ● |
| Electric socket on uppercarriage (24 V) | + |
| Extended tool set including tool box | + |
| External starting aid (24 V) | + |
| Front right rearview mirror | + ¹⁾ |
| Fuel anti-theft protection | + |
| Headlight on uppercarriage, front left, LED+, 1 piece, protection included | + ¹⁾ |
| Headlight on uppercarriage, front right, LED, 1 piece, protection included | ● ¹⁾ |
| Headlight on uppercarriage, front right, LED+, 1 piece, protection included | + ¹⁾ |
| Headlight on uppercarriage, lateral left, LED+, 1 piece | + ¹⁾ |
| Headlight on uppercarriage, lateral right, LED+, 1 piece | + ¹⁾ |
| Headlights on uppercarriage, rear, LED+, 2 pieces | + ¹⁾ |
| Lighting for tank area | + ¹⁾ |
| Lighting for uppercarriage access | + ¹⁾ |
| Lockable fuel tank cap | ● |
| Lockable fuel tank cap with padlock | + |
| Reflective warning stickers | + |
| Rotating beacons on uppercarriage, rear, LED, 2 pieces | + |
| Skyview 360° | + |
| Special painting | + |
| Tank refilling pump fuel | + |
| Tool set including storage case | ● |
| Uppercarriage bottom and side protection | + |
| Uppercarriage bottom closure sheets | ● |

Hydraulic system

| | |
|--|---|
| Bypass filter for hydraulic oil | + |
| Filter for hydraulic hammer return flow | + |
| High pressure circuit bypass | + |
| High pressure circuit flow summation | + |
| High pressure circuit switchable on pedals or mini-joystick | + |
| High pressure circuit with Tool Control (20 attachment adjustments on display) | + |
| Leak oil line for attachment | + |
| Liebherr hydraulic oil | ● |
| Liebherr hydraulic oil, adapted for extreme climate conditions | + |
| Liebherr hydraulic oil, biodegradable | + |
| Medium pressure circuit | + |

Engine

| | |
|--|-----------------|
| Air pre-filter with cyclonical dust trap | + |
| Automatic engine shutdown after idling | + |
| Engine shut-down with overrun | + |
| Lighting for engine compartment | + ¹⁾ |
| Preheating fuel | + |
| Radiator fine mesh protection grid | + |
| Reversible fan drive | + |

Equipment standard / option



Cab

| | |
|--|-----------------|
| 2" seat belt with retractor | ● |
| 3" seat belt with retractor, orange colour | + |
| 4-points seat belt | + |
| Acoustic travel alarm deactivatable | + |
| Auxiliary heater programmable | + |
| Bottom windscreen wiper | + |
| Coming / Leaving Home | + ¹⁾ |
| Cool box (12V) | + |
| Dark tinted windows | + |
| Electrically adjustable and heated outside rear-view mirrors | + ¹⁾ |
| Electronic immobiliser | + |
| Emergency stop in cab | + |
| FGPS front guard | + |
| FGPS front guard tiltable | + |
| Fire extinguisher | + |
| First-aid box | + |
| Footrest | + |
| FOPS top guard | + |
| FOPS top guard flat | + |
| Handrests elevated for joysticks | + |
| Headlights on cab, front, LED, 2 pieces | ● ¹⁾ |
| Headlights on cab, front, LED+, 2 pieces | + ¹⁾ |
| Headlights on cab roof, front, LED+, 2 pieces | + ¹⁾ |
| Impact resistant one-piece windscreen | + |
| Impact resistant roof window | + |
| Independent travel | + ¹⁾ |
| Integral protection guard | + |
| Laminated roof window | ● |
| Lightbar on cab | + |
| Lighting for cab access | + ¹⁾ |
| Luminosity control (LED+ headlights) | + ¹⁾ |
| Mini-joystick proportional | + |
| Movement restriction for boom | + |
| Movement restriction for stick | + |
| Operator's seat Comfort | ● |
| Operator's seat Premium | + |
| Overload warning system | + |
| Personalised operator profile | + |
| Preparation for tiltrotator | + |
| Radio Comfort | + |
| Radio pre-installation | ● |
| Remote cab lock | + ¹⁾ |
| Retractable laminated two-piece windscreen | ● |
| Roof sun shield | + |
| Roof window wiper | + |
| Rotating beacon on cab, LED, 1 piece | + |
| Seat belt reminder | + |
| Smart Key | + ¹⁾ |
| Special painting | + |
| Straight travel via mini-joystick | + ¹⁾ |
| Sun visor | + |
| Switch between high pressure and bucket cylinder controls | + |
| Travel speed management | + ¹⁾ |
| Windscreen bottom protection grid | + |



Equipment

| | |
|--|-----------------|
| Bucket cylinder rod protection | + |
| Centralised lubrication extended for connecting link | + |
| Floating boom | + |
| Grapple hydraulic lines (bucket cylinder inactive) | + |
| Headlight guard on boom, right | + |
| Headlight guards on boom, right and left | + |
| Headlight on boom, left, LED+, 1 piece | + ¹⁾ |
| Headlight on boom, right, LED, 1 piece | ● ¹⁾ |
| Headlight on boom, right, LED+, 1 piece | + ¹⁾ |
| Headlight on stick, bottom, LED+, 1 piece | + ¹⁾ |
| Hydraulic hose guard Solidlink | + |
| Liebherr bucket range | + |
| Liebherr tooth system | + |
| Load holding valve for bucket cylinder | + |
| Lubrication hoses protection on stick | + |
| Mono boom 5.70m | + |
| Mono boom offset 5.65m | + |
| Mono boom straight 5.90m | + |
| Quick coupler SWA 48 hydraulic | + |
| Quick coupler SWA 48 mechanical | + |
| Solidlink electric signal plug | + |
| Solidlink for quick coupler SWA 48 hydraulic | + |
| Special painting | + |
| Stick 2.50m | + |
| Stick 2.90m | + |
| Stick 3.50m | + |
| Stick bottom protection | + |
| Tool Management | + |
| Two-piece boom 5.90m | + |



Assistance system

| | |
|--|---|
| Machine guidance system Leica 2D passive - "3D ready" | + |
| Machine guidance system Leica 2D semi-automatic - "3D ready" | + |
| Machine guidance system Leica 3D passive | + |
| Machine guidance system Leica 3D semi-automatic | + |
| Preparation for machine guidance system | + |
| Preparation for weighing system | + |

● = Standard, + = Option

¹⁾ Equipment not individually available, but only as predefined packages

Non-exhaustive list, please contact us for further information.

Options and /or special equipment, supplied by vendors other than Liebherr, are only to be installed with the knowledge and approval of Liebherr in order to retain warranty.

Liebherr-France SAS

2 avenue Joseph Rey, B.P. 90287 • 68005 Colmar Cedex, France • Phone +33 389 213030
info.lfr@liebherr.com • www.liebherr.com • www.facebook.com/LiebherrConstruction