



110 USt



203 ft



210 ft



249 ft



8 ft 4 in

# The master of all roads

## LTM 1100-5.3

Mobile crane  
Grue mobile

# LIEBHERR

Mobile and crawler cranes



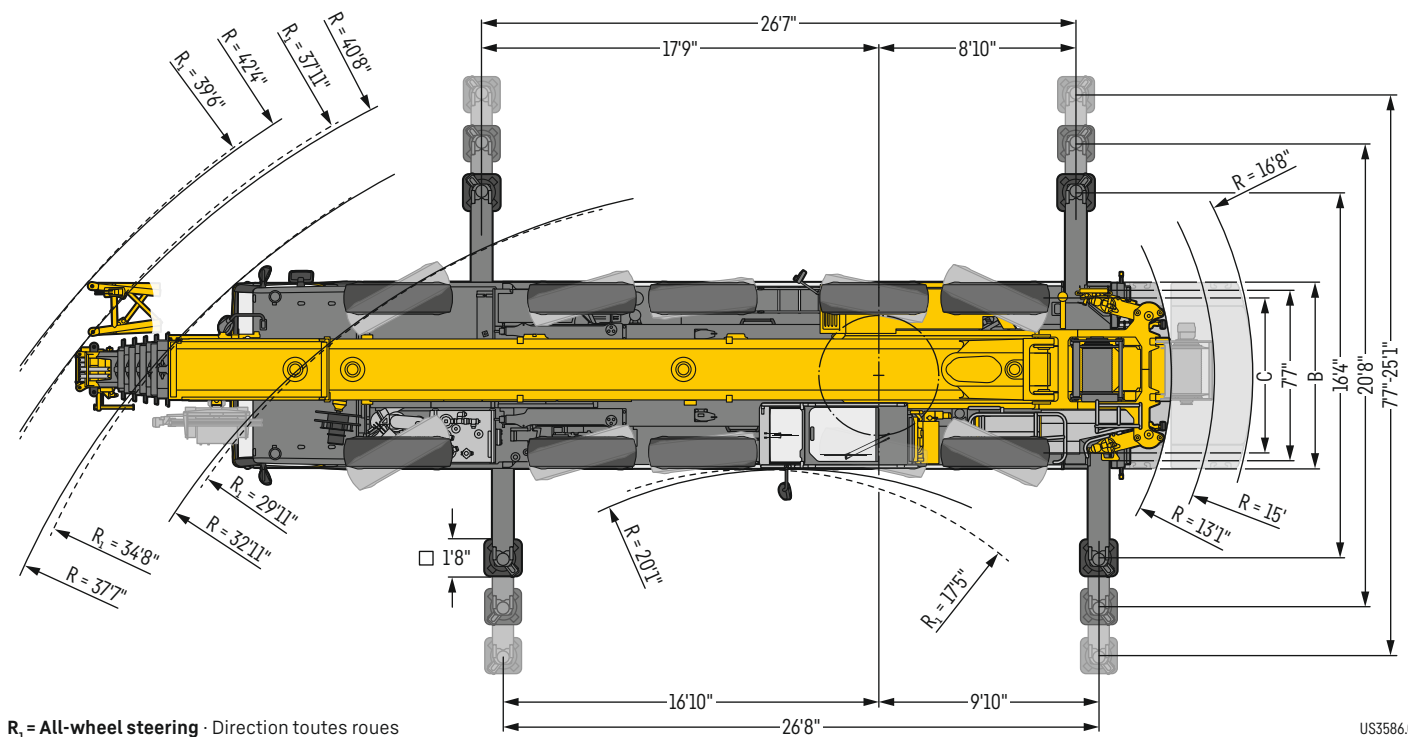
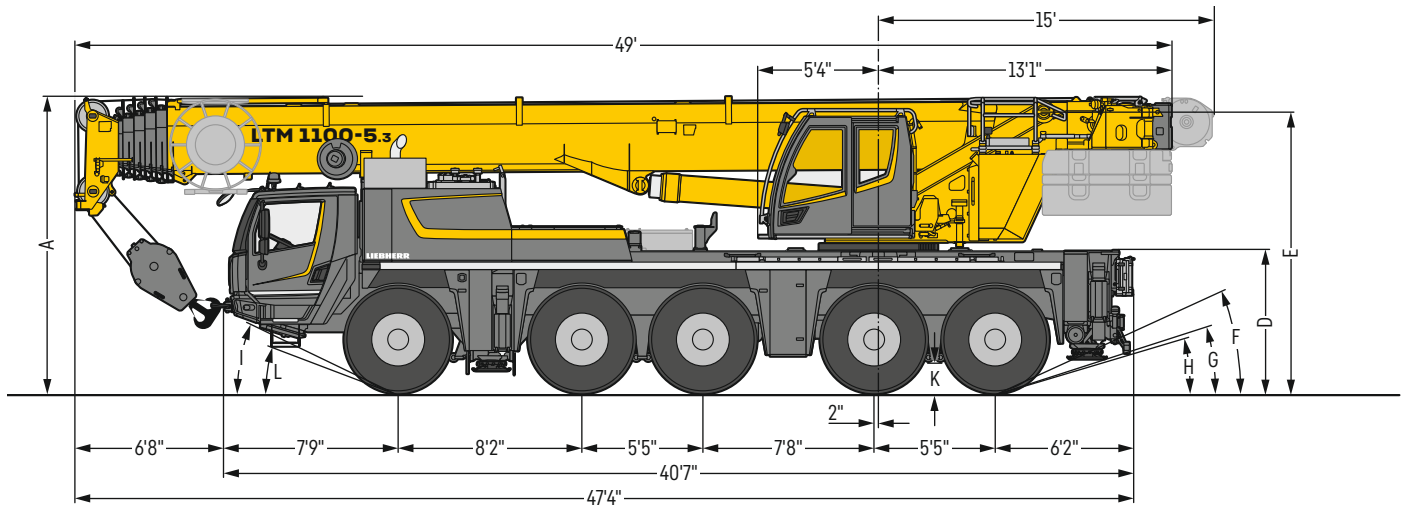
# Technical data

## Caractéristiques technique

---

<b>Dimensions</b>	
Encombrement .....	3
<b>Mobile Crane</b>	
Grue mobile .....	4-5
<b>New features</b>	
Nouveautés .....	6-8
<b>ZF-TraXon DynamicPerform</b> .....	9
<b>Counterweight radius</b>	
Rayon de contrepoids .....	10
<b>Counterweight</b>	
Contrepoids .....	10
<b>On-road driving, jobsite driving</b>	
Déplacement sur route, déplacement sur chantier .....	11
<b>Crane data</b>	
Dates de la grue .....	12
<b>Boom/jib combinations</b>	
Configurations de flèche .....	13
<b>T</b> .....	14-18
<b>TK/TNZK</b> .....	19-23
<b>TK</b> .....	24-26
<b>Equipment</b>	
Équipement .....	27-28
<b>Description of symbols</b>	
Explication des symboles .....	29
<b>Remarks</b>	
Remarques .....	30

# Dimensions Encombrement



R<sub>1</sub> = All-wheel steering · Direction toutes roues

US3586.02

## Dimensions · Encombrement

	A	A 4"*	B	C	D	E	F	G	H	I	K	L
445/95 R 25 (16.00 R 25)	13'1"	12'10"	8'4"	6'11"	6'3"	12'5"	25°	17°	16°	27°	1'4"	19°
525/80 R 25 (20.5 R 25)	13'1"	12'10"	8'10"	6'11"	6'3"	12'5"	25°	17°	16°	27°	1'4"	19°

\* lowered · abaissé

# LTM 1100-5.3

LICCON3

The third generation LICCON control system features the same time-tested operation as previous generations and adds a fast data bus, significantly more storage space and greater computing power. LICCON3 cranes are prepared for telemetry and fleet management.


La troisième génération de la commande LICCON est basée sur la commande éprouvée et marque des points avec un bus de données plus rapide, un espace de stockage nettement plus grand et une puissance de calcul plus importante. Les grues LICCON3 sont préparées pour la télémétrie et la gestion de flotte.



### Narrow vehicle width for global flexibility

Faible largeur du véhicule assurant de la flexibilité dans le monde entier





203 ft



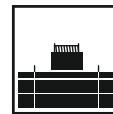
31 ft - 53 ft



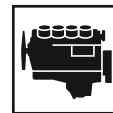
6 ft 7 in



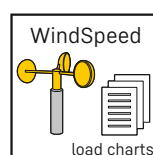
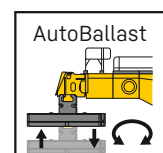
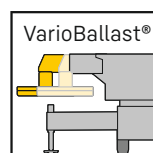
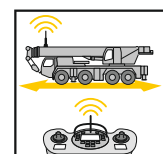
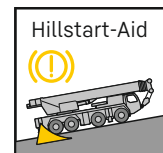
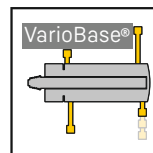
8 ft 4 in (445/95 R 25)



49,600 lb



400 kW (544 h.p.)



# New features

## Nouveautés

---



**Modern design featuring premium materials and timeless form.**

Design moderne grâce à des matériaux de qualité supérieure et une ligne intemporelle.



**Ergonomic features such as a side window roller blind and central locking system with remote control key (option).**

Détails ergonomiques comme un store latéral et un système de fermeture centrale avec une radiocommande (option).



**Spacious driver's cab with lots of useful trays and storage compartments.**

Cabine du grutier avec de nombreuses tablettes et de nombreux compartiments de rangement utiles.

**Multifunction steering wheel and multifunction display, for example, to control the cruise control function and display the tyre pressures (option).**

Volant multifonctions et affichage multifonctions par exemple pour la commande de la fonction régulateur de vitesse et affichage de la pression des pneumatiques (option).



**Simple, fast control of all main functions using key modules.**

Commande simple et rapide de toutes les fonctions importantes avec des modules de touches.



**Functional crane operator's cab with great visibility and useful storage trays, can be tilted 20° backwards.**

Cabine de grue fonctionnelle avec un vaste champ de vision et des tablettes utiles, inclinables de 20° en arrière.



# New features

## Nouveautés

---

**Intuitive control using simple key modules, interactive display and time-tested components.**

Commande intuitive avec un module de touches simple, un affichage interactif et des composants éprouvés.



**LED driving light (option) to improve visibility and durability.**

Feux de route version LED (option) pour une meilleure visibilité et une meilleure longévité.



**LED working light to perfectly illuminate the complete working area.**

Éclairage de travail LED pour un éclairage optimal de la zone de travail complète.




# ZF-TraXon DynamicPerform



**Automated shift gearbox, Oil-cooled multi-disk clutch**  
Boîte de vitesses automatisée, Embrayage multidisque sous bain d'huile

## **Wet multidisks ensure durable starts and wear-free manoeuvring**

Le multidisque humide garantit un démarrage durable et un maniement sans usure



## **Cooling oil circuit prevents overheating and downtime**

Le circuit d'huile de refroidissement protège contre surchauffes et temps d'arrêt



**Hillstart Aid makes starting on gradients easier. Move off safely and easily without rolling backwards.**

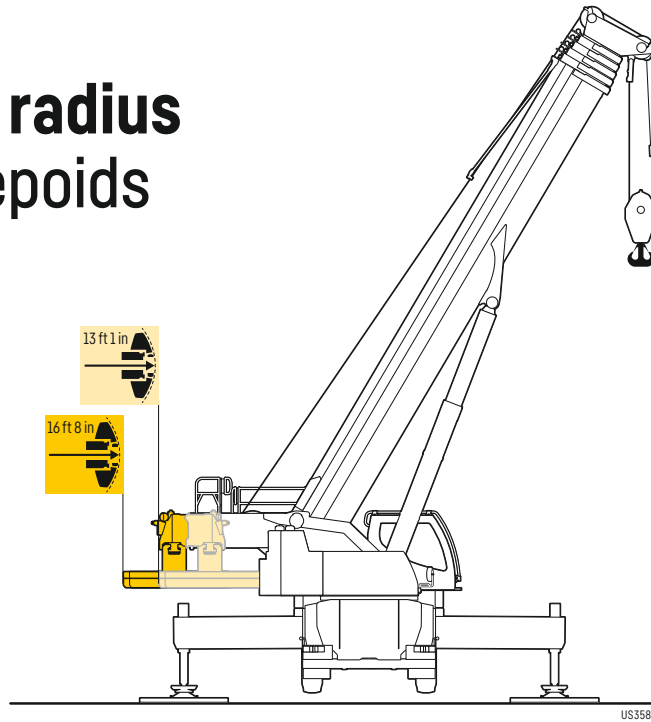
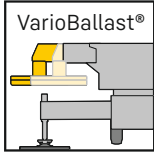
La fonction Hillstart-Aid facilite le démarrage en côte. Démarrage sûr et facile sans recul du véhicule.



**Automatic regulation of the engine speed during crane mode reduce fuel about 10 %**

Régulation automatique de la vitesse du moteur pendant les travaux avec la grue permet de réduire la consommation de carburant jusqu'à env. 10 %

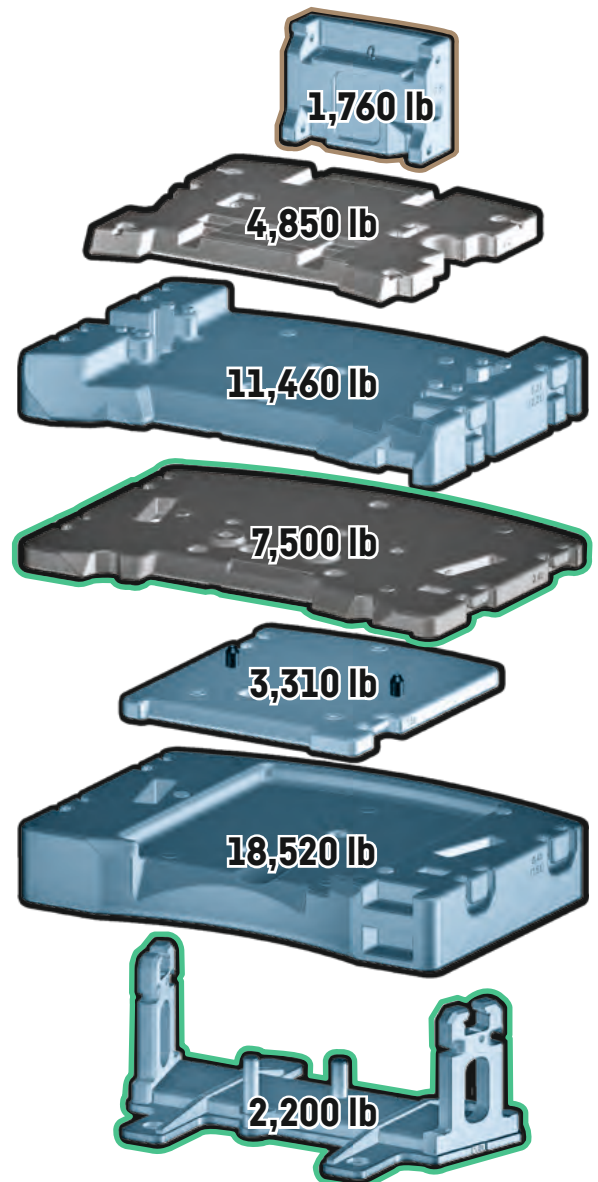
# VarioBallast Counterweight radius Rayon de contrepoids



## Counterweight Contrepoids




- **19,840 lb axle load**  
19,480 lb de charge par essieu
- **26,450 lb axle load**  
26,450 lb de charge par essieu
- **22,050 lb axle load**  
22,050 lb de charge par essieu
- **Technically transportable**  
Transport techniquement simplifié



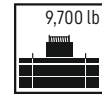
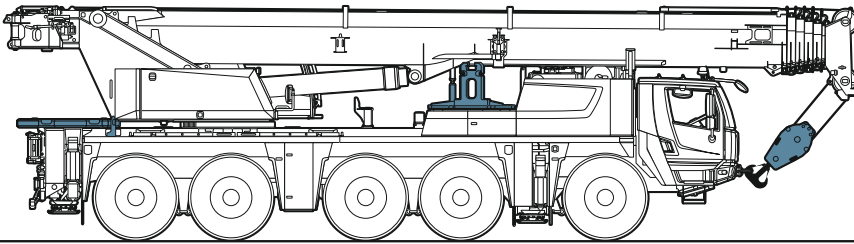
### Option • option

**Special ballast, one piece base plate**  
Lest spécial, plaque de base d'une seule pièce



# On-road driving

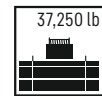
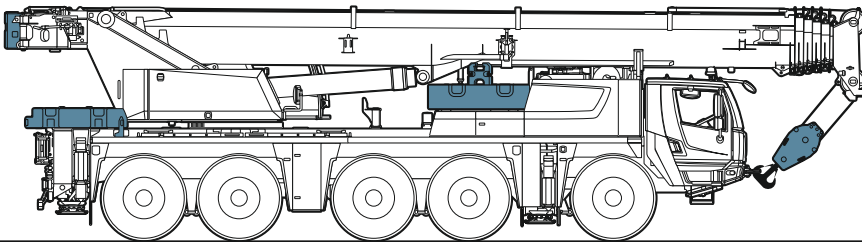
## Déplacement sur route



only with standard counterweight  
seulement avec standard contrepoids

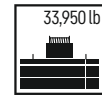
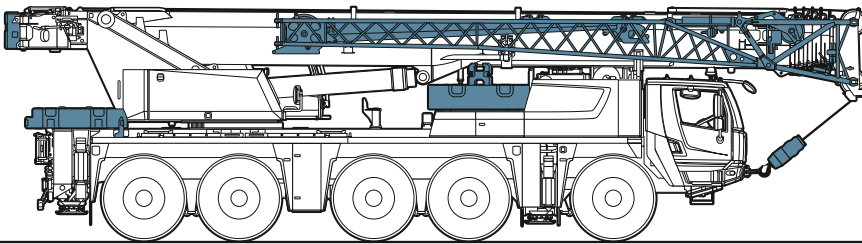
≤ 105,800 lb

≤ 22,050 lb ≤ 22,050 lb ≤ 22,050 lb ≤ 19,850 lb ≤ 19,850 lb



≤ 132,300 lb

≤ 26,450 lb ≤ 26,450 lb ≤ 26,450 lb ≤ 26,450 lb ≤ 26,450 lb

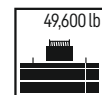
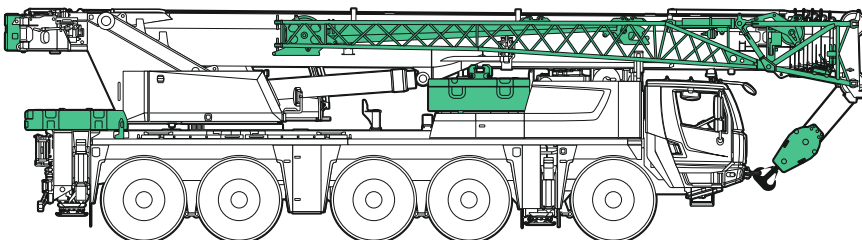


≤ 132,300 lb

≤ 26,450 lb ≤ 26,450 lb ≤ 26,450 lb ≤ 26,450 lb ≤ 26,450 lb

# Jobsite driving

## Déplacement sur chantier



≤ 147,700 lb





≤ 29,760 lb ≤ 29,760 lb ≤ 29,760 lb ≤ 29,760 lb ≤ 29,760 lb

US3587.03









# Crane data

## Dates de la grue

### Hook block - Moufles à crochet

			
151,000 lb	7	12	1,675 lb
130,500 lb	5	10	1,280 lb
93,260 lb	3	7	1,125 lb
41,225 lb	1	3	730 lb
13,900 lb	-	1	350 lb

### Crane carrier - Châssis porteur










	 min.	 max.			
445/95 R 25 (16.00 R 25)	0.3	53	56,5		12 / R2
525/80 R 25 (20.5 R 25)	0.3	53	56,5		4 / R2

Theoretical gradeability - aptitude théorique en pente

### Max. supporting forces - Forces d'appui max.

		
Fmax	95,000 lb	125,000 lb

### Crane superstructure - Partie tournante

			
 0 - 427 ft/min single line · au brin simple	17 mm	787 ft	14,160 lb
 0 - 427 ft/min single line · au brin simple	17 mm	787 ft	14,160 lb
 0 - 1.4 rpm			
 approx. 55 seconds to reach 83° boom angle env. 55 s jusqu'à 83°			
 approx. 429 seconds for boom extension from 43 ft - 203 ft env. 429 s pour passer de 43 ft - 203 ft			


# Boom/jib combinations

## Configurations de flèche


**T**      **Telescopic boom** - Flèche télescopique

**K/NZK**   **Mechanically/hydraulically adjustable folding jib**  
Pointe pliante réglable mécaniquement/hydrauliquement


**K**      **Assembly jib**  
Fléchette de montage



T



TK/TNZK



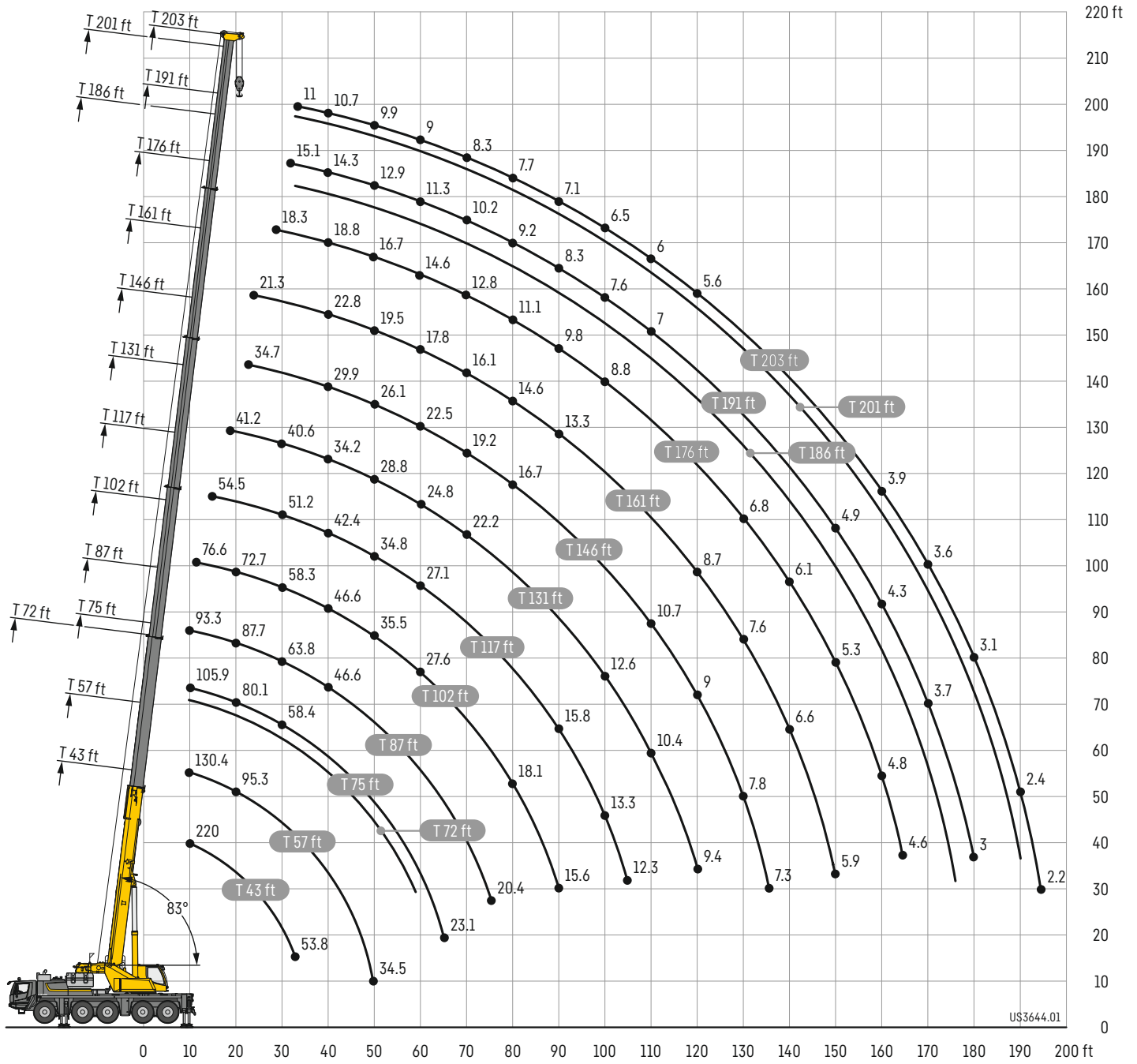
TK

S3588

# Lifting heights

## Hauteurs de levage

T



# Lifting capacities

## Forces de levage

T



	43 ft	57 ft	72 ft	75 ft	87 ft	102 ft	117 ft	131 ft	146 ft	161 ft	176 ft	186 ft	191 ft	201 ft	203 ft		
10	220	130.4	130.4	118.2	105.9	93.3										10	
11	144.3	130.4	130.4	118.2	105.5	93.3										11	
12	139	129.6	130.2	118.2	104.1	93.3	76.6									12	
13	134	127.3	127.5	118.2	101.3	93.3	77.8									13	
14	129.5	121.7	121.5	118.2	98	93.3	77.5									14	
15	124.2	116.2	116	115.9	94.7	93.3	77.2	54.5								15	
16	118.4	111.1	111.6	111.2	91.4	93.3	76.6	54.5								16	
17	112.6	106.6	106.9	106.8	88.3	93.3	76	54.5								17	
18	107.2	102.1	102.5	102.3	85.4	92	75.2	54.5	41.2							18	
19	102.3	98.2	98.8	98.6	82.4	90.1	74.2	54.5	41.2							19	
20	98	94.5	95.3	94.7	80.1	87.7	72.7	54.5	41.2							20	
22	88.7	87.8	88.6	87.9	75.6	83.1	69.2	54.5	41.2	34.7						22	
24	80.8	80.6	82	81.5	70.8	79.2	66.3	54.5	41.2	34.6	21.3					24	
26	73.7	73.7	75.2	75.2	66.1	74.3	63.1	54.5	41.2	34.1	26.2					26	
28	67.7	67.6	68.8	69.2	62.1	68.6	60.6	53.2	41.1	33.6	25.9	18.3				28	
30	62.5	62.4	63.8	63.8	58.4	63.8	58.3	51.2	40.6	33.1	25.6	20.1				30	
32	57.9	57.9	59.2	59.8	55.2	59.3	56	49.1	39.3	32.5	25.2	19.9	14.6	15.1		32	
34	53.8	53.8	55.1	55.8	51.9	55.4	53.9	47.3	38	31.9	24.7	19.7	14.4	15	11.3	11	34
36			52.2	52	48.3	51.6	51.6	45.6	36.7	31.2	24.1	19.4	14.1	14.8	11.2	10.9	36
38			48.9	48.6	44.8	48.6	49.1	44.1	35.5	30.5	23.5	19.1	13.8	14.5	11.1	10.8	38
40			46	46	42.8	46.6	46.6	42.4	34.2	29.9	22.8	18.8	13.5	14.3	10.9	10.7	40
45			39.8	39.8	37.1	40.9	40.4	38.4	31.5	28	21.1	17.9	12.6	13.7	10.6	10.3	45
50			34.5	35.7	32.5	35.9	35.5	34.8	28.8	26.1	19.5	16.7	11.8	12.9	10.1	9.9	50
55				31.5	28.2	31.6	31.2	30.6	26.2	24.3	18.6	15.5	11	12.1	9.6	9.4	55
60				28	24.7	28.1	27.6	27.1	24.8	22.5	17.8	14.6	10.3	11.3	9.2	9	60
65					23.1	25.1	24.7	24.1	23.5	20.7	16.9	13.7	9.7	10.7	8.7	8.6	65
70						22.6	22.2	21.6	22.2	19.2	16.1	12.8	9.2	10.2	8.4	8.3	70
75						20.4	20	19.7	20.1	17.9	15.3	11.9	8.8	9.7	8.1	8	75
80							18.1	18.7	18.3	16.7	14.6	11.1	8.3	9.2	7.8	7.7	80
85							16.5	17.2	16.6	15.5	13.9	10.4	7.8	8.7	7.4	7.4	85
90							15.6	15.8	15.1	14.4	13.3	9.8	7.5	8.3	7.1	7.1	90
95								14.4	13.8	13	12.6	9.3	7.1	7.9	6.8	6.8	95
100								13.3	12.6	12.2	11.9	8.8	6.8	7.6	6.6	6.5	100
105								12.3	11.5	11.4	10.9	8.4	6.5	7.3	6.3	6.3	105
110									10.4	10.7	9.9	8	6.2	7	6.1	6	110
115									9.7	9.7	9.1	7.6	6	6.7	5.9	5.8	115
120									9.4	9	8.7	7.3	5.7	6.4	5.6	5.6	120
125										8.4	8.2	7.1	5.5	6.1	5.4	5.3	125
130										7.8	7.6	6.8	5.3	5.9	5.2	5.1	130
135										7.3	7.1	6.6	5.1	5.6	5.1	4.9	135
140											6.6	6.1	4.9	5.4	4.9	4.7	140
145											6.1	5.7	4.7	5.1	4.7	4.5	145
150											5.9	5.3	4.5	4.9	4.5	4.3	150
155												4.9	4.4	4.7	4.3	4.1	155
160												4.8	4.2	4.3	4.1	3.9	160
165												4.6	4.1	4	3.9	3.8	165
170													4	3.7	3.8	3.6	170
175													3.9	3.3	3.5	3.4	175
180														3	3.2	3.1	180
185															2.8	2.7	185
190															2.6	2.4	190
195																2.2	195

\* ± 0° over rear - en arriere

t.280.001\_00001\_00\_000 / 001\_00060\_00\_000 / 001\_02032\_00\_000

# Lifting capacities

## Forces de levage

T



	43 ft	57 ft	72 ft	75 ft	87 ft	102 ft	117 ft	131 ft	146 ft	161 ft	176 ft	186 ft	191 ft	201 ft	203 ft	
10	130.4	130.4	118.2	105.9	93.3											10
11	130.4	130.4	118.2	105.5	93.3											11
12	129.2	129.7	118.2	104.1	93.3	76.6										12
13	125.5	125.7	118.2	101.3	93.3	77.8										13
14	119.9	119.7	117.5	98	93.3	77.5										14
15	114.4	114.3	114.3	94.7	93.3	77.2	54.5									15
16	109.5	109.9	109.6	91.4	93.3	76.6	54.5									16
17	105	105.3	105.2	88.3	93.3	76	54.5									17
18	100.6	101.3	100.7	85.4	92	75.2	54.5	41.2								18
19	96	97.3	96	82.4	90.1	74.2	54.5	41.2								19
20	91.6	92.9	91.8	80.1	87.7	72.7	54.5	41.2								20
22	82.7	83.8	83.9	75.6	82.2	69.2	54.5	41.2	34.7							22
24	75	76.5	76.4	70.8	75.4	66.3	54.5	41.2	34.6	21.3						24
26	68.6	70	70.1	65.9	69.4	63.1	54.5	41.2	34.1	26.2						26
28	62.8	64	64.4	60.8	63.9	60.6	53.2	41.1	33.6	25.9	18.3					28
30	57.9	59.4	59.4	55.6	59.4	58.3	51.2	40.6	33.1	25.6	20.1					30
32	53.7	55.7	55.6	51.5	55.2	55.2	49.1	39.3	32.5	25.2	19.9	14.6	15.1			32
34	49.8	51.9	51.8	49.1	52.4	51.9	47.3	38	31.9	24.7	19.7	14.4	15	11.3	11	34
36		48.6	48.2	46	49.2	48.7	45.6	36.7	31.2	24.1	19.4	14.1	14.8	11.2	10.9	36
38		45.4	45.6	42.8	46.4	45.6	44.1	35.5	30.5	23.5	19.1	13.8	14.5	11.1	10.8	38
40		42.5	43.5	40.1	43.6	43.2	42.2	34.2	29.9	22.8	18.8	13.5	14.3	10.9	10.7	40
45		36.4	37.3	33.9	37.4	37	36.5	31.5	28	21.1	17.9	12.6	13.7	10.6	10.3	45
50		31.5	32.3	29.1	32.5	32.1	31.6	28.8	26.1	19.5	16.7	11.8	12.9	10.1	9.9	50
55			28.4	26.4	28.5	28.1	27.6	26.2	24.3	18.6	15.5	11	12.1	9.6	9.4	55
60			25.1	23.2	25.2	24.8	24.3	24.7	22.5	17.8	14.6	10.3	11.3	9.2	9	60
65				21.4	22.5	22.1	22.1	22.2	20.6	16.9	13.7	9.7	10.7	8.7	8.6	65
70					19.9	19.4	20.3	19.7	18.8	16.1	12.8	9.2	10.2	8.4	8.3	70
75					17.6	18.1	18.1	17.3	16.5	15.3	11.9	8.8	9.7	8.1	8	75
80						16.5	16.1	15.4	15.1	14.6	11.1	8.3	9.2	7.8	7.7	80
85						14.8	14.4	13.7	13.8	13.3	10.4	7.8	8.7	7.4	7.4	85
90						13.4	12.9	12.4	12.6	11.9	9.8	7.5	8.3	7.1	7.1	90
95							11.6	11.6	11.3	11	9.3	7.1	7.9	6.8	6.8	95
100							10.5	10.9	10.1	10	8.8	6.8	7.6	6.6	6.5	100
105							9.5	9.8	9.2	9	8.3	6.5	7.3	6.3	6.3	105
110								9	8.5	8.2	7.7	6.2	7	6.1	6	110
115								8.3	7.8	7.5	7.2	6	6.7	5.9	5.8	115
120								7.7	7.2	7	6.5	5.7	6.3	5.6	5.6	120
125									6.6	6.6	6.1	5.5	5.8	5.4	5.3	125
130									6.2	6	5.8	5.3	5.3	5.2	5.1	130
135									6.1	5.5	5.3	5.1	4.8	5	4.8	135
140										5.1	4.9	4.9	4.4	4.5	4.4	140
145										4.8	4.5	4.6	4	4.1	4	145
150										4.4	4.1	4.2	3.6	3.8	3.7	150
155											3.8	3.8	3.2	3.4	3.3	155
160											3.5	3.5	2.9	3.1	3	160
165											3.2	3.2	2.5	2.7	2.6	165
170												2.9	2.2	2.4	2.3	170
175												2.7	1.9	2.1	2	175
180													1.6	1.8	1.7	180

t\_280\_001\_00066\_00\_000 / t\_280\_001\_02038\_00\_000

# Lifting capacities

## Forces de levage

T



	43 ft	57 ft	72 ft	75 ft	87 ft	102 ft	117 ft	131 ft	146 ft	161 ft	176 ft	186 ft	191 ft	201 ft	203 ft	
10	130.4	130.4	118.2	105.9	93.3											10
11	130.4	130.4	118.2	105.5	93.3											11
12	129	129.5	118.2	104.1	93.3	76.6										12
13	124.8	125	118.2	101.3	93.3	77.8										13
14	119.3	119.1	117.2	98	93.3	77.5										14
15	113.8	113.7	113.7	94.7	93.3	77.2	54.5									15
16	108.9	109.3	109	91.4	93.3	76.6	54.5									16
17	104.4	104.7	104.6	88.3	93.3	76	54.5									17
18	100	100.3	99.1	85.4	92	75.2	54.5	41.2								18
19	94	95.7	94.4	82.4	90.1	74.2	54.5	41.2								19
20	89.4	91	90.1	80.1	87.6	72.7	54.5	41.2								20
22	80.7	81.8	81.9	75.5	80.6	69.2	54.5	41.2	34.7							22
24	73.2	74.7	74.6	70.3	73.6	66.3	54.5	41.2	34.6	21.3						24
26	66.8	68.3	68.4	64.3	67.7	63.1	54.5	41.2	34.1	26.2						26
28	61.2	62.4	62.9	59.3	62.3	60.6	53.2	41.1	33.6	25.9	18.3					28
30	56.4	58.5	58	54.1	58	57.8	51.2	40.6	33.1	25.6	20.1					30
32	52.3	54.3	54.2	51.3	54.8	54.1	49.1	39.3	32.5	25.2	19.9	14.6	15.1			32
34	48.5	50.5	50.5	48.2	51.5	50.7	47.3	38	31.9	24.7	19.7	14.4	15	11.3	11	34
36		47.2	47.7	44.7	48.1	47.5	45.5	36.7	31.2	24.1	19.4	14.1	14.8	11.2	10.9	36
38		44	44.9	41.5	45.1	44.4	43.5	35.5	30.5	23.5	19.1	13.8	14.5	11.1	10.8	38
40		41.1	42.1	38.7	42.1	41.8	41.2	34.2	29.9	22.8	18.8	13.5	14.3	10.9	10.7	40
45		35.1	36	32.6	36.1	35.7	35.3	31.5	28	21.1	17.9	12.6	13.7	10.6	10.3	45
50		30.4	31.2	29	31.4	31	30.4	28.7	26.1	19.5	16.7	11.8	12.9	10.1	9.9	50
55			27.4	25.4	27.5	27.1	26.5	26.2	24.3	18.6	15.5	11	12.1	9.6	9.4	55
60			24.1	22.9	24.2	23.7	23.6	23.8	22.4	17.8	14.6	10.3	11.3	9.2	9	60
65				20	21	20.6	21.6	20.7	19.9	16.9	13.7	9.7	10.7	8.7	8.6	65
70					18.5	19.2	18.9	18.2	17.4	16.1	12.8	9.2	10.2	8.4	8.3	70
75					16.3	17.2	16.7	16	15.8	15.3	11.9	8.8	9.7	8.1	8	75
80						15.3	14.9	14.3	14.4	13.8	11.1	8.3	9.2	7.8	7.7	80
85						13.7	13.2	13	12.9	12.4	10.4	7.8	8.7	7.4	7.4	85
90						12.3	11.9	12.2	11.5	11.4	9.8	7.5	8.3	7.1	7.1	90
95							10.6	11	10.3	10.1	9.2	7.1	7.9	6.8	6.8	95
100							9.9	9.9	9.3	9.1	8.5	6.8	7.6	6.6	6.5	100
105							9.4	9	8.5	8.2	7.9	6.5	7.3	6.3	6.3	105
110								8.3	7.8	7.6	7.2	6.2	6.9	6.1	6	110
115								7.6	7.1	7.1	6.6	6	6.3	5.9	5.8	115
120								7	6.7	6.5	6.2	5.7	5.7	5.6	5.6	120
125									6.4	5.9	5.7	5.5	5.2	5.3	5.2	125
130									6	5.4	5.2	5.3	4.7	4.8	4.7	130
135									5.5	5.1	4.8	4.8	4.2	4.4	4.3	135
140										4.7	4.3	4.4	3.8	4	3.9	140
145										4.3	4	4	3.4	3.6	3.5	145
150										3.9	3.6	3.7	3.1	3.2	3.1	150
155											3.3	3.3	2.7	2.9	2.8	155
160											3	3	2.3	2.5	2.4	160
165											2.7	2.7	2	2.2	2.1	165
170												2.4	1.7	1.9	1.8	170
175												2.1		1.6		175

t\_280\_001\_00068\_00\_000 / t\_280\_001\_02040\_00\_000

# Lifting capacities

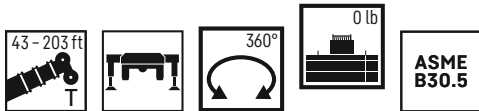
## Forces de levage

T



	43 ft	57 ft	72 ft	75 ft	87 ft	102 ft	117 ft	131 ft	146 ft	161 ft	176 ft	186 ft	191 ft	201 ft	203 ft	
10	130.4	130.4	118.2	105.9	93.3											10
11	130	130.2	118.2	105.5	93.3											11
12	127.6	128	118.2	104.1	93.3	76.6										12
13	121.4	120.3	115.9	101.3	93.3	77.8										13
14	113	111.7	110.5	98	93.3	77.5										14
15	105.2	104.5	104.4	94.7	93.3	77.2	54.5									15
16	98.5	99.2	98.2	91.4	92.1	76.6	54.5									16
17	92.7	92.6	92.5	87.6	90.3	76	54.5									17
18	86.7	87.2	87	83	85.5	75.1	54.5	41.2								18
19	81.1	82.9	82.3	77.7	80.4	73.5	54.5	41.2								19
20	77	78.6	78	73	75.1	70.7	54.5	41.2								20
22	69.3	71.1	70.7	66.9	68.5	63.8	54.5	41.2	34.7							22
24	62.7	64.9	63.9	59	61.6	57.7	53.3	41.2	34.6	21.3						24
26	56.8	58.7	58.7	52.7	55.8	52.3	48.4	41.2	34.1	26.2						26
28	51.4	53.3	53.2	47.6	50.5	47.7	44.3	40.8	33.6	25.9	18.3					28
30	46.8	48.6	48.7	44.3	46.5	43.7	40.8	37.7	33.1	25.6	20.1					30
32	42.4	44.7	44.6	41.1	42.7	40.1	37.4	35.6	32.5	25.2	19.9	14.6	15.1			32
34	37.4	40.2	41	38	39.3	37.1	34.8	34	31.6	24.7	19.7	14.4	15	11.3	11	34
36		35.9	37.4	35.6	36.5	34.4	33.1	31.7	29.3	24.1	19.4	14.1	14.8	11.2	10.9	36
38		32.3	33.6	32.5	33.7	31.7	31.4	29.4	27	23.5	19.1	13.8	14.5	11.1	10.8	38
40		29.3	30.6	29.5	30.8	29.9	29.5	27.2	25.7	22.8	18.8	13.5	14.3	10.9	10.7	40
45		23.3	24.6	23.3	25.1	25.8	25	23.3	22.1	20.5	17.9	12.6	13.7	10.6	10.3	45
50		19	20.1	19	21.3	21.3	20.8	20.5	19.5	18.4	16.7	11.8	12.9	10.1	9.9	50
55			16.7	15.6	17.8	17.8	17.8	17.8	17.1	16.1	14.7	11	12.1	9.6	9.4	55
60			14	13	15.1	15.1	15.6	15	14.5	14	12.8	10.3	11.3	9.2	9	60
65				10.8	12.8	13	13.3	12.8	12.2	11.8	11.1	9.7	10.4	8.7	8.6	65
70					11	11.1	11.5	11	10.6	10.3	9.9	9.2	9.2	8.4	8.3	70
75					9.5	9.6	9.8	9.4	9.5	9	8.5	8.4	7.8	7.8	7.7	75
80						8.5	8.7	8.4	8.4	7.9	7.4	7.4	6.7	6.9	6.8	80
85						7.5	7.7	7.5	7.4	6.9	6.5	6.5	5.8	6	5.9	85
90						6.7	6.9	6.6	6.6	6.1	5.7	5.7	5.1	5.2	5.1	90
95						6.2	6.2	5.9	5.8	5.4	5	5	4.3	4.5	4.4	95
100						5.5	5.5	5.3	5.2	4.8	4.3	4.4	3.7	3.9	3.8	100
105						5	5	4.7	4.6	4.2	3.8	3.8	3.2	3.3	3.2	105
110								4.2	4.1	3.7	3.3	3.3	2.6	2.8	2.7	110
115								3.7	3.7	3.2	2.8	2.8	2.1	2.3	2.2	115
120								3.3	3.2	2.8	2.4	2.4		1.7	1.5	120
125									2.9	2.4	2	2.1				125
130									2.5	2		1.6				130
135									2.2							135

t\_280\_001\_00083\_00\_000 / t\_280\_001\_02055\_00\_000



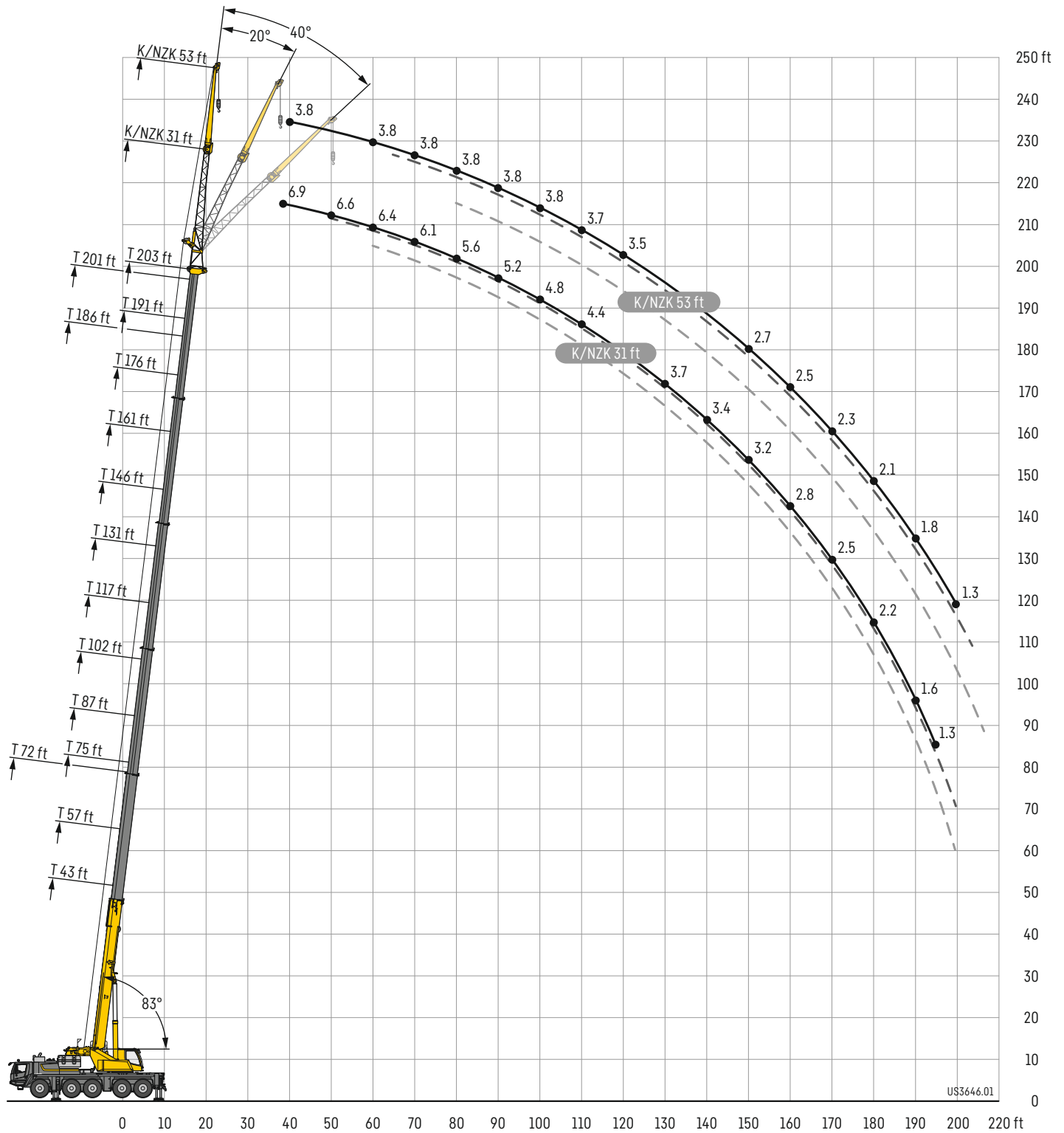
	43 ft	57 ft	72 ft	75 ft	87 ft	102 ft	117 ft	131 ft	146 ft	161 ft	176 ft	186 ft	191 ft	201 ft	203 ft	
10	130.4	130.4	118.2	105.9	93.3											10
11	128.1	128.8	118.2	105.5	93.3											11
12	122.9	122.2	117.7	104.1	93.3	76.6										12
13	114.2	112.4	111.9	101.3	93.3	77.8										13
14	105.6	104.3	105.1	98	93.3	77.5										14
15	98	98.4	97.7	91	89.2	77.2	54.5									15
16	91.8	92.6	91.5	83.4	83.5	75.3	54.5									16
17	86.4	86.4	85	78.2	78.7	72.7	54.5									17
18	80.7	81.3	78.1	73.2	74.2	68.7	54.5	41.2								18
19	75.4	77.8	74	67.1	69.6	64	54.5	41.2								19
20	71.6	73.4	69.7	62.5	65	60	54.5	41.2								20
22	64.2	64.4	61.5	55.6	57.5	53.1	49.3	41.2	34.7							22
24	57.1	56.7	54.5	50.5	51.3	47.9	44.1	40	34.6	21.3						24
26	50.7	50.6	48.8	46.4	46.3	42.9	39.5	38	34.1	26.2						26
28	43.2	45.4	43.9	41.9	41.3	38.4	37.6	34.7	31.4	25.9	18.3					28
30	37	39.9	39.4	37.5	37.4	36.2	34.2	31.5	29.2	25.5	20.1					30
32	32.1	34.9	35.6	33.8	33.8	33.4	31.1	28.8	26.9	24.6	19.9	14.6	15.1	11.3	11	32
34	28	30.9	32.2	30.6	31.3	30.5	28.6	26.5	25.4	22.9	19.7	14.4	15	11.3	11	34
36		27.4	28.9	27.5	29.4	28.2	26.3	25.2	23.8	21.7	19.3	14.1	14.8	11.2	10.9	36
38		24.4	25.8	24.5	27	25.9	24.4	23.8	22	20.6	18.7	13.8	14.5	11.1	10.8	38
40		21.9	23.4	22.1	24.5	24.1	23	22	20.5	19.2	17.6	13.5	14.3	10.9	10.7	40
45		17.1	18.4	17.1	19.5	19.9	18.6	17.1	16	14.9	12.6	13.7	10.6	10.3	10.3	45
50		13.6	14.7	13.6	15.9	16	16.4	15.7	14.5	13.9	13.1	11.8	11.8	10.1	9.9	50
55			12	12.1	13	13.2	13.5	13	12	11.1	10.8	11.8	9.9	9.5	9.4	55
60			9.7	9.9	10.8	10.9	11.3	10.9	10.7	10.1	9.4	9.3	8.3	8.3	8	60
65				8.4	9	9.1	9.4	9.1	9	8.4	7.9	7.9	7	6.9	6.7	65
70					7.8	7.9	8.1	7.9	7.8	7.2	6.7	6.7	5.9	5.9	5.7	70
75					6.8	6.8	7.1	6.8	6.7	6.1	5.7	5.7	4.8	4.9	4.8	75
80						5.9	6.2	5.9	5.8	5.3	4.8	4.8	3.9	4.1	3.9	80
85						5.2	5.4	5.1	5	4.5	4.1	4.1	3.2	3.3	3.1	85
90						4.5	4.7	4.4	4.4	3.8	3.4	3.4	2.5	2.7	2.4	90
95							4.1	3.8	3.8	3.3	2.7	2.8		1.8	1.6	95
100							3.6	3.3	3.2	2.7	2	2.1				100
105							3.1	2.8	2.8	2.2						105
110								2.4	2.3							110
115								2	1.8							115

t\_280\_001\_00088\_00\_000 / t\_280\_001\_02060\_00\_000

# Lifting heights

## Hauteurs de levage

# TK/TNZK

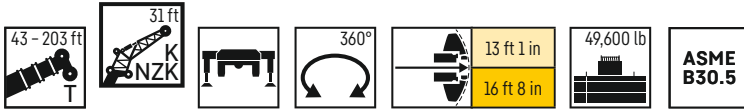


US3646.01

# Lifting capacities

## Forces de levage

# TK/TNZK



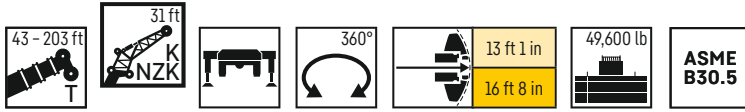
	43 ft			57 ft			72 ft			75 ft			87 ft			102 ft			117 ft			131 ft				
	K/TNZK 31 ft																									
	0°	20°	40°	0°	20°	40°	0°	20°	40°	0°	20°	40°	0°	20°	40°	0°	20°	40°	0°	20°	40°	0°	20°	40°		
10	27.7			27.7																					10	
11	27.7			27.7			27.7																			11
12	27.7			27.7			27.7																			12
13	27.7	23.9		27.7			27.7				24.4			14												13
14	27.7	23.4		27.7			27.7				23.7			27.7												14
15	27.7	22.9		27.7			27.7				22.9			27.7												15
16	27.7	22.4		27.7	22.3		27.7				22.2			27.7			14									16
17	27.7	21.9		27.7	21.9		27.7				21.4			27.7			27.5									17
18	27.7	21.4		27.7	21.5		27.7	21.5			20.8			27.7			27.4									18
19	27.7	21		27.7	21.1		27.7	21.2			20	17		27.7			27.3				14					19
20	27.7	20.4	13.4	27.7	20.8		27.7	20.9			19.3	16.5		27.7	14		27.1				24.9					20
22	26.9	19.3	12.9	27.7	20.1		27.7	20.3			18.1	15.5		27.7	20.3		26.7				24.7			14		22
24	25.3	18.2	12.4	27	19.1	12.6	27.6	19.7			17	14.7		27.3	19.8		26.3	19.8			24.4			21.5		24
26	23.7	17.3	11.9	26.3	18.2	12.2	27.2	19	12.4		15.9	13.9		26.7	19.4		25.9	19.4			24.2	19.1		21.3		26
28	22.1	16.4	11.6	25.1	17.4	11.9	26.3	18.3	12.1	15	13.2	11.8	26.1	18.8	12.2	25.4	19			23.8	18.7		21.2	14		28
30	20.5	15.6	11.2	23.8	16.7	11.5	25.4	17.6	11.8	14.1	12.5	11.4	25.5	18.2	13.8	24.9	18.6	12.1		23.5	18.4		21	17.6		30
32	19	14.9	10.9	22.3	16	11.2	24.4	16.9	11.5	13.3	11.8	10.9	24.9	17.6	13.5	24.4	18.1	13.7		23.1	18		20.7	17.3		32
34	17.5	14.2	10.5	20.7	15.3	10.9	23.4	16.3	11.3	12.6	11.3	10.4	24.2	17	13.2	23.9	17.5	13.5		22.7	17.7	11.7	20.4	17		34
36	16.3	13.6	10.2	19.5	14.8	10.6	22.3	15.8	11	11.9	10.7	9.9	23.4	16.5	12.9	23.4	17	13.2		22.3	17.3	13.2	20.2	16.7	11.5	36
38	15.2	13	10	18.4	14.2	10.4	21.2	15.2	10.8	11.3	10.2	9.5	22.6	16	12.7	22.9	16.5	12.9		21.9	16.9	12.9	19.9	16.4	13.2	38
40	14.2	12.5	9.7	17.4	13.7	10.2	19.9	14.7	10.6	10.7	9.7	9.2	21.8	15.5	12.4	22.3	16.1	12.7		21.5	16.5	12.7	19.6	16.2	12.9	40
45	12.2	11.3	9.3	14.9	12.6	9.7	17.5	13.6	10.1	9.5	8.8	8.4	19.7	14.4	11.9	20.8	15.1	12.1		20.5	15.5	12.3	19	15.4	12.4	45
50	10.5	10.4	9	13.1	11.6	9.3	15.6	12.7	9.7	8.6	8.1	7.8	17.5	14	11.4	19.2	14.1	11.7		19.5	14.6	11.8	18.3	14.6	12	50
55	9.3	9.6	8.8	11.7	10.8	9	13.9	11.8	9.4	7.8	7.4	7.2	15.9	13.8	11	17.5	13.8	11.3		18.4	14	11.4	17.6	14	11.6	55
60	8.4	9.1	8.7	10.4	10.1	8.8	12.6	11.1	9.1	7.2	6.9	6.7	14.3	13	10.6	15.9	13.6	10.9		17.1	13.8	11.1	16.9	13.9	11.3	60
65	7.6	8.9		9.5	9.6	8.7	11.3	10.5	8.9	6.6	6.4	6.3	13	12.2	10.3	14.7	13	10.6		15.8	13.2	10.8	16.1	13.9	11	65
70				8.7	9.2	8.7	10.3	10	8.8	6.2	6	5.9	12	11.3	10.1	13.4	12.1	10.4		14.6	12.5	10.5	15.1	13.6	10.7	70
75				8.1	8.9		9.5	9.5	8.7	5.7	5.6	5.5	11	10.6	9.9	12.4	11.2	10.1		13.6	11.8	10.3	14.1	13.2	10.5	75
80				7.5	8.9		8.9	9.2	8.7	5.4	5.2	5.2	10.3	10	9.7	11.6	10.4	9.9		12.7	11	10.1	13.2	12.7	10.3	80
85							8.3	9	8.7	5	4.9	4.9	9.5	9.5	9.4	10.7	10	9.7		11.8	10.5	9.9	12.5	12	10.1	85
90							7.9	8.9		4.7	4.7	4.7	9	9.2	9	10.1	9.7	9.3		11.1	10.1	9.6	11.7	11.4	10	90
95							7.5	8.9		4.5	4.4		8.6	9	8.7	9.5	9.4	8.8		10.4	9.8	9.2	11	10.8	9.8	95
100													8.2	8.9	8.7	9	9.2	8.7		9.9	9.6	8.9	10.4	10.2	9.7	100
105													7.8	8.9		8.6	9	8.7		9.4	9.3	8.6	9.8	9.6	9.6	105
110													7.6	7.3		8.2	8.9	8.7		9	9.1	8.6	9.2	9.2	9.3	110
115																7.9	8.8			8.6	8.9	8.6	8.4	8.7	8.9	115
120																7.6	8.8			8	8.3	8.3	7.7	8	8.2	120
125																7.4				7.5	7.6	7.7	7.1	7.4	7.5	125
130																				7	7.1		6.6	6.8	6.9	130
135																				6.8	6.8		6.1	6.2	6.3	135
140																				6.6			5.6	5.8	5.8	140
145																							5.2	5.3		145
150																							4.8	4.9		150
155																							4.4			155

t\_280\_002\_04033.00\_000 / t\_280\_002\_04468.00\_000

# Lifting capacities

## Forces de levage

# TK/TNZK



	146 ft			161 ft			176 ft			186 ft			191 ft			201 ft			203 ft			
	K/NZK 31 ft																					
	0°	20°	40°	0°	20°	40°	0°	20°	40°	0°	20°	40°	0°	20°	40°	0°	20°	40°	0°	20°	40°	
26	13																					26
28	17.8																					28
30	17.7			13.6																		30
32	17.5			13.6			10.5															32
34	17.4			13.5			10.5			8.1			8.3									34
36	17.3	15.5		13.5			10.5			8			8.3			7.1						36
38	17.1	15.3		13.5	12.8		10.5			8			8.2			7			6.9			38
40	16.9	15.1		13.4	12.7		10.4			7.9			8.2			7			6.8			40
45	16.5	14.6	10.6	13.1	12.5		10.2	9.9		7.7	7.4		8.1			6.9			6.7			45
50	16.1	14.1	10.3	12.6	12.2	11.5	9.8	9.5		7.5	7.2		7.9	7.8		6.8	6.7		6.6	6.5		50
55	15.6	13.5	10	12	11.5	11.2	9.4	9.1	8.9	7.3	7	6.8	7.7	7.6	7.5	6.7	6.5		6.6	6.4		55
60	14.7	13	9.7	11.2	10.8	10.6	9	8.7	8.5	7	6.8	6.5	7.5	7.3	7.2	6.6	6.3	6.2	6.4	6.3	6.2	60
65	13.7	12.4	9.5	10.5	10.1	10	8.6	8.4	8.2	6.7	6.5	6.3	7.2	7	6.9	6.4	6.2	6	6.3	6.1	6	65
70	12.7	12	9.4	9.9	9.6	9.4	8.2	8	7.9	6.5	6.3	6.2	6.9	6.7	6.6	6.2	6	5.9	6.1	5.9	5.9	70
75	11.8	11.5	9.2	9.4	9.1	9	7.9	7.7	7.6	6.2	6	6	6.6	6.5	6.4	5.9	5.8	5.7	5.9	5.7	5.7	75
80	10.9	10.8	9.1	8.9	8.7	8.6	7.5	7.4	7.3	5.9	5.8	5.8	6.4	6.2	6.1	5.7	5.6	5.6	5.6	5.5	5.5	80
85	10.2	10.1	8.9	8.5	8.3	8.2	7.1	7	7.1	5.7	5.6	5.5	6.1	6	5.9	5.4	5.4	5.4	5.4	5.4	5.3	85
90	9.5	9.5	8.8	8.1	7.9	7.9	6.8	6.7	6.8	5.4	5.3	5.3	5.9	5.8	5.7	5.2	5.2	5.2	5.2	5.2	5.1	90
95	9	9	8.6	7.7	7.6	7.6	6.5	6.5	6.5	5.2	5.1	5.1	5.7	5.6	5.5	5	5	5	5	5	5	95
100	8.5	8.5	8.4	7.4	7.2	7.3	6.3	6.2	6.2	4.9	4.9	4.9	5.4	5.4	5.3	4.8	4.8	4.8	4.8	4.8	4.8	100
105	8	8.1	8.1	7	6.9	7	6	5.9	6	4.7	4.7	4.8	5.2	5.2	5.2	4.6	4.6	4.7	4.6	4.6	4.6	105
110	7.6	7.7	7.7	6.6	6.6	6.7	5.7	5.7	5.7	4.5	4.5	4.6	5	5	5	4.4	4.4	4.5	4.4	4.4	4.4	110
115	7.3	7.3	7.4	6.3	6.3	6.4	5.5	5.5	5.5	4.3	4.3	4.4	4.8	4.8	4.8	4.2	4.2	4.3	4.2	4.2	4.3	115
120	6.9	6.9	7	6	6.1	6.1	5.3	5.2	5.3	4.1	4.1	4.2	4.6	4.6	4.6	4.1	4	4.1	4	4	4.1	120
125	6.3	6.6	6.7	5.7	5.7	5.8	5	5	5	3.9	3.9	4	4.4	4.4	4.5	3.9	3.9	3.9	3.9	3.9	3.9	125
130	5.8	6.1	6.3	5.4	5.5	5.5	4.8	4.8	4.9	3.7	3.7	3.8	4.2	4.2	4.3	3.7	3.7	3.8	3.7	3.7	3.8	130
135	5.3	5.6	5.7	5.1	5.2	5.3	4.6	4.6	4.7	3.6	3.6	3.6	4.1	4.1	4.1	3.6	3.6	3.6	3.6	3.6	3.6	135
140	5.1	5.1	5.2	4.8	5	5	4.4	4.4	4.5	3.4	3.4	3.5	3.9	3.9	4	3.4	3.4	3.5	3.4	3.4	3.5	140
145	4.9	4.9	4.9	4.4	4.7	4.7	4.2	4.2	4.3	3.2	3.3	3.3	3.7	3.8	3.8	3.3	3.3	3.4	3.3	3.3	3.3	145
150	4.6	4.7	4.8	4	4.2	4.3	4	4	4.1	3.1	3.1	3.2	3.6	3.6	3.7	3.2	3.2	3.2	3.2	3.1	3.2	150
155	4.2	4.4		3.8	3.8	3.9	3.7	3.8	3.9	2.9	3	3	3.5	3.5	3.5	3	3.1	3.1	3	3	3.1	155
160	3.8	4		3.6	3.6	3.7	3.4	3.6	3.7	2.8	2.8	2.9	3.3	3.3	3.4	2.9	2.9	3	2.8	2.9	2.9	160
165	3.5	3.6		3.5	3.5	3.5	3.1	3.2	3.3	2.7	2.7	2.7	3.2	3.2	3.2	2.8	2.8	2.8	2.7	2.7	2.8	165
170	3.2			3.3	3.4		2.9	3	3	2.6	2.6	2.6	2.9	3.1	3.1	2.6	2.7	2.7	2.5	2.6	2.7	170
175				3	3.1		2.8	2.8	2.9	2.4	2.5	2.5	2.6	2.8	2.9	2.5	2.6	2.6	2.4	2.5	2.5	175
180				2.6	2.7		2.7	2.7		2.3	2.4	2.4	2.3	2.5	2.6	2.3	2.4	2.5	2.2	2.3	2.4	180
185							2.6	2.6		2.2	2.2	2.3	2	2.2	2.2	2	2.2	2.3	1.9	2.1	2.2	185
190							2.3	2.4		2.1	2.1		1.7	1.8	1.9	1.7	1.9	2	1.6	1.8	1.9	190
195							2.1	2.1		2	2.1		1.4	1.5		1.4	1.6	1.6	1.3	1.5	1.6	195
200										1.8	1.9		1.1	1.3		1.1	1.3	1.3		1.2	1.2	200
205										1.6	1.6											205

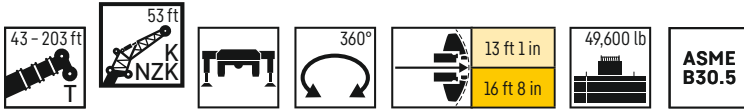
t\_280\_002\_04033.00.000 / t\_280\_002\_04468.00.000



# Lifting capacities

## Forces de levage

# TK/TNZK



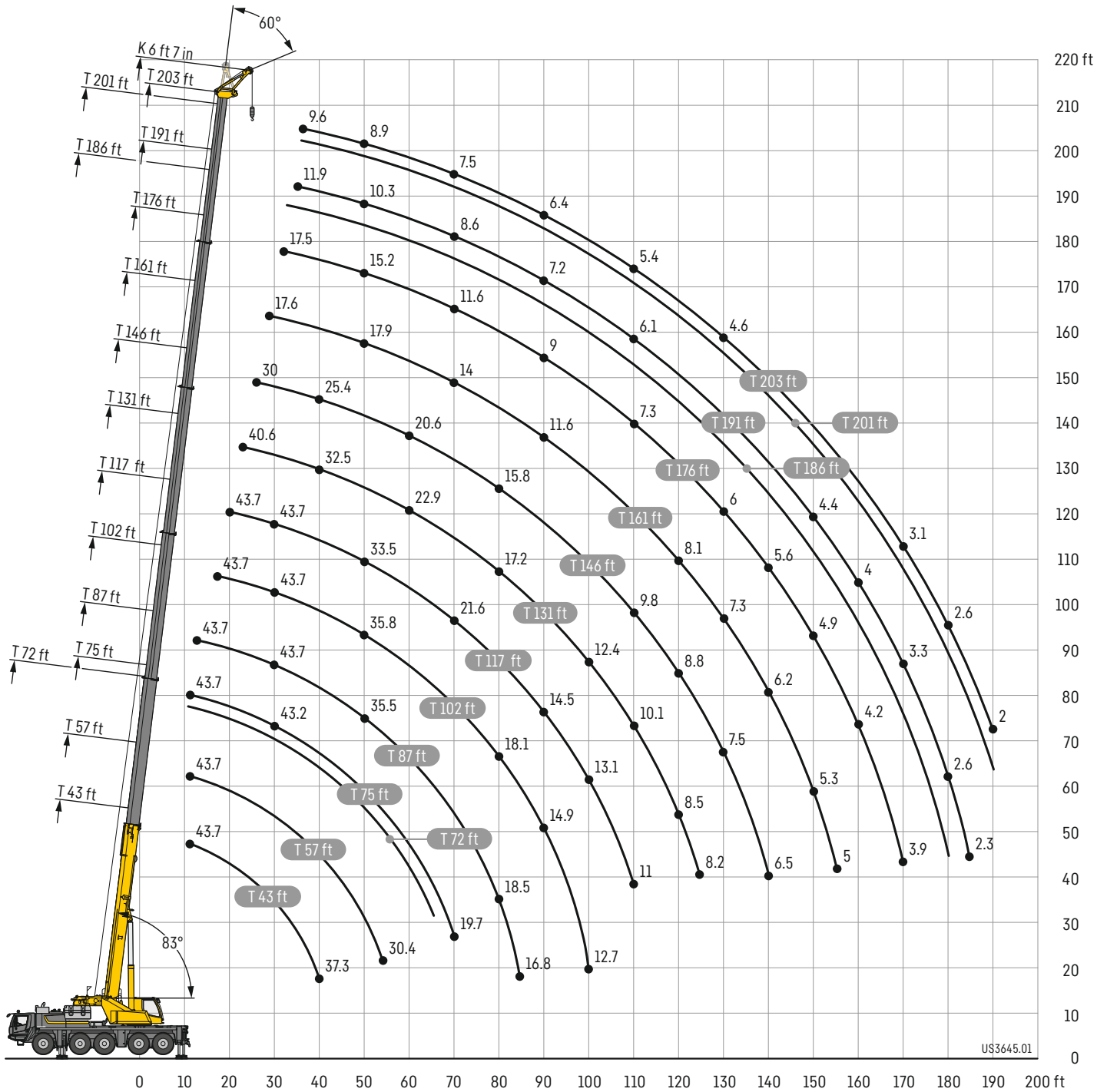
	146 ft			161 ft			176 ft			186 ft			191 ft			201 ft			203 ft			
	K/NZK 53 ft																					
	0°	20°	40°	0°	20°	40°	0°	20°	40°	0°	20°	40°	0°	20°	40°	0°	20°	40°	0°	20°	40°*	
28	9.2																					28
30	9.2			8																		30
32	9.1			8																		32
34	9			7.9			6.9															34
36	8.9			7.9			6.9			5.6			5.5									36
38	8.8			7.8			6.8			5.6			5.5			4.1						38
40	8.7			7.8			6.8			5.6			5.5			4.1			3.8			40
45	8.4	6.6		7.6			6.7			5.6			5.5			4.1			3.8			45
50	8.1	6.4		7.5	6.3		6.6			5.5			5.5			4.1			3.8			50
55	7.8	6.2		7.3	6.2		6.5	5.8		5.4			5.5			4.1			3.8			55
60	7.6	6.1	5.1	7.1	6		6.4	5.6		5.4	5.1		5.5	5.2		4.1			3.8			60
65	7.3	5.9	5	7	5.9	5	6.3	5.5		5.3	5		5.5	5.1		4.1	4.7		3.8	4.6		65
70	7.1	5.7	4.9	6.8	5.7	5	6.2	5.4	4.8	5.2	4.8		5.4	5		4.1	4.6		3.8	4.5		70
75	6.8	5.6	4.9	6.6	5.6	4.9	6.1	5.3	4.8	5	4.7	4.5	5.3	4.9	4.6	4.1	4.4		3.8	4.4		75
80	6.6	5.4	4.8	6.4	5.5	4.9	5.9	5.2	4.7	4.9	4.6	4.4	5.2	4.9	4.5	4.1	4.3	4.2	3.8	4.3	4.2	80
85	6.4	5.3	4.7	6.3	5.4	4.8	5.8	5.1	4.7	4.7	4.4	4.3	5.1	4.8	4.5	4.1	4.2	4.1	3.8	4.2	4.1	85
90	6.1	5.2	4.7	6.1	5.3	4.7	5.7	5.1	4.6	4.6	4.3	4.2	4.9	4.8	4.5	4.1	4.2	4	3.8	4.1	4	90
95	5.9	5.1	4.6	6	5.2	4.7	5.6	5	4.6	4.4	4.2	4.1	4.8	4.6	4.5	4.1	4	3.9	3.8	4	3.9	95
100	5.7	5	4.5	5.9	5.1	4.7	5.4	4.9	4.6	4.3	4.1	4	4.6	4.5	4.4	4	3.9	3.9	3.8	3.9	3.8	100
105	5.5	4.9	4.4	5.7	5	4.6	5.2	4.9	4.5	4.1	4	3.9	4.4	4.4	4.3	4	3.9	3.8	3.8	3.8	3.8	105
110	5.2	4.8	4.3	5.6	4.9	4.6	5	4.8	4.5	3.9	3.8	3.8	4.3	4.2	4.2	3.8	3.8	3.7	3.7	3.7	3.7	110
115	5	4.8	4.2	5.4	4.8	4.5	4.8	4.6	4.5	3.7	3.7	3.7	4.1	4.1	4.1	3.7	3.7	3.6	3.6	3.6	3.6	115
120	4.8	4.7	4.2	5.3	4.8	4.5	4.6	4.5	4.4	3.6	3.6	3.6	4	3.9	4	3.5	3.5	3.6	3.5	3.5	3.5	120
125	4.7	4.6	4.1	5.1	4.8	4.5	4.4	4.4	4.4	3.4	3.5	3.5	3.8	3.8	3.8	3.4	3.4	3.4	3.4	3.4	3.5	125
130	4.5	4.5	4.1	4.9	4.7	4.5	4.2	4.3	4.3	3.3	3.3	3.4	3.7	3.7	3.7	3.2	3.3	3.3	3.2	3.3	3.3	130
135	4.4	4.5	4.1	4.8	4.6	4.4	4.1	4.1	4.2	3.1	3.2	3.3	3.5	3.6	3.6	3.1	3.2	3.2	3.1	3.1	3.2	135
140	4.2	4.4	4.1	4.5	4.5	4.4	3.9	3.9	4	3	3.1	3.2	3.4	3.4	3.5	3	3	3.1	3	3	3.1	140
145	4.1	4.3	4.1	4.3	4.4	4.4	3.7	3.8	3.8	2.9	2.9	3	3.3	3.3	3.3	2.8	2.9	3	2.8	2.9	3	145
150	4	4.3	4.1	4.1	4.2	4.3	3.6	3.6	3.7	2.7	2.8	2.9	3.1	3.2	3.2	2.7	2.8	2.9	2.7	2.8	2.9	150
155	3.9	4.2	4.1	3.9	4	4.1	3.4	3.5	3.6	2.6	2.7	2.7	3	3.1	3.1	2.6	2.7	2.8	2.6	2.7	2.7	155
160	3.7	4	4.1	3.6	3.8	3.9	3.3	3.4	3.4	2.5	2.5	2.6	2.9	2.9	3	2.5	2.6	2.6	2.5	2.6	2.6	160
165	3.6	3.7	3.8	3.2	3.6	3.7	3.1	3.2	3.3	2.3	2.4	2.5	2.8	2.8	2.9	2.4	2.4	2.5	2.4	2.4	2.5	165
170	3.5	3.6	3.6	2.9	3.3	3.4	2.9	3.1	3.2	2.2	2.3	2.4	2.7	2.7	2.8	2.3	2.3	2.4	2.3	2.3	2.4	170
175	3.2	3.4		2.8	2.9	3	2.7	2.9	3	2.1	2.2	2.3	2.5	2.6	2.7	2.2	2.2	2.3	2.2	2.2	2.3	175
180	2.9	3.1		2.7	2.7	2.8	2.4	2.7	2.9	2	2.1	2.1	2.4	2.5	2.6	2.1	2.1	2.2	2.1	2.1	2.2	180
185	2.6	2.7		2.6	2.6	2.7	2.3	2.3	2.5	1.9	2	2	2.2	2.4	2.5	2	2.1	2.1	1.9	2	2.1	185
190	2.3			2.4	2.5		2.2	2.2	2.2	1.8	1.9	1.9	1.9	2.3	2.4	1.9	2	2	1.8	1.9	2	190
195				2.1	2.3		2.1	2.1	2.1	1.7	1.8	1.8	1.7	2	2.1	1.7	1.9	1.9	1.6	1.8	1.9	195
200				1.9	2		2	2	2	1.6	1.7	1.7	1.4	1.7	1.8	1.4	1.7	1.8	1.3	1.6	1.8	200
205				1.7			1.8	1.9		1.6	1.6	1.6	1.1	1.4	1.5	1.1	1.5	1.6		1.4	1.5	205
210							1.6	1.7		1.5	1.5			1.2	1.2		1.2	1.3			1.2	210
215							1.4	1.5		1.3	1.5											215
220							1.2			1.1	1.2											220

\*only possible in TNZK mode - uniquement possible en cas de fonctionnement de la pointe pliante hydraulique de la flèche télescopique (TNZK)

t\_280\_003\_04903\_00\_000 / t\_280\_003\_05338\_00\_000

# Lifting heights

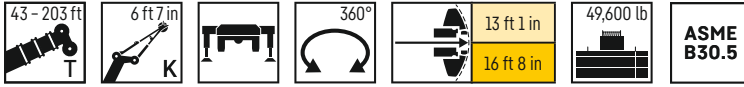
## Hauteurs de levage



# Lifting capacities

## Forces de levage

TK



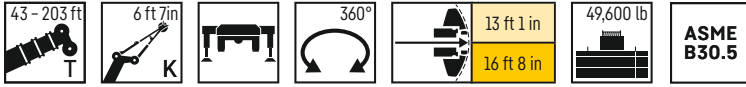
	K 7 ft																															
	43 ft				57 ft				72 ft				75 ft				87 ft				102 ft					117 ft						
	0°	20°	40°	60°	0°	20°	40°	60°	0°	20°	40°	60°	0°	20°	40°	60°	0°	20°	40°	60°	0°	20°	40°	60°		0°	20°	40°	60°			
12			54.5	43.7			54.5	43.7			54.5	43.7			54.5	43.7			54.5											12		
13			54.5	43.7			54.5	43.7			54.5	43.7			54.5	43.7			54.5	43.7										13		
14			54.5	43.7			54.5	43.7			54.5	43.7			54.5	43.7			54.5	43.7			54.5							14		
15			54.5	43.7			54.5	43.7			54.5	43.7			54.5	43.7			54.5	43.7			54.5							15		
16			54.5	43.7			54.5	43.7			54.5	43.7			54.5	43.7			54.5	43.7			54.5	43.7						16		
17			54.5	43.4			54.5	43.7			54.5	43.7			54.5	43.7			54.5	43.7			54.5	43.7						17		
18			54.5	42.9			54.5	43.7			54.5	43.7			54.5	43.7			54.5	43.7			54.5	43.7			52.5			18		
19		54.5	54.5	42.3			54.5	43.7			54.5	43.7			54.5	43.7			54.5	43.7			54.5	43.7			52.3			19		
20		54.5	54.5	41.8			54.5	43.7			54.5	43.7			54.5	43.7			54.5	43.7			54.5	43.7			52.1	43.7		20		
22		54.5	54.5	40.7			54.5	43.7			54.5	43.7			54.5	43.7			54.5	43.7			54.5	43.7		9.5	51.6	43.7		22		
24		54.5	54.5	39.8			54.5	42.9			54.5	43.7			54.5	43.7			54.5	43.7			54.5	43.7		9.5	51	43.7		24		
26		54.5	53.7	38.8		54.5	54.5	42.1			54.5	43.7			54.5	43.7			54.5	43.7			54.5	43.7		9.5	50.5	43.7		26		
28		54.5	52.5	38.1		54.5	54.5	41.2			54.5	43.5			54.5	43.7			54.5	43.7			54.4	43.7		9.5	49.4	43.7		28		
30		54.5	54.5	51	37.6		54.5	54.5	40.4			54.5	42.9			54.4	43.2			54.5	43.7			53.5	43.7		9.5	47.7	43.7		30	
32	54.5	54.5	54.5	49.8	37.3		54.5	54.5	39.8			54.5	42.2			53	42.6			54.5	43.7			51.9	43.7		9.5	46	43.7		32	
34	54	54.2	48.7	37.3		54.5	53.8	39.1		53.8	54.3	41.6	7.6	16.8	50.5	41.9			53.9	43.5			50.1	43.7		9.5	44.4	43.7		34		
36	50.9	51.2	47.8	37.3		51.8	52.2	38.5		51.9	52.5	40.9	7.6	48.2	48	41.3			51.9	42.9			48	43.7		9.5	42.7	42.8		36		
38	47.6	48	47.4	37.3		48.6	48.9	37.9		49	49.5	40.3	7.6	45.5	45.6	40.7			48.8	42.4			46.1	43.7		9.5	41.2	41.4		38		
40	44.8	45.1	45.2	37.3		45.9	46.1	37.6		46	46.5	39.8	7.6	42.5	43	40.1			45.9	41.8			44	43.1		9.5	39.8	39.9		40		
45					39.3	39.6	39.7	37.3		39.9	40.3	38.5	7.6	36.3	36.5	36.8			39.7	40	40		40.2	40		9.5	36.6	36.7		45		
50					34.4	34.6	34.7	34.8		34.9	35.1	35.1	7.6	32.6	32.2	32			35.7	35.7	35.5	8.4	35.3	35.5	35.8		9.5	33.3	33.5		50	
55					30.3	30.4	30.5	30.4	30.9	30.6	30.8	30.9	28.4	28.5	28.8	28.9			31.5	31.7	31.8	8.4	31.1	31.3	31.5		9.5	30.3	30.5		55	
60									27.8	27.9	27.8	27.8	24.9	25.1	25.2	25.3			27.9	28.1	28.2	8.4	27.6	27.7	27.8	8.7	26.8	27.1	27.2		60	
65									24.9	25	25.1	25.1	22	22.1	22.3	22.3	24.9	25	25.1	25.2	8.4	24.6	24.7	24.8	8.7	23.9	24	24.1		65		
70									22.5	22.5	22.6	22.5	19.5	19.6	19.7	19.7			22.3	22.5	22.6	8.4	22.1	22.2	22.3	8.7	21.4	21.5	21.6		70	
75																			20.2	20.3	20.4	8.4	19.9	20	20	8.7	19.2	19.2	19.4		75	
80																			18.4	18.4	18.5	18.5	17.9	18	18.1	18.1	8.7	17.3	17.4	17.4		80
85																			16.8	16.8	16.8	16.8	16.3	16.4	16.4	16.4	8.7	15.7	15.7	15.8		85
90																						14.9	14.9	14.9	14.9	14.9	14.6	14.5	14.5		90	
95																						13.6	13.6	13.6	13.6	14.1	13.9	13.9	13.9		95	
100																						12.5	12.5	12.5	12.7	13	13.1	13	13.1		100	
105																											11.9	12	11.9	12		105
110																											10.9	11	10.9	11		110
115																											10	10	10			115

t\_280\_004\_05773\_00\_000 / t\_280\_004\_06208\_00\_000

# Lifting capacities

## Forces de levage

TK



	K 7 ft																																
	131 ft				146 ft				161 ft				176 ft				186 ft				191 ft					201 ft				203 ft			
	0°	20°	40°	60°	0°	20°	40°	60°	0°	20°	40°	60°	0°	20°	40°	60°	20°	40°	60°	20°	40°	60°	20°	40°		60°	20°	40°	60°	40°	60°		
22			40.5																											22			
24			40.3	40.6			30.2																							24			
26		10.5	39.7	40			30.1	30				22.3																		26			
28		10.5	38.8	39			29.6	29.6				23.2	17.6																	28			
30		10.5	37.8	38.1		12.4	29	29				23.1	23.2			17.6			11.7											30			
32		10.5	36.7	37		13.9	28.3	28.2				22.8	22.9			17.6	17.5		11.6				12.1							32			
34		10.5	35.7	35.8		13.9	27.5	27.4		12.1	22.4	22.5			17.3	17.3		11.4	11.4			11.9	11.9			10		9.6		34			
36		10.5	34.5	34.7		13.9	26.9	26.5		14	22	22			17.1	17.1		11.2	11.2			11.8	11.8			9.9	9.9	9.6	9.6	36			
38		10.5	33.3	33.5		13.9	26.3	25.9		14	21.5	21.4			16.9	16.9		11	11			11.6	11.6			9.8	9.8	9.5	9.5	38			
40		10.5	32.2	32.5		13.9	25.8	25.4		14	20.9	20.9			16.7	16.6		10.8	10.7			11.4	11.4			9.7	9.7	9.4	9.5	40			
45		10.5	29.6	29.6		13.2	24.4	24.1		14	19.4	19.3		14	16	15.9		10.2	10.1			11	10.9			9.4	9.4	9.2	9.2	45			
50		10.5	27.3	27.3		12.4	23.2	22.8		14	18	17.9		13.8	15.2	15.2	9.8	9.6	9.6	10.6		10.4	10.3			9.1	9	8.9	8.9	50			
55		10.5	25	25.1		12.4	21.9	21.7		13.8	16.6	16.6		13.5	14.2	14.1	9.2	9.2	9.1	10	9.9	9.8			8.7	8.7	8.7	8.6	8.5	55			
60		10.3	22.9	22.9		12.4	20.7	20.6		13.5	15.5	15.5		12.6	13.2	13.2	8.8	8.7	8.7	9.5	9.4	9.4			8.3	8.3	8.3	8.2	8.2	60			
65	8.8	9.9	21	21.1		12.4	19.4	19.4		13.3	14.7	14.7		11.9	12.4	12.4	8.4	8.3	8.3	9.1	9	9			8	7.9	7.9	7.9	7.9	65			
70	8.8	19.4	19.5	19.5		12.4	18.2	18.2		13	14	14		11.2	11.6	11.6	8	7.9	7.9	8.7	8.6	8.6			7.6	7.6	7.6	7.5	7.5	70			
75	8.8	18.4	18.2	18.1	10.1	13.9	16.9	17		12.7	13.3	13.3		10.4	10.8	10.8	7.6	7.6	7.6	8.3	8.2	8.2			7.3	7.3	7.3	7.2	7.2	75			
80	8.8	17.5	17.3	17.2	10.3	15.7	15.8	15.8		12.2	12.7	12.7		9.7	10.1	10.1	7.3	7.2	7.2	7.9	7.9	7.9			7	7	7	6.9	6.9	80			
85	8.8	16.3	16.4	16.3	10.3	14.7	14.7	14.8		11.7	12.2	12.1		9.2	9.4	9.4	6.9	6.8	6.9	7.6	7.5	7.5			6.7	6.7	6.7	6.6	6.7	85			
90	8.8	14.8	14.9	14.9	10.1	13.6	13.6	13.7	11.4	11.2	11.7	11.6		8.7	8.9	9	6.6	6.5	6.5	7.2	7.2	7.2			6.5	6.4	6.4	6.4	6.4	90			
95	8.8	13.5	13.5	13.6	10.1	12.6	12.6	12.7	10.9	10.7	11.2	11.2		8.3	8.5	8.5	6.2	6.2	6.2	6.9	6.9	6.9			6.2	6.1	6.1	6.1	6.1	95			
100	8.8	12.3	12.3	12.4	10.1	11.4	11.4	11.5	10.4	10.2	10.7	10.7	8	7.9	8.1	8.1	6	5.9	6	6.6	6.6	6.6			5.9	5.9	5.9	5.9	5.9	100			
105	11	11.2	11.2	11.2	10.1	10.5	10.4	10.5	9.9	9.8	10.2	10.2	7.5	7.6	7.7	7.7	5.7	5.7	5.7	6.4	6.3	6.3			5.6	5.6	5.6	5.6	5.6	105			
110	10	10.1	10.1	10.1	9.7	9.7	9.7	9.8	9.4	9.5	9.6	9.6	7.2	7.2	7.3	7.3	5.4	5.4	5.4	6.1	6.1	6.1			5.4	5.4	5.4	5.4	5.4	110			
115	9.2	9.2	9.2	9.2	9	9.2	9.2	9.2	8.7	8.8	8.8	8.8	6.9	6.9	7	7	5.2	5.2	5.2	5.9	5.9	5.9			5.2	5.2	5.2	5.2	5.2	115			
120	8.5	8.5	8.5	8.5	8.7	8.7	8.8	8.8	8	8.1	8.1	8.1	6.5	6.5	6.6	6.6	5	4.9	5	5.6	5.6	5.6			5	5	5	5	5	120			
125	8	8.1	8.1	8.2	8.1	8.1	8.1	8.1	7.5	7.5	7.6	7.6	6.2	6.2	6.3	6.3	4.7	4.7	4.7	5.4	5.4	5.4			4.8	4.8	4.8	4.8	4.8	125			
130		8	8.1		7.5	7.5	7.5	7.5	7.2	7.2	7.2	7.3	5.9	6	6	6	4.5	4.5	4.5	5.2	5.2	5.2			4.6	4.6	4.6	4.6	4.6	130			
135					6.9	6.9	7	7	6.7	6.7	6.7	6.7	5.7	5.7	5.8	5.8	4.3	4.3	4.4	5	5	5			4.4	4.4	4.5	4.4	4.4	135			
140					6.4	6.5	6.5	6.5	6.2	6.2	6.2	6.2	5.5	5.5	5.6	5.6	4.2	4.2	4.2	4.8	4.8	4.8			4.3	4.3	4.3	4.2	4.2	140			
145					6	6.1			5.7	5.8	5.8	5.8	5.3	5.3	5.3	5.4	4	4	4	4.5	4.6	4.6			4.1	4.1	4.1	3.9	4	145			
150									5.3	5.4	5.3	5.3	4.9	5	4.9	4.9	3.8	3.8	3.9	4.3	4.3	4.4			3.9	3.9	3.9	3.8	3.8	150			
155									4.9	4.9	5	5	4.5	4.6	4.5	4.5	3.7	3.7	3.7	4.1	4.1	4.1			3.7	3.7	3.7	3.6	3.6	155			
160										4.8			4.2	4.2	4.2	4.2	3.5	3.5	3.6	3.9	4	4			3.6	3.6	3.6	3.4	3.4	160			
165													3.9	3.9	4	4	3.4	3.4	3.4	3.7	3.7	3.7			3.4	3.4	3.4	3.2	3.3	165			
170													3.8	3.8	3.9	3.9	3.3	3.3	3.3	3.3	3.3	3.3			3.2	3.3	3.3	3.1	3.1	170			
175																	3.2	3.2	3.2	2.9	2.9	2.9			3	3.1	3.1	2.9	2.9	175			
180																	3.1	3.1	3.1	2.6	2.6	2.6			2.7	2.7	2.7	2.6	2.6	180			
185																				2.3	2.3	2.3			2.3	2.4	2.4	2.3	2.3	185			
190																									2	2.1	2.1	2	2	190			
195																									1.8	1.8	1.8			195			

t\_280\_004\_05773\_00\_000 / t\_280\_004\_06208\_00\_000

# Equipment

## Crane carrier

<b>Frame</b>	Liebherr designed and manufactured, box-type, torsion resistant design of hightensile fine grained structural steel.
<b>Outriggers</b>	4-point supporting system, hydraulically telescopic into horizontal and vertical direction. Operation with remote control, automatic support leveling, electronic inclination display.
<b>Engine</b>	6-cylinder Diesel, make Liebherr, watercooled, output 400 kW (544 h.p.), max. torque 1856 lb-ft. Exhaust emissions to (EU 2016/1628 and EPA/CARB or ECE-R.96, spark arrestor. Fuel reservoir: 148 gallons.
<b>Transmission</b>	Automated 12-speed manual gearbox with oil-cooled multi-disk clutch including interarder. Distributor gear, two-stage, with locking differential.
<b>Axles</b>	Low maintenance carrier axles, all 5 axles steered. Axle 2, 4 and 5 are equipped with planetary gears, all driven axles with transverse differential locks, axle 4 with longitudinal differential lock.
<b>Cardan shaft</b>	All cardan shafts with 70° diagonal toothing and maintenance free.
<b>Suspension</b>	All axles are mounted on hydropneumatic suspension – “Niveumatik suspension” and are lockable hydraulically.
<b>Tyres</b>	10 tyres, size: 445/95 R 25 (16.00 R 25).
<b>Steering</b>	2-circuit system with hydraulic servo steering. Active speed depending rear axle steering, special steering programs for various driving situations.
<b>Brakes</b>	Service brake: all-wheel servo-air brake, all axles are equipped with disc brakes, dual circuit. Parking brake: Spring brake actuator, acting on the wheels of the 2nd to 5th axle. Sustained-action brakes: Engine brake as exhaust retarder with Liebherr additional brake system ZBS. Interarder in gearbox.
<b>Driver's cab</b>	Spacious, corrosion-resistant driver's cab which is disconnected from the vehicle frame using spring and damper systems.
<b>Electrical system</b>	Modern data bus technique, 24 Volt DC.

## Crane superstructure

<b>Frame</b>	Liebherr-manufactured, torsionally rigid steel construction made from high-tensile fine-grain steel. Slewing ring.
<b>Crane drive</b>	Diesel-hydraulic with axial variable displacement pumps with automatic capacity control, 1 double gear pump, driven by the carrier Diesel engine, open regulated oil circuits.
<b>Control</b>	Electric “Load Sensing” control, simultaneous operation of 4 working motions, 2 self-centering hand control levers (joy-stick type).
<b>Hoist gear</b>	Axial piston fixed displacement motor, Liebherr hoist drum with integrated planetary gear and spring-loaded static brake.
<b>Luffing gear</b>	1 differential ram with pilot-controlled brake valve.
<b>Slewing gear</b>	Axial piston fixed displacement motor, planetary gear, spring-loaded static brake. Slewing gear invertible from released to locked as a standard feature.
<b>Crane cab</b>	Large screen area, compound glass, comfort furnishing, cabin tiltable 20° to rear.
<b>Safety devices</b>	LICCON3 safe load indicator, test system hoist limit switch, safety valves to prevent pipe and hose ruptures.
<b>Telescopic boom</b>	1 base section and 5 telescopic sections. All telescopic sections hydraulically extendable independent of one another. Rapid-cycle telescoping system TELEMATIK. Boom length: 43 ft – 203 ft.
<b>Counterweight</b>	37,250 lb
<b>Electrical system</b>	Modern data bus technique, 24 Volt DC.

## Additional equipment

<b>K</b>	Assembly jib 6 ft 7 in. Mechanical Adjustment 0°, 20°, 40°, 60°
<b>K</b>	Single folding jib, 31 ft. Double swing-away jib 31 ft – 53 ft. Mechanical adjustment 0°; 20°; 40°.
<b>NZK</b>	Single folding jib, 31 ft. Double swing-away jib 31 ft – 53 ft. Hydraulic adjustment 0° – 40°.
<b>2nd hoist gear</b>	For two-hook operation or for operation with swing-away jib if the hoist rope shall remain reeved.
<b>Additional counterweight</b>	12,350 lb for a total counterweight of 49,600 lb.
<b>Tyres</b>	10 tyres, size 525/80 R 25 (20.5 R 25).
<b>Drive 10 x 8</b>	Additional drive of the 3rd axle.
<b>Other items of equipment available on request.</b>	

# Équipement

## Châssis porteur

<b>Cadre</b>	Fabrication Liebherr, construction en caisson indéformable, en acier à haute résistance à grains fins.
<b>Calage</b>	Dispositif de calage horizontal et vertical en 4 points, entièrement déployable hydrauliquement. Utilisation avec commande à distance, mise à niveau automatique du calage, inclinomètre électronique.
<b>Moteur</b>	Moteur diesel, 6 cylindres, fabriqué par Liebherr, à refroidissement par eau, de 400 kW (544 ch), couple max. 1856 lb-ft. Emissions des gaz d'échappement conformes aux directives (EU) 2016/1628 et EPA/CARB ou ECE-R.96, pare-étincelles. Capacité du réservoir à carburant: 148 gallons.
<b>Boîte de vitesse</b>	Boîte de vitesses 12 rapports automatisée avec embrayage multidisque sous bain d'huile, incl. ralentisseur. Mécanisme de distribution deux étages avec blocage du différentiel de distribution.
<b>Essieux</b>	Essieux nécessitant peu d'entretien, les 5 essieux sont directeurs. Les essieux 2, 4 et 5 sont des essieux planétaires, tous les essieux moteurs avec différentiel transversal et l'essieu 4 avec différentiel longitudinal.
<b>Arbres articulés</b>	Tous les flasques de croisillons avec denture en croix 70° et sans entretien.
<b>Suspension</b>	Suspension hydropneumatique «Niveumatik» – sur tous les essieux. Chaque essieu peut être bloqué hydrauliquement.
<b>Pneumatiques</b>	10 pneus de taille: 445/95 R 25 (16.00 R 25).
<b>Direction</b>	2 circuits avec direction assistée hydraulique. Direction active des essieux arrière et dépendante de la vitesse, programmes de direction spéciaux pour les différents modes de déplacement.
<b>Freins</b>	Freins de service: servofrein à air comprimé, tous les essieux sont munis de freins à disque, à 2 circuits. Frein à main: ressort accumule agissant sur les roues des essieux 2 à 5. Freins continus: frein moteur par clapet sur échappement avec système de ralentissement Liebherr ZBS. Ralentisseur monte sur boîte de vitesse.
<b>Cabine</b>	Cabine du grutier spacieuse, résistant à la corrosion, découplée du châssis de l'engin grâce à des systèmes à ressorts amortisseurs.
<b>Installation électrique</b>	Technique moderne de transmission de données par BUS de données, courant continu 24 Volts.

## Partie tournante

<b>Cadre</b>	Fabrication Liebherr, construction soudée indéformable, en acier à grain fin haute résistance. Couronne pivotante à billes.
<b>Entraînement</b>	Diesel hydraulique avec pompes à débit variable et régulation de puissance automatique, 1 pompe à engrenages double, entraînés par le moteur Diesel du porteur, circuits hydrauliques ouverts.
<b>Commande</b>	Direction électrique «Load Sensing», 4 mouvements de travail dirigeable simultanément, deux leviers de commande à 4 positions et à autocentrage.
<b>Mécanisme de levage</b>	Moteur à cylindrée constante et à pistons axiaux. Treuil de marque Liebherr équipé d'un engrenage planétaire et d'un frein d'arrêt commandé par ressort.
<b>Mécanisme de relevage</b>	1 vérin différentiel avec clapet de frein commandé.
<b>Dispositif de rotation</b>	Moteur à cylindrée constante à pistons axiaux, engrenage planétaire, frein d'arrêt commandé par ressort. Orientation de série commutable en circuit hydraulique ouvert ou fermé (freinage automatique ou au pied).
<b>Cabine de grue</b>	Large champ de vision, vitrage de sécurité, équipement pour un confort idéal, cabine inclinable de 20° vers l'arrière.
<b>Dispositif de sécurité</b>	Contrôleur de charge «LICCON3», système test limitation de la course pour le levage, soupape de sûreté contre la rupture de tubes et de tuyaux.
<b>Flèche télescopique</b>	1 élément de base et 5 éléments télescopiques. Tous les éléments télescopiques indépendamment les uns des autres. Système de télescopage séquentiel rapide, TELEMATIK. Longueur de flèche: 43 ft – 203 ft.
<b>Contrepoids</b>	37,250 lb
<b>Installation électrique</b>	Technique moderne de transmission de données par BUS de données. Courant continu 24 Volts.

## Équipement supplémentaire

<b>K</b>	Flechette de montage 6 ft 7 in. Reglage mécanique 0°, 20°, 40°, 60°
<b>K</b>	Flechette pliante simple, longueur 31 ft. Double flechette pliante 31 ft – 53 ft. Reglage mécanique 0° ; 20° ; 40°.
<b>NZK</b>	Flechette pliante simple, longueur 31 ft. Double flechette pliante 31 ft – 53 ft. Reglage hydraulique 0° – 40°.
<b>2ème mécanisme de levage</b>	Pour l'utilisation du deuxième crochet, ou bien pour une utilisation avec flechette pliante lorsque le câble de levage principal rest mouflé.
<b>Contrepoids additionnel</b>	12,350 lb pour un contre poids total de 49,600 lb.
<b>Pneumatiques</b>	10 pneus. Taille: 525/80 R 25 (20.5 R 25).
<b>Entraînement 10 x 8</b>	Essieu 3 est entraîné additionnellement.
<b>Autres équipements supplémentaires sur demande.</b>	

# Description of symbols

## Explication des symboles



**Max. capacity**  
Capacité max.



**Max. supporting forces**  
Forces d'appui max.



**Radius**  
Portée



**Max. hoist height**  
Hauteur de levage max.



**Outriggers front**  
Calage avant



**Telescopic boom**  
Flèche télescopique



**Max. radius**  
Portée max.



**Outriggers rear**  
Calage arrière



**Mechanically/hydraulically adjustable folding jib**  
Pointe pliante réglable mécaniquement/hydrauliquement



**Vehicle width**  
Largeur du véhicule



**Crane superstructure**  
Partie tournante de la grue



**Assembly jib**  
Flechette de montage



**Tyres**  
Pneumatiques



**infinitely variable en continu**



**Hookblock/Capacity**  
Moufle à crochet/Capacité de charge



**Rope diameter**  
Diamètre



**No. of sheaves**  
Poulies



**Rope length**  
Longueur du câble



**No. of lines**  
Brins



**Max. single line pull**  
Effort au brin maxi.



**Weight**  
Poids



**Hoist gear**  
Treuil de levage



**Crane carrier**  
Châssis porteur



**Slewing speeds**  
Vitesses d'orientation



**Driving speed**  
Vitesse de translation



**Boom length**  
Longueur de la flèche



**Gradability**  
Aptitude à gravir les pentes



**Boom position**  
Position de la flèche



**Transmission**  
Boîte de vitesse



**Counterweight**  
Contrepoids



**Gear**  
Vitesse



**Outriggers**  
Calage



**Onroad gear**  
Vitesse de route



**Slewing gear / Working area**  
Mécanisme d'orientation / Plage de travail



**Crawl speed**  
Marche lente



**Standard**  
Norme

## Remarks

1. The lifting capacities do not exceed 85 % of the tipping load according to ASME B 30.5. The crane's structural steelwork is in accordance with EN 13000 and ASME B 30.5.
2. For the calculation of the load charts at least a wind speed of 30 ft/s (9 m/s, 20 mph) and regarding the load a sail area of 1 m<sup>2</sup> per ton load and a wind resistance coefficient of 1.2 on the load have been taken into account. For lifting of loads with large sail areas and/or high wind resistance coefficients the maximum wind speed as stated in the load charts has to be reduced.
3. The lifting capacities stated are valid for lifting operation only (corresponding with crane classification according to ISO 4301-1, crane group A1).
4. Lifting capacities are given in kip.
5. The weight of the hook blocks and hooks is part of the load and therefore it must be deducted from the lifting capacities.
6. Working radii are measured from the slewing center.
7. The stated lengths of the telescopic boom are maximum values and may deviate slightly.
8. The lifting capacities given for the telescopic boom apply if the folding jib is removed.
9. Subject to modification of lifting capacities.
10. Lifting capacities above 130,500 lb/151,000 lb only with additional pulley block/special equipment.
11. The data of this brochure serves only for general information. All information is provided without warranty. Instructions for the correct commissioning of the crane please take from the operation manual and the load chart book.
12. The illustrations in this brochure may feature accessories and special equipment not included in the standard scope of delivery.

## Remarques

1. La capacité de charge ne doit pas dépasser 85 % de la charge de basculement conformément à ASME B 30.5. La structure métallique de la grue est conforme à EN 13000 et ASME B 30.5.
2. Une vitesse de vent de 30 ft/s (9 m/s, 20 mph) minimum, une surface de prise au vent de 1 m<sup>2</sup> par tonne ainsi qu'un coefficient de résistance au vent de la charge 1,2 sont pris en compte pour le calcul des tableaux de charge. Lorsque des charges ayant une surface de prise au vent et/ou un coefficient de résistance au vent plus élevé(e)s sont levées, la vitesse de vent maximale indiquée dans les tableaux de charge doit être réduite.
3. Forces de levage pour application de grue de montage (correspond à la classification de grues selon ISO 4301-1, groupe de grues A1).
4. Les charges sont indiquées en kip.
5. Le poids du crochet de levage resp. de la moufle à crochet est une partie de la charge et doit donc être déduit de la capacité de charge.
6. Les portées sont calculées à partir de l'axe de rotation.
7. Les longueurs indiquées pour la flèche télescopique sont des valeurs maximales et peuvent légèrement varier dans la réalité.
8. Les charges indiquées pour la flèche télescopique sont valables lorsque la fléchette pliante est démontée.
9. Charges données sous réserve de modification.
10. Forces de levage plus de 130,500 lb/151,000 lb seulement avec moufle additionnel/equipement supplémentaire.
11. Les données de cette brochure sont données à titre informatif. Ces renseignements sont sans garantie. Les consignes relatives à la bonne mise en service de la grue sont disponibles dans le manuel d'utilisation et le manuel de tableaux de charge.
12. Les figures contiennent également des accessoires et des équipements spéciaux non inclus de série dans la livraison.



# MyLiebherr

Our MyLiebherr portal is the easy way for you to access Liebherr's digital service world.  
Take advantage of extensive basic and additional services for your mobile and crawler cranes.

Avec notre portail MyLiebherr, accédez facilement à l'univers numérique du service de Liebherr.  
Bénéficiez dès maintenant d'un service global et de prestations complémentaires pour vos grues mobiles et sur chenilles.



## One portal, all services

# MyLiebherr



Planning

**Crane Finder**



Operations

**Performance**



Planning

**Crane Planner 2.0**



Operations

**Documents**



Maintenance

**Spare Parts Catalogue**



Planning

**LICCON Work Planner**



Training

**Digital Crane Operator**



Maintenance

**Parts Shop**

### Proposition 65



**WARNING:** This product can expose you to chemicals, including exhaust emissions, including lead and lead compounds, which are known to the State of California to cause cancer, birth defects or other reproductive harm.  
For more information see: [www.P65warnings.ca.gov/diesel](http://www.P65warnings.ca.gov/diesel)

Subject to modification · Sous réserve de modifications

Liebherr-Werk Ehingen GmbH · Postfach 1361 · 89582 Ehingen, Germany  
Phone +49 73 91 5 02-0 · [www.liebherr.com](http://www.liebherr.com)

MyLiebherr



Printed in Germany (3)  
lwe-tg-280-05-us11-2025