

---

# Professional Cooling 2026

---

Fridges and freezers for Food Service,  
Bakery, Beverages, Wine and Frozen Food

## LIEBHERR

Refrigeration and freezing





# The highest level of precision and reliability

---

The new generation of appliances from the specialist in professional cooling and freezing solutions for commercial use.

Whether you work in catering, the hotel industry, or food retail – from cooling beverages and maintaining the perfect wine temperature to freezing ice cream or preserving sensitive ingredients – Liebherr has the ideal cooling solution for your needs. From bakeries and industrial kitchens to sales areas and behind the counter, our range meets all your professional needs.

As a specialist in commercial cooling and freezing, we offer you an extensive portfolio of innovative, sustainable, and energy-efficient professional appliances. Their extremely reliable and precise refrigeration performance supports your professional excellence and ensures the storage safety and freshness of your food.

As well as unique quality, the timeless design and high level of operating convenience reflect our many years of experience in manufacturing professional fridges and freezers. See for yourself.



\* You can find more information about our warranty conditions here:  
[home.liebherr.com/guarantee-professional](https://home.liebherr.com/guarantee-professional)

# Contents

The Liebherr Group	6
Brand and quality	8
Sustainability	10
Energy efficiency	12
Systems expertise	14
Durability and economic efficiency	16
Cooling performance and temperature stability	17
Security and alarms	18
Hygiene and ease of cleaning	19
Overview of SmartMonitoring	20
Handling and equipment	22
Series	23


<b>Hotels, gastronomy and butchers</b>	<b>24</b>
Series overview	26
Typology	28
Refrigerators and freezers GN 2/1 with dynamic cooling, with stainless steel interior and exterior	30
Refrigerators and freezers with plastic inner liner and dynamic cooling	40
and static cooling	48
Fridge-freezer combinations	52
Freestanding under counter fridges and freezers	54
Accessories	60



<b>Bakery and confectioner's</b>	<b>62</b>
Series overview	64
Typology	66
Refrigerator and freezer appliances for bakery trays with dynamic cooling and stainless-steel inner liner	68
with plastic inner liner	74
Accessories	78



<b>Beverages</b>	<b>80</b>
Series overview	86
Typology	88
Fridges with dynamic cooling	90
Freestanding under counter beverage fridges	102
Chest coolers with static cooling	104
Accessories	108



<b>Wine</b>	<b>110</b>
Typology	112
Wine serving fridges	114
Accessories	120



<b>Ice cream and the frozen food industry</b>	<b>122</b>
Chest freezers	126
Freezers for sales promotion	138
Accessories	142



# The Liebherr Group



© Stadler Rheintal AG



# The Liebherr Group

---

## Liebherr-Hausgeräte GmbH

For over seven decades, Liebherr-Hausgeräte GmbH has been specialising in the manufacture of innovative refrigerators and freezers. The company employs more than 6,800 staff worldwide and develops and produces a wide range of refrigerators and freezers for domestic and professional use. Thanks to their freshness technologies and high-quality materials, the consumer appliances of the premium manufacturer impress with their energy efficiency, elegant design and long service life. In professional use, refrigerators and freezers from Liebherr stand for maximum safety with intelligent features and exceptional quality. With an annual production of around 2 million appliances, Liebherr-Hausgeräte is one of the leading European manufacturers in the premium class, combining quality, design, and innovation.

## Global and independent: The Liebherr Group, more than 75 years of success

Liebherr was founded in 1949 when, with the development of the world's first mobile tower crane, Hans Liebherr laid the foundations for a family-run company which now has more than 50,000 employees and comprises over 150 companies across every continent. The holding company of the Group is Liebherr-International AG in Bulle, Switzerland, whose shareholders are exclusively members of the Liebherr family.

## Technology leadership and pioneering spirit

Liebherr is a pioneer and its forward-looking approach has seen it make important contributions to technology history over a wide variety of industries. Employees throughout the world continue to share the courage of the company founder, sharing a passion to produce innovative products and a determination to provide world-leading equipment and machinery.



## Diversified product programme

Liebherr is one of the world's biggest construction machine manufacturers and provides high-quality, user-oriented products and services. Its product range includes the product segments earthmoving, material handling, deep foundation, mining, mobile and crawler cranes, tower cranes, concrete technology, maritime cranes, aerospace and transportation systems, gear technology and automation systems, refrigerators and freezers, components and hotels.

## Customised solutions and maximum customer value

Liebherr solutions are characterised by precision, implementation and longevity. The company is committed to technological excellence and to providing customers with solutions that match their needs exactly. For Liebherr, customer focus does not end with delivery of a product but continues through a comprehensive range of back-up and support services.

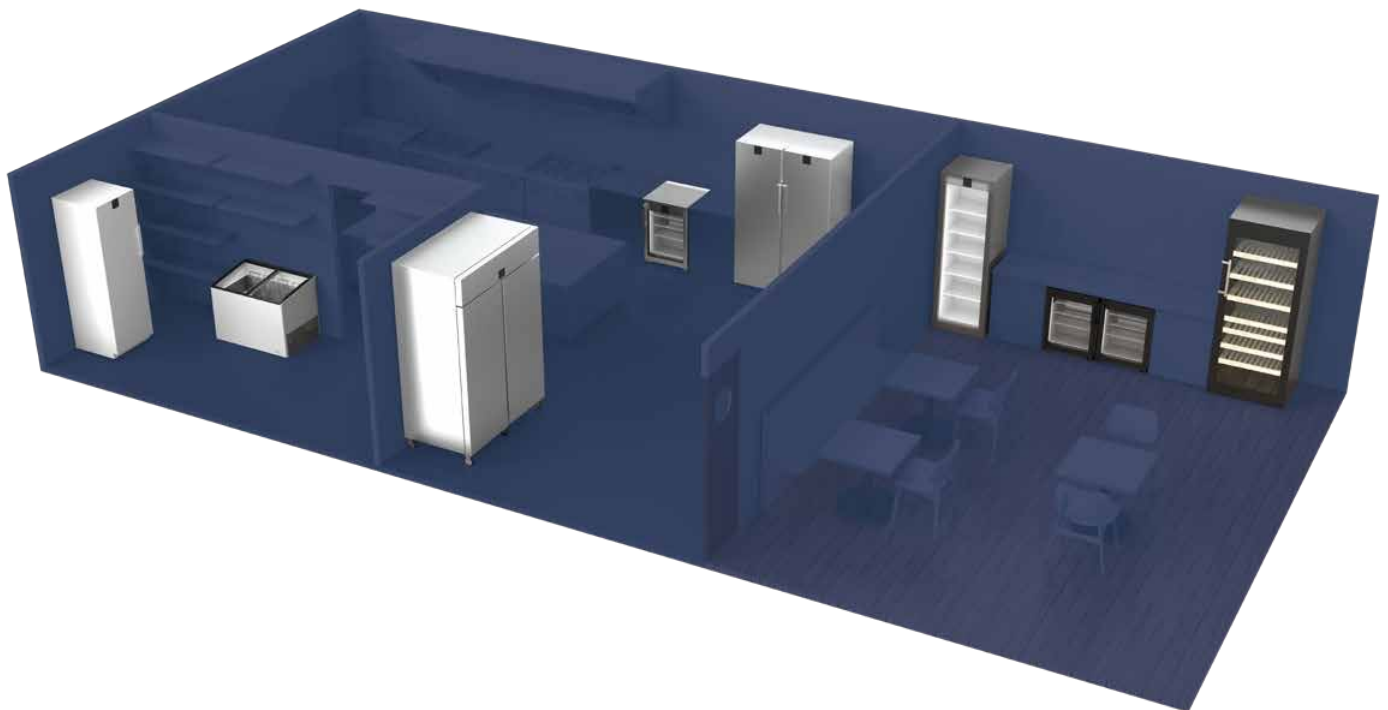
# Quality is in our DNA.

---

Our work is driven by the high demands of our customers worldwide. For over 70 years, we have been offering high-quality appliances for private and commercial use, meeting these high demands, proving their durability, and delivering value for the investment.

## Specialists in refrigeration and freezing

With outstanding quality, pioneering technologies as well as aesthetic yet user-friendly design, Liebherr sets new standards again and again. How do we do it? By specialising in what we do: developing and manufacturing outstanding refrigerators and freezers, particularly when it comes to professional use. Our appliances are designed explicitly for the special requirements of this field – with a clear mission: to make your demanding day-to-day work easier with maximum precision and safety.





### Top performer for your trade

Those who want perfection, choose perfection. Specially developed for the food and beverage sector, our professional refrigerators and freezers fulfil the highest expectations with an extra portion of robustness, cost efficiency and ease of cleaning. Even at ambient temperatures of up to +43 °C and many door opening cycles, food and beverages are reliably and safely stored, while also being optimally and attractively presented.



### The Liebherr factor:

#### Professional refrigerators and freezers

- Specially developed for the food and beverage sector
- Secure, food-safe storage
- Perfect presentation of goods
- Top quality thanks to elaborate test procedures

### Tested down to the finest detail. And more.

From conception and development to production and marketing, at Liebherr, we Liebherr we do everything we can to offer top-quality, innovative products. As early as the development stage we test all the mechanical, electronic and refrigeration components for reliable operation. Before we approve a door hinge, for example, it must undergo at least 100,000 opening cycles. You can depend on it. Your Liebherr appliance will be the professional partner at your side – 24 hours a day, 365 days a year.

# Taking responsibility

We aim to use resources responsibly and improve continuously across the entire product lifecycle. That is why we are developing more sustainable manufacturing processes and designing products that meet the highest standards of quality and longevity. Alongside energy efficiency, we focus on durability and ensure the availability of spare parts for up to 15 years.\*

## Consciously developed

Sustainability is part of every design decision we make – from development and material selection to production and supply chain management. We prioritise recyclable and low-impact materials, and continuously improve energy efficiency in manufacturing. During use, our appliances require minimal maintenance and are known for their low energy consumption and operating costs.



# Our path to the future

## People and sustainable business

- Fair working conditions
- Long-term thinking
- Responsible sourcing
- Legal and ethical compliance

## Recycling

- Recyclable product design
- Easy material separation
- Reuse of components
- Designed for circularity

## Materials

- More renewable materials
- More recycled content
- Fewer harmful substances
- Reduced material variety

## Use

- Maximum energy efficiency
- Long product life
- Easy to repair
- Optimal food storage

## Production

- Lower energy use
- More green electricity
- Less waste

Learn more about our  
Corporate Responsibility:  
[home.liebherr.com/sustainability](https://home.liebherr.com/sustainability)



\*Liebherr-Hausgeräte also guarantees this service retroactively for all appliances produced since 1 January 2021.

## Hydrocarbon refrigerants

Liebherr uses only hydrocarbon refrigerants: R 600a in refrigerators and R 290 in freezers. Both have a very low global warming potential and enable high compressor efficiency – combining strong performance with lower energy consumption and electricity costs.



## High efficiency: This is how economical a Liebherr can be.

You can find out how efficient our appliances are using the online tool from the EU-financed projects Label2020 and BELT. At this site you can view and compare the electricity consumption and plenty of other product data for electrical appliances. The calculator also takes account of local electricity prices and shows the costs for the entire period of use.

**Efficiency check:** [tool.label2020.eu](http://tool.label2020.eu)

## Responsibly manufactured

We handle resources responsibly and are increasing the use of green energy in the production of our appliances. We recycle the energy released during production, for example, to heat buildings. We also reduce waste by separating materials and recycling wherever possible.

## Europe-wide certification

All of our European production sites are certified according to the international standards for quality management (ISO 9001), environmental management (ISO 14001), occupational health and safety (ISO 45001) and energy management (ISO 50001).



## The Liebherr factor:

### Environmentally conscious development and production:

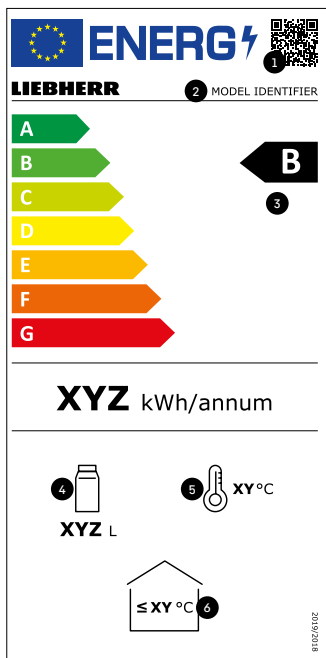
- Appliances with very low energy consumption
- Hydrocarbon refrigerants
- Resource-saving manufacturing processes
- European sites fully ISO-certified

# Liebherr appliances are some of the most energy-efficient on the market. And with good reason.

Professional fridges and freezers from Liebherr not only ensure optimal refrigeration performance, but also offer outstanding energy efficiency. Our appliances are equipped with high-quality components that reduce energy consumption to a minimum.

## The EU label for refrigerating appliances with a direct sales function

The EU energy label contains the following information in accordance with EU Regulation 2019/2018:



1. QR-Code to identify the product in the EU database EPREL (European Product Registry for Energy Labelling).
2. The model identifier for manual identification of the product in the EU's EPREL database, e.g. using the article number.
3. Efficiency scale from A to G.
4. Capacity in litres.
5. Average compartment temperature in degrees Celsius.
6. The highest ambient temperature in degrees Celsius at which the appliance still functions properly.

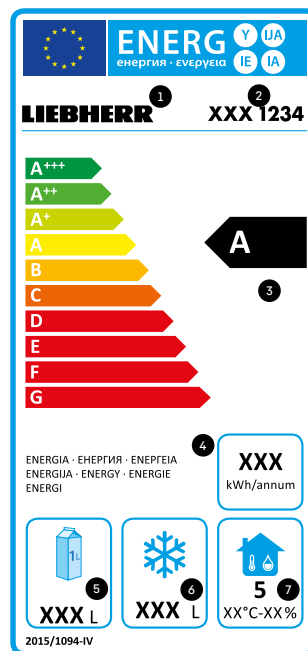
## Making energy efficiency visible

The use of fridges and freezers has a significant impact on the environment, as they operate 24/7. That is why we have been focusing on improving the energy efficiency of our appliances for decades.

The energy efficiency of an appliance is classified and displayed in the form of the energy label for commercial refrigerators and the energy label for fridges and freezers with a direct sales function.

## The EU label for commercial refrigerators

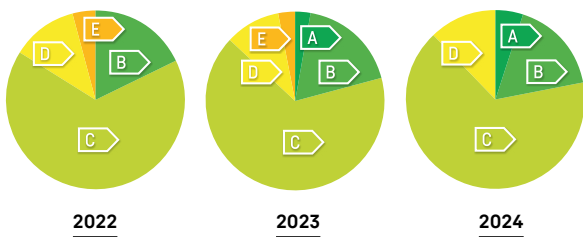
The EU energy label contains the following information in accordance with EU Regulation 2015/1094:



1. Name or trademark of the supplier
2. Model identification of the supplier
3. The new efficiency scale from A to G. However, G is only intended for wine fridges.
4. Energy consumption in 365 days
5. Net capacity, refrigeration
6. Net capacity, freezing
7. Climate class (3, 4 or 5)

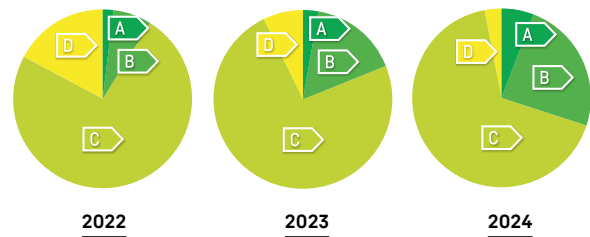
### Improvement in the energy efficiency of refrigerating appliances with a direct sales function in the EU

The proportion of refrigerating appliances with a direct sales function rated in energy efficiency classes A, B, and C increased from 84 percent in 2022 to 88 percent in 2024. 5 percent of our appliances were classified in energy efficiency class A in 2024, whereas there were no energy efficiency class A-rated appliances in 2022.



### Improvement in the energy efficiency of professional refrigerated storage cabinets in the EU

The professional refrigerated storage cabinets from Liebherr are setting new standards in terms of energy efficiency. Between 2022 and 2024, the proportion of appliances in energy efficiency classes A, B and C increased from 84 percent to 97 percent. The increase in class A and B appliances was particularly noteworthy, rising from 9 percent to 30 percent.



## Measurements for professional refrigerated storage cabinets

### Climate class 4\*

Ambient temperatures from +10 °C/+16 °C to +30 °C, 55% relative humidity

### Climate class 5\* (high-performance refrigerated storage cabinet):

Ambient temperatures from +10 °C/+16 °C to +40 °C, 40% relative humidity

The climate class shown on the energy label reflects the maximum ambient temperature at the installation location of the appliance. At this ambient temperature, the storage temperatures required for food should be maintained.

### Energy consumption/usable volume

Energy consumption is measured for all appliances at climate class 4 (+30 °C/55% rh), regardless of the climate class indicated.

The measurement of energy consumption is subject to the EN 16825 standard and Regulation 2015/1094-IV.

The usable volume is determined according to the EN 16825 standard.

\* All Liebherr appliances for hotels and restaurants are certified for climate class 4 or 5 as standard – this ensures maximum energy efficiency even in demanding operating conditions with an ambient temperature of up to +40 °C.



# Choose refrigeration and freezing from the professionals

Whether for catering, bakery or food retail, for beverages, frozen food or ice cream: If you wish to fulfil the expectations of your customers and guests regarding freshness and quality, you need cooling technology that fulfils the highest requirements. With specially developed professional appliances, we offer our commercial customers first-class solutions for a demanding working day – and strong arguments for choosing the system specialist.

**Excellent performance has its reasons. We have five.**

**Liebherr's top performance is based on five pillars:**



## Durability and economic efficiency

Our refrigerators and freezers stand out with their high efficiency and very low energy and overall operational costs. Robust materials, high-quality cooling components and quality processing guarantee a long lifetime. The outstanding Total Cost of Ownership is also down to the easy care and, not least, the fact that the appliances need little to no maintenance.



## Cooling performance and temperature stability

Perfect cooling power, you can rely on the high temperature constancy of our professional appliances, even up to +43 C. Even opening the doors frequently will have no effect on your goods. The ultra-modern components, high-performance and environmentally friendly coolants, and precise controls are so tightly coordinated that the quality and freshness of the products are always guaranteed, without compromising the economic efficiency of the appliances.



## Security and alarms

Numerous security functions in our professional appliances ensure that your food is always correctly cooled and there is no loss of quality. For example, various alarm systems immediately warn you of temperature fluctuations, while door locks provide protection against unauthorised access.



## Hygiene and ease of cleaning

Uncompromising hygiene is essential when storing food. That's why our appliances are particularly easy to clean. For example, they are equipped with seamless inner liners which can be easily and thoroughly wiped down. The fronts, drawers and grid shelves, too, are always designed to be easy to clean.



## Handling and equipment

During a hectic working day, everything has to run smoothly. Thanks to well-conceived details, intelligent functions and excellent material quality, our professional appliances offer you maximum ease of operation, ensuring hassle-free work.

# Efficient through and through

---

A Liebherr professional appliance pays off even more in times of rising electricity prices and fluctuating demand. High-quality components, precise cooling performance and low energy consumption ensure an optimal Total Cost of Ownership.



## **Long-term satisfaction: outstanding service life**

Liebherr appliances are designed for a service cycle of at least 15 years. Extremely robustly manufactured, they continually withstand demands of daily use. This is quality that pays off – for many years to come.

## **Original Liebherr: 15 years of spare parts availability**

Liebherr-Hausgeräte GmbH is taking the service life of its high-quality appliances one step further for its customers: Spare parts availability will be extended to 15 years from the end of production of the respective model. This applies to all functional parts and storable parts of the equipment. Liebherr-Hausgeräte also guarantees this service retroactively for all appliances produced since 1 January 2021.

## **Good for people and the environment: ultra-efficiency**

Energy-efficient refrigerators and freezers help with ever increasing electricity prices. Liebherr fully utilises the savings potential of every component – from the compressor to the seal, to the lighting and electronics. The ultra-efficient appliances in the Perfection series for example demonstrate how this has a positive effect on your overall operating costs.

## **Saves costs, time and aggravation Maintenance-free**

Liebherr's professional freestanding appliances operate without filters or other components and parts that require regular replacement. There are no additional cleaning requirements.

## **Wire tube condenser**

Our durable wire tube condensers prevent dirt deposits, require no maintenance and ensure excellent refrigeration performance and efficiency for many years. They reduce the operating costs of your refrigerator.

# Consistent refrigeration performance, constant temperature

---

Liebherr appliances offer optimum reliability for refrigeration and freezing. Food is chilled quickly and gently, reducing temperature fluctuations to a minimum and keeping your goods fresh for as long as possible.

## Constantly cool in accordance with DIN EN 16825:2015

Groceries retain their quality only when temperature fluctuations are minimal. Liebherr refrigerators have an impressively stable temperature ranging between  $-1^{\circ}\text{C}$  and  $5^{\circ}\text{C}$ . This not only maintains the storage climate, but also the value of your goods and ingredients.

## Constantly frozen in accordance with DIN EN 16825:2015

Sensitive foodstuffs cannot be subjected to large deviations from the set storage temperature. Liebherr freezers guarantee a stable temperature between  $-15^{\circ}\text{C}$  and  $-18^{\circ}\text{C}$ . This allows you to keep food for longer and preserves the quality of your frozen goods.

## Cooled in a flash with SuperCool

For an optimal temperature, even for market purchases warmed by the sun: Once you activate SuperCool, your Liebherr boosts its performance until the fresh food is as cool as the rest of the contents. SuperCool then switches off automatically – after a maximum of 12 hours.

## No more defrosting thanks to NoFrost

NoFrost technology gives surface ice no chance. Any moisture that occurs is combated by the fan-assisted cooling, and cyclical defrosting phases remove even the last moisture particles out of the interior. For convenient, safe, and ice-free storage.



## Frozen in a flash with SuperFrost

The automatic SuperFrost function rapidly reduces the temperature in your professional freezer to its coldest level, creating cold reserves for vitamin-preserving freezing. As soon as the freezing process is complete, or after max. 65 hours, SuperFrost switches back to normal operation, preventing unnecessary energy consumption.

## Ideal humidity with HumidityControl

The perfect climate conditions can only be created with the correct combination of temperature and humidity. With HumidityControl, you can adjust the humidity to the requirements of your stored food in three stages, ensuring extra-long freshness.



# Safety as standard

---

Anyone selling food needs reliable protection for their goods – from interruptions to the cooling process and temperature fluctuations to unauthorised access. Our professional refrigerators and freezers make it easy to safeguard against both.

## LightAlarm: Light on, door closed

In case of an uncontrolled temperature rise, if a door has been left open or there were any other problems, the interior light of the appliance will start flashing. In the case of glass-door appliances, this quickly reveals where action is needed. In the case of solid-door appliances, the flashing interior warns to close the door immediately, in order to preserve the storage quality.



## Power failure info: find out what happened

If the power supply is interrupted due to a fault, the power failure indicator appears once power is restored. It shows how long the appliance was without power and the maximum temperature reached during this period. This enables you to assess whether any loss of quality is likely.

## Mechanical key lock: the key to complete control

All professional Liebherr appliances for bakeries and the catering industry are equipped with a mechanical lock with two keys. This way you can be sure that no unauthorised hands can access your stored goods.

## Electronic lock: on the safe side

Selected Liebherr appliances with an electronic lock can be locked and unlocked using an individual PIN code. This allows any number of users to lock and unlock the appliance via the user interface without having to share a key.



## Built-in cleanliness

---

Perfect hygiene plays an important role in professional food handling. Our professional appliances therefore have features which reduce dirt from the start and make cleaning much easier.

### Floor drainage for fast cleaning

High levels of hygiene made easy: The integrated floor drainage in Liebherr's catering appliances enables convenient cleaning in small spaces. Water simply drains away and your appliance is quickly clean again.



### Food-safe interior for unpackaged food

All materials in Liebherr appliances for bakeries and the catering industry are food-safe and suitable for storing unpackaged foods.

### Seamless interior to prevent dirt

The plastic inside container is made of polystyrene: a fully recyclable, robust, and odourless plastic. Manufactured seamlessly from one piece, it has no hidden dirt traps and the large corners can be cleaned quickly and easily. The perfect combination of sustainability and hygiene.



# SmartMonitoring: for maximum safety and convenience

---

SmartMonitoring makes Liebherr appliances even safer, taking the protection of valuable contents to a new level. This digital, cloud-based solution automatically documents storage temperatures – relieving you of a daily task that requires time and attention.

## Continuous documentation

SmartMonitoring constantly and accurately monitors temperature stability – even outside regular working hours, such as at weekends or on public holidays. And it can even monitor different sites for multiple appliances.

## Complete temperature history

SmartMonitoring documents the temperature and all relevant refrigeration parameters for your stored substances, around the clock. This data can then be downloaded directly from the dashboard.

## Immediate alarms in the event of deviations

If there are deviations in the storage temperature, you are immediately alerted by email, \* text message or phone. This helps you react before problems arise.

\* SMS and voice call are available as an optional add on service. Email is included as standard.

## Simple commissioning

The new generation of appliances for hotels and catering are already equipped with the SmartModule, or can be retrofitted depending on the model, and can be immediately connected to SmartMonitoring. Predecessor models can be easily connected via the external data loggers.





**Get your licence to chill.**

With the right licence, you can take full advantage of the professional SmartMonitoring solutions from Liebherr. This includes all the basic functions such as monitoring, documentation and email alerts.

- 36-month term from activation
- No automatic extension
- One licence per monitored appliance (fridge/freezer)
- Authorisation for any number of users
- User and appliance management (role-based)
- Additional alerts via text message and phone optionally available




Register your fridge or freezer now and get a free trial licence for six months.



**SmartModule (6145269)**

The SmartModule connects Liebherr appliances to SmartMonitoring or existing monitoring systems. The small unit with integrated LAN/WiFi is ready to use as soon as it is mounted.



**Local interface**

For customers who already have their own monitoring system for their appliances, or plan to install one, Liebherr provides the option to connect fridges and freezers via a local interface.



**Data logger, three-channel (6145365)**

In addition to the standard temperature sensor and a door contact sensor, the three-channel data logger features an additional temperature sensor which can be used to additionally monitor the temperature of sensitive products.



**Data logger, temperature (6145363)**

The temperature data logger reliably records temperature data and transmits it directly to the SmartMonitoring via a WiFi connection.



The availability of SmartMonitoring varies by country.

Find out more about SmartMonitoring here: [home.liebherr.com/smartmonitoring](http://home.liebherr.com/smartmonitoring)

## Simply uncomplicated

---

When working with food, things are often hectic. That's why our professional refrigerators and freezers are equipped with a lot of features and clever details to make your everyday life easier.



### Open for convenience: 90° door stopper

If the door is opened beyond 90°, it remains open on its own. This gives you enough room for manoeuvre to fill the appliance with both hands, sort or remove goods. This also makes cleaning easier. Under 90°, the door closes automatically to keep the temperature stable and retain the quality of the stored goods.

### Just in case: pull-out stop

The pull-out stop in the middle of the grid shelf makes sure your goods are stored securely: The grid shelf cannot be pulled out by mistake – even if things start to get a little hectic. When stocking or emptying the appliance, it remains reliably fixed in position – and you are spared any mishaps, large or small.



### Foot pedal

Even when you haven't got a hand free, you can conveniently open the appliance using the optional foot pedal. Especially in professional settings, this feature makes it significantly easier to use refrigerators and freezers as you can easily open the door when your hands are full.

### Effort-saving: ergonomic slimline handle

Save your energy for more important things: The door handle is designed for frequent use. It is ergonomic and easy to grip with either hand, and it is very easy to clean.

### Convenience at your fingertips: intuitive menu navigation


Check the appliance status from the control panel integrated flush in the door without needing to open the door. The menu guidance is self-explanatory and can be operated via symbols and voice control in up to 12 different languages. The display can also be controlled by three touch buttons or with Touch & Swipe, even when wearing gloves.

### Performance series

Our Performance series concentrates on the essentials: Appliances in this class meet all the requirements for safe, temperature-stable storage. All Performance appliances are available as solid-door models and freezer variants are equipped with the SmartFrost function.



Energy-efficient



SmartFrost freezer



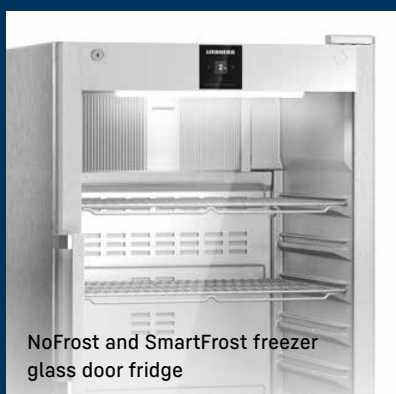
HumidityControl

### Perfection series

Perfection series appliances offer everything to meet the highest standards and requirements of professional everyday use. They are made of stainless steel, are available with either solid or glass doors, and feature optimal lighting. Their cooling range spans from -2 °C to +15 °C; the freezers include both the SmartFrost and the NoFrost functions.



Lighting



NoFrost and SmartFrost freezer  
glass door fridge



Stainless steel housing



## Refrigerators and freezers for the hotel and catering industries – recommended by professionals for professionals

---

High temperatures, confined spaces, constant activity – professional kitchens place heavy demands on refrigerators and freezers, which must deliver full performance at all times. That is precisely why Liebherr has developed a portfolio tailored to the needs of the hotel and catering industries.

Our appliances reliably store food even at ambient temperatures of up to +40 °C, maintaining consistent cooling performance. They are exceptionally robust, durable, easy to clean and particularly sustainable – not least thanks to the use of natural refrigerants.

At the same time, they comply with all applicable directives, standards and regulations, including hygiene requirements, HACCP guidelines and compatibility with GN containers. The efficient cooling system not only ensures low energy consumption and reduced operating costs, but also provides complete reassurance that your products are stored safely.

You can rely on this – because it is our commitment to deliver perfection from the first course to the last.

# Refrigerators and freezers

## Refrigerators and freezers with stainless steel inner liner



Performance series    Perfection series

## Refrigerators and freezers with plastic inner liner



Performance series    Perfection series

## Freestanding under counter fridges and freezers



Performance series    Perfection series

## Refrigerators and freezers with stainless steel inner liner

### Performance series

FRPSvg/FFPSvg

#### Environmental conditions\*

Ambient temperature +10 °C to +40 °C

#### Temperature stability

EN 16825

Refrigerators: +1 °C to +15 °C / -2 °C to +15 °C

Freezers: -9 °C to -26 °C

Refrigerators: Class M1

Freezers: Class L1

Refrigerators: with 3 humidity zones

Freezers: with NoFrost

#### Storage safety

Visual and audible alarms

Power failure alarm

Self-closing door < 90°

Mechanical lock

#### Features

Monochrome display, touch buttons

Refrigerators: GN 2/1, 530 × 650 mm (lengthwise insertion)

Freezers: GN 2/1, 530 × 650 mm (lengthwise insertion)

Individually adjustable maintenance timer

Castors as accessory, with adjustable feet as standard

Refrigerators:  
LED ceiling lighting

Freezers:  
LED ceiling lighting

Full-length integrated handle

Inside & outside: Chrome-nickel steel (1.4301 / AISI 304)

Connectivity can be retrofitted

#### Energy consumption

UltraEfficient

EU directive 2015/1094

#### Compliance

Safety machinery directive – EN 60335

## Refrigerators and freezers with plastic inner liner

### Perfection series

FRPSvh/FFPSvh

Ambient temperature +10 °C to +40 °C
EN 16825
Refrigerators: +1 °C to +15 °C / -2 °C to +15 °C
Freezers: -9 °C to -26 °C
Refrigerators: Class M1
Freezers: Class L1
Refrigerators: with 3 humidity zones
Freezers: with NoFrost
Visual and audible alarms
Power failure alarm
Self-closing door < 90°
Mechanical lock
2.4" colour display, Touch & Swipe
Refrigerators: GN 2/1, 530 × 650 mm (lengthwise insertion)
Freezers: GN 2/1, 530 × 650 mm (lengthwise insertion)
Individually adjustable maintenance timer
Castors as accessory (except FRPSvh 1412), with adjustable feet as standard
Refrigerators: vertical LED lighting
Freezers: vertical LED lighting
Full-length integrated handle
Inside & outside: Chrome-nickel steel (1.4301 / AISI 304)
Connectivity
UltraEfficient
EU directive 2015/1094
Safety machinery directive – EN 60335

### Performance series

FRFvg/FFFvg/FFFsg/FCFvg/FRTvg/FFTvg/FFTsg

Ambient temperature +10 °C to +40 °C
EN 16825
Refrigerators: +1 °C to +15 °C
Freezers: -9 °C to -26 °C
Refrigerators: Class M1
Freezers: Class L1
Refrigerators: with 3 humidity zones
Freezers: with SmartFrost and NoFrost
Visual and audible alarms
Power failure alarm
Self-closing door at < 90°
Mechanical lock
Monochrome display, touch buttons
Refrigerators: 75 cm wide: GN 2/1, 650 × 530 mm (crosswise insertion)
Freezers: 75 cm wide: Euronorm 600 × 400 mm (crosswise insertion)
Individually adjustable maintenance timer
Castors/adjustable feet as accessory, 75 cm wide appliances with adjustable feet as standard
LED ceiling lighting on FCFvg model
Aluminium door handle
Inside: plastic Outside: powder-coated steel
Connectivity can be retrofitted
SuperEfficient
EU directive 2015/1094 FFFsg no label
Safety machinery directive – EN 60335

### Perfection series

FRFCvg/FRFBvg/FFFCvg/FFFBvg/FFFCsg/FCFCvg/FRTCvg/FFTCvg/FFTCsg

Ambient temperature +10 °C to +40 °C
EN 16825
Refrigerators: +1 °C to +15 °C / -2 °C to +15 °C
Freezers: -9 °C to -26 °C
Refrigerators: Class M1
Freezers: Class L1
Refrigerators: with 3 humidity zones
Freezers: with SmartFrost and NoFrost
Visual and audible alarms
Power failure alarm
Self-closing door at < 90°
Mechanical lock
Monochrome display, touch buttons
Refrigerators: 75 cm wide: GN 2/1, 650 × 530 mm (crosswise insertion)
Freezers: 75 cm wide: Euronorm 600 × 400 mm (crosswise insertion)
Individually adjustable maintenance timer
Castors/adjustable feet as accessory, 75 cm wide appliances with adjustable feet as standard
Evaporator cover (stops items freezing onto inner liner), only for glass door models, optional for insulating door models
Refrigerators: Insulated and glass door models with ceiling lighting Side lighting on FCFCvg model
Freezers: LED lighting in the front housing
Aluminium door handle
Inside: plastic Outside: stainless steel
Connectivity can be retrofitted
SuperEfficient
EU directive 2015/1094 FFFCsg no label
Safety machinery directive – EN 60335

\* Indicates the ambient temperature at which the appliance can be safely operated.  
The series equipment listed above may vary depending on the model. Exact details can be found in the model description.

Letters

F	F	F	C	v	g
<b>1</b>	<b>2</b>	<b>3</b>	<b>4</b>	<b>5</b>	<b>6</b>

Digits

6	5	0	1
<b>7 + 8</b>	<b>9</b>	<b>10</b>	

<b>1</b>	<b>Market segment</b>	<b>7 + 8</b>	<b>Gross volume*</b>
F	Food Service	15	150 litres
		40	400 litres
<b>2</b>	<b>Temperature</b>	55	550 litres
R	Refrigerator	65	650 litres
F	Freezer	14	1400 litres
C	Combination refrigerator-freezer	<b>9</b>	<b>Door variant</b>
<b>3</b>	<b>Structural design</b>	0	Solid door
F	Freestanding / upright bottom mount compressor	1	Insulated glass door
P	Freestanding / upright top mount compressor	3	Insulated glass door / solid door (refrigerator-freezer)
T	Freestanding under counter appliance	<b>10</b>	<b>Number of doors/compartments</b>
<b>4</b>	<b>Housing material</b>	1	One
-	Powder-coated steel or plastic	2	Two
S	Stainless steel		
C	Chrome steel		
B	BlackSteel		
<b>5</b>	<b>Ventilation system</b>		
s	Static		
v	Ventilated		
<b>6</b>	<b>User interface (UI)</b>		
g	Basic UI		
h	Advanced UI		

\* See the appliance description for exact volume.



FFFCvg 6501

# The advantages at a glance

## Dynamic cooling system

Powerful dynamic cooling system for stable and evenly distributed interior temperatures. The fan/door contact switch minimises loss of cold air when opening the door. Thanks to the evaporator, the system is virtually maintenance-free.

## Temperature stability in accordance with DIN EN 16825:2015

Fully reliable cooling, 365 days a year: with stable values between  $-1\text{ }^{\circ}\text{C}$  and  $+5\text{ }^{\circ}\text{C}$  or between  $-15\text{ }^{\circ}\text{C}$  and  $-18\text{ }^{\circ}\text{C}$ , Liebherr fridges and freezers offer high temperature stability in hot and humid rooms, even with frequent door openings.

## SuperCool

To make sure your Liebherr still maintains the ideal temperature when unrefrigerated goods are put in, SuperCool temporarily increases the cooling power. After a maximum of 12 hours, it automatically deactivates.

## HumidityControl

HumidityControl allows you to adjust the humidity to your needs, providing an optimal storage climate and ensuring the freshness of your goods for even longer.

## Grid shelves

The plastic-coated grid shelves allow versatile use of the interior and can carry up to 60 kg, meaning that goods can be stored safely, even when extremely heavy.



## Compatible with standard containers

Liebherr refrigerators for the catering industry are generally designed for use with Euro standard gastronomy containers. This means that any standard container previously used will fit.



FRPSvh 6501 Perfection



### Easily accessible refrigeration components

The cooling components are integrated very accessibly into the upper area of the machinery compartment, which significantly increases the capacity of the interior. The front can be easily lifted up to facilitate cleaning or servicing. When opened by more than 45° it can be completely detached.

### Energy label according to EU Directive 2015/1094

The energy label shows at a glance just how economical professional Liebherr appliances are. This low energy consumption also translates into low overall operating costs.

### Evaporator

The cataphoretically-coated evaporator is extremely corrosion-resistant, offering optimal protection against aggressive substances such as salts. This increases the service life of the appliance and ensures consistent performance and efficiency.

### Insulation

Good for the environment, efficiency and storage safety: the insulation with CFC-free cyclopentane foam minimises any loss of cold air, reduces energy consumption and allows you to keep your goods stored in the appliance for longer in the event of a fault.

### Self-closing door

To make loading, unloading and cleaning easier, the appliance door stays open if opened by beyond 90°. If the opening angle is less than 90°, it closes automatically for safety.



### Replaceable door seal

Save time and money: Liebherr's plug-in door seals can be easily replaced. If a seal is damaged, you can replace it yourself without needing any tools at all.

### Stainless steel interior and exterior

Hygiene is the top priority in places where food is stored. With this in mind, the deep drawn Gastronorm 2/1 stainless steel inner liner is made from hygienic stainless steel and omits awkward-to-clean functional parts. The seamless stainless steel side panels of the outer housing with insulation layer are also especially easy to clean. Stainless steel fridges and freezers GN 2/1 are jet water resistant inside and out, in accordance with IPX5.

### Floor drainage

The integrated floor drainage in Liebherr's appliance enables convenient cleaning in small spaces. Water simply drains away and your appliance is quickly clean again.



Our GN 2/1 stainless steel fridges and freezers have been developed to meet the most demanding requirements. Powerful cooling components ensure quick cooling of food with low consumption. The HACCP-compliant electronics enable accurate temperature settings that remain stable – for ideal storage reliability even at high ambient temperatures. Height-adjustable racks and an interior without any obstructions allow highly flexible storage and easy cleaning.

#### **Electronics with integrated temperature display**

The easy-to-operate touch electronics control the energy-saving defrosting function according to the actual need. Via the SmartMonitoring interface, appliances can be connected to external cloud-based monitoring software. The integrated data logger registers and stores the minimum and maximum interior temperature for HACCP-compliant documentation. The electronic system gives out a visual and acoustic alarm in the event of temperature deviations or other problems, protecting your goods.

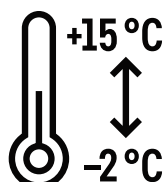


## Quality right down to the smallest detail



### LightAlarm

In case of an uncontrolled temperature rise, if a door has been left open or there were any other problems, the interior light of the appliance will start flashing. In the case of glass-door appliances, this quickly reveals where action is needed. In the case of solid-door appliances, the flashing interior warns to close the door immediately, in order to preserve the storage quality.



### Extended temperature range -2 °C/+15 °C

Liebherr fridges have an extended temperature range from -2 °C to +15 °C – so even meat and fish stay fresh and tasty for longer.



### WiFi/LAN interface

The WiFi/LAN interface enables you to easily connect your appliances with Liebherr SmartMonitoring or existing local systems.



### Stable, deep drawn inner liner

The deep drawn stainless steel inner lining has integrated ribs for the mounting surfaces. In addition, it is corrosion-resistant, hygienic and particularly easy to clean. The grids are loadable up to 60 kg – which means that even heavy goods present no problem. Gastronorm containers 2/1 can be pushed directly onto the shelf ribs.



### LED lighting

Even in a dark environment, the LED lighting provides good illumination for the interior. The optimum overview means that the desired product is immediately at hand, the door can be quickly closed again and the interior temperature remains stable. This saves you time looking for things – and above all energy costs. The flush-mounted LED lighting makes cleaning easy.



### Enlarged glass door view

Overview of the food in stock – essential during a hectic working day. The all-glass door with enlarged field of view provides maximum visibility of the appliance interior. This makes it easier to organise goods and to quickly find the required product, saving valuable time.

## Refrigerators GN 2/1 with dynamic cooling, with stainless steel interior and exterior



### FRPSvh 1412

Perfection

Gross / net capacity	1414 / 1096 litre
Exterior dimensions in mm (w / d / h)	1427 / 867 / 2115
Interior dimensions in mm (w / d / h)	1239 / 650 / 1512
Energy efficiency class <sup>1</sup>	<b>C</b>
Energy consumption in 365 days	1134 kWh
Climate class (energy directive)	4
Temperature class (energy directive)	M1
Ambient temperature range <sup>2</sup>	+10 °C to +40 °C
Refrigerant	R 290
Sound power level	60 dB(A)
Voltage / frequency	220 - 240V~ / 50 Hz
Connection rating	4.0 A
Rated consumption watts	320 W
Heat output	650 kJ/h
Cooling system	forced-air
Defrost	automatic
Temperature range	+1 °C to +15 °C
Gastronorm	GN 2/1, 530 × 650 mm (530 mm wide)
External cabinet finish	Chrome-nickel steel (1.4301 / AISI 304) / stainless steel
Door material / colour	Insulated glass door with Chrome-nickel steel frame (1.4301 / AISI 304) / stainless steel
Internal liner material	Chrome-nickel steel (1.4301 / AISI 304)
Type of control	2.4" touch & swipe colour display
Temperature display	external digital
Fault: warning signal	visual and audible
Interior light	LED light column both sides, separate connection
Connectivity type	SmartModule
Connectivity solution	integrated, removable
Interface	WiFi/LAN
Adjustable shelves	8
Shelf material	wire shelves plastic-coated
Shelf loading	60 kg
Height of adjustable feet	115-175 mm
Handle	full-length integrated handle
Type of lock	mechanical
Self-closing door	yes
Door hinges	left-hand / right-hand
Gross / net weight	262 / 242.2 kg
Accessories	
Stainless steel / grey grid shelf	7112622 / 7112606
Castors Ø 100 mm	
Foot pedal opener	9597649
Side-by-Side set in grey	9597778



## FRPSvh 6501

Perfection

Gross / net capacity	597 / 486 litre
Exterior dimensions in mm (w / d / h)	697 / 867 / 2115
Interior dimensions in mm (w / d / h)	509 / 650 / 1512
Energy efficiency class <sup>1</sup>	<b>A</b>
Energy consumption in 365 days	302 kWh
Climate class (energy directive)	5
Temperature class (energy directive)	M1
Ambient temperature range <sup>2</sup>	+10 °C to +40 °C
Refrigerant	R 290
Sound power level	60 dB(A)
Voltage / frequency	220 - 240V~ / 50 Hz
Connection rating	4.0 A
Rated consumption watts	220 W
Heat output	305 kJ/h
Cooling system	forced-air
Defrost	automatic
Temperature range	-2 °C to +15 °C
Gastronorm	GN 2/1, 530 × 650 mm (530 mm wide)
External cabinet finish	Chrome-nickel steel (1.4301 / AISI 304) / stainless steel
Door material / colour	Chrome-nickel steel (1.4301 / AISI 304) / stainless steel
Internal liner material	Chrome-nickel steel (1.4301 / AISI 304)
Type of control	2.4" touch & swipe colour display
Temperature display	external digital
Fault: warning signal	visual and audible
Interior light	LED lighting column, left
Connectivity type / Connectivity solution	SmartModule / integrated, removable
Interface	WiFi/LAN
Adjustable shelves	4
Shelf material	wire shelves plastic-coated
Usable shelf area in mm (w / d)	500 / 650
Shelf loading	60 kg
Height of adjustable feet	115-175 mm
Handle	full-length integrated handle
Type of lock	mechanical
Self-closing door	yes
Door hinges	right, reversible on site
Gross / net weight	134 / 118 kg
Accessories	
Stainless steel / grey grid shelf	7112622 / 7112606
Castors Ø 100 mm	9597828
Foot pedal opener	9597617
Side-by-Side set in grey	9597778

<sup>1</sup> As per EU Regulation 2015/1094-IV.

<sup>2</sup> Indicates the ambient temperature at which the appliance can be safely operated.

## Refrigerator GN 2/1 with dynamic cooling, with stainless steel interior and exterior



### FRPSvg 1402

#### Performance

Gross / net capacity	1360 / 1096 litre
Exterior dimensions in mm (w / d / h)	1427 / 867 / 2115
Interior dimensions in mm (w / d / h)	1239 / 650 / 1512
Energy efficiency class <sup>1</sup>	<b>B</b>
Energy consumption in 365 days	807 kWh
Climate class (energy directive)	5
Temperature class (energy directive)	M1
Ambient temperature range <sup>2</sup>	+10 °C to +40 °C
Refrigerant	R 290
Sound power level	60 dB(A)
Voltage / frequency	220 - 240V~ / 50 Hz
Connection rating	4.0 A
Rated consumption watts	320 W
Heat output	520 kJ/h
Cooling system	forced-air
Defrost	automatic
Temperature range	-2 °C to +15 °C
Gastronorm	GN 2/1, 530 × 650 mm (530 mm wide)
External cabinet finish	Chrome-nickel steel (1.4301 / AISI 304) / stainless steel
Door material / colour	Chrome-nickel steel (1.4301 / AISI 304) / stainless steel
Internal liner material	Chrome-nickel steel (1.4301 / AISI 304)
Type of control	monochrome display, touch buttons
Temperature display	external digital
Fault: warning signal	visual and audible
Interior light	LED ceiling lighting
Connectivity type	SmartModule
Connectivity solution	retrofittable
Interface	WiFi/LAN (optional)
Adjustable shelves	6
Shelf material	wire shelves plastic-coated
Shelf loading	60 kg
Height of adjustable feet	115-175 mm
Handle	full-length integrated handle
Type of lock	mechanical
Self-closing door	yes
Door hinges	left-hand / right-hand
Gross / net weight	210 / 189.7 kg
Accessories	
Stainless steel / grey grid shelf	7112622 / 7112606
Castors Ø 100 mm	9597965
Foot pedal opener	9597649
Side-by-Side set in grey	9597778
SmartModule	6145269

## Refrigerators GN 2/1 with dynamic cooling, with stainless steel interior and exterior



### FRPSvg 6511

Performance



### FRPSvg 6501

Performance

Gross / net capacity	625 / 486 litre	597 / 486 litre
Exterior dimensions in mm (w / d / h)	697 / 867 / 2115	697 / 867 / 2115
Interior dimensions in mm (w / d / h)	509 / 650 / 1512	509 / 650 / 1512
Energy efficiency class <sup>1</sup>	<b>B</b>	<b>A</b>
Energy consumption in 365 days	412 kWh	302 kWh
Climate class (energy directive)	5	5
Temperature class (energy directive)	M1	M1
Ambient temperature range <sup>2</sup>	+10 °C to +40 °C	+10 °C to +40 °C
Refrigerant	R 290	R 290
Sound power level	60 dB(A)	60 dB(A)
Voltage / frequency	220 - 240V~ / 50 Hz	220 - 240V~ / 50 Hz
Connection rating	4.0 A	4.0 A
Rated consumption watts	220 W	220 W
Heat output	365 kJ/h	305 kJ/h
Cooling system	forced-air	forced-air
Defrost	automatic	automatic
Temperature range	+1 °C to +15 °C	-2 °C to +15 °C
Gastronorm	GN 2/1, 530 × 650 mm (530 mm wide)	GN 2/1, 530 × 650 mm (530 mm wide)
External cabinet finish	Chrome-nickel steel (1.4301 / AISI 304) / stainless steel	Chrome-nickel steel (1.4301 / AISI 304) / stainless steel
Door material / colour	Insulated glass door with Chrome-nickel steel frame (1.4301 / AISI 304) / stainless steel	Chrome-nickel steel (1.4301 / AISI 304) / stainless steel
Internal liner material	Chrome-nickel steel (1.4301 / AISI 304)	Chrome-nickel steel (1.4301 / AISI 304)
Type of control	monochrome display, touch buttons	monochrome display, touch buttons
Temperature display	external digital	external digital
Fault: warning signal	visual and audible	visual and audible
Interior light	LED ceiling light strip with separate switch	LED ceiling lighting
Connectivity type / Connectivity solution	SmartModule / retrofittable	SmartModule / retrofittable
Interface	WiFi/LAN (optional)	WiFi/LAN (optional)
Adjustable shelves	3	3
Shelf material	wire shelves plastic-coated	wire shelves plastic-coated
Usable shelf area in mm (w / d)	500 / 650	500 / 650
Shelf loading	60 kg	60 kg
Height of adjustable feet	115-175 mm	115-175 mm
Handle	full-length integrated handle	full-length integrated handle
Type of lock	mechanical	mechanical
Self-closing door	yes	yes
Door hinges	right, reversible on site	right, reversible on site
Gross / net weight	151 / 141.8 kg	139 / 116.1 kg
Accessories		
Stainless steel / grey grid shelf	7112622 / 7112606	7112622 / 7112606
Castors Ø 100 mm	9597828	9597828
Foot pedal opener	9597617	9597617
Side-by-Side set in grey	9597778	9597778
SmartModule	6145269	6145269

<sup>1</sup> As per EU Regulation 2015/1094-IV.

<sup>2</sup> Indicates the ambient temperature at which the appliance can be safely operated.

## Freezers GN 2/1 with dynamic cooling, with stainless steel interior and exterior



### FFPSvh 6501

Perfection

Gross / net capacity	597 / 486 litre
Exterior dimensions in mm (w / d / h)	697 / 867 / 2115
Interior dimensions in mm (w / d / h)	509 / 650 / 1512
Energy efficiency class <sup>1</sup>	<b>B</b>
Energy consumption in 365 days	1054 kWh
Climate class (energy directive)	5
Temperature class (energy directive)	L1
Ambient temperature range <sup>2</sup>	+10 °C to +40 °C
Refrigerant	R 290
Sound power level	60 dB(A)
Voltage / frequency	220 - 240V~ / 50 Hz
Connection rating	4.0 A
Rated consumption watts	610 W
Heat output	975 kJ/h
Cooling system	forced-air
Defrost	automatic
Temperature range	-9 °C to -26 °C
Gastronorm	GN 2/1, 530 × 650 mm (530 mm wide)
External cabinet finish	Chrome-nickel steel (1.4301 / AISI 304) / stainless steel
Door material / colour	Chrome-nickel steel (1.4301 / AISI 304) / stainless steel
Internal liner material	Chrome-nickel steel (1.4301 / AISI 304)
Type of control	2.4" touch & swipe colour display
Temperature display	external digital
Fault: warning signal	visual and audible
Interior light	LED lighting column, left
Connectivity type	SmartModule
Connectivity solution	integrated, removable
Interface	WiFi/LAN
Adjustable shelves	4
Shelf material	wire shelves plastic-coated
Usable shelf area in mm (w / d)	500 / 650
Shelf loading	60 kg
Height of adjustable feet	115-175 mm
Handle	full-length integrated handle
Type of lock	mechanical
Self-closing door	yes
Door hinges	right, reversible on site
Gross / net weight	144 / 128.2 kg
Accessories	
Stainless steel / grey grid shelf	7112622 / 7112606
Castors Ø 100 mm	9597828
Foot pedal opener	9597617
Side-by-Side set in grey	9597778

## Freezers GN 2/1 with dynamic cooling, with stainless steel interior and exterior



### FFPSvg 1402

#### Performance

### FFPSvg 6501

#### Performance

Gross / net capacity	1360 / 1096 litre	597 / 486 litre
Exterior dimensions in mm (w / d / h)	1427 / 867 / 2115	697 / 867 / 2115
Interior dimensions in mm (w / d / h)	1239 / 650 / 1512	509 / 650 / 1512
Energy efficiency class <sup>1</sup>	<b>B</b>	<b>B</b>
Energy consumption in 365 days	2208 kWh	1180 kWh
Climate class (energy directive)	5	5
Temperature class (energy directive)	L1	L1
Ambient temperature range <sup>2</sup>	+10 °C to +40 °C	+10 °C to +40 °C
Refrigerant	R 290	R 290
Sound power level	60 dB(A)	60 dB(A)
Voltage / frequency	220 - 240V~ / 50/60 Hz	220 - 240V~ / 50 Hz
Connection rating	4.0 A	4.0 A
Rated consumption watts	580 W	610 W
Heat output	1420 kJ/h	975 kJ/h
Cooling system	forced-air	forced-air
Defrost	automatic	automatic
Temperature range	-9 °C to -26 °C	-9 °C to -26 °C
Gastronorm	GN 2/1, 530 × 650 mm (530 mm wide)	GN 2/1, 530 × 650 mm (530 mm wide)
External cabinet finish	Chrome-nickel steel (1.4301 / AISI 304) / stainless steel	Chrome-nickel steel (1.4301 / AISI 304) / stainless steel
Door material / colour	Chrome-nickel steel (1.4301 / AISI 304) / stainless steel	Chrome-nickel steel (1.4301 / AISI 304) / stainless steel
Internal liner material	Chrome-nickel steel (1.4301 / AISI 304)	Chrome-nickel steel (1.4301 / AISI 304)
Type of control	monochrome display, touch buttons	monochrome display, touch buttons
Temperature display	external digital	external digital
Fault: warning signal	visual and audible	visual and audible
Interior light	LED ceiling lighting	LED ceiling lighting
Connectivity type	SmartModule	SmartModule
Connectivity solution	retrofittable	retrofittable
Interface	WiFi/LAN (optional)	WiFi/LAN (optional)
Adjustable shelves	6	3
Shelf material	wire shelves plastic-coated	wire shelves plastic-coated
Usable shelf area in mm (w / d)		500 / 650
Shelf loading	60 kg	60 kg
Height of adjustable feet	115-175 mm	115-175 mm
Handle	full-length integrated handle	full-length integrated handle
Type of lock	mechanical	mechanical
Self-closing door	yes	yes
Door hinges	left-hand / right-hand	right, reversible on site
Gross / net weight	225 / 197.1 kg	141 / 125.7 kg
Accessories		
Stainless steel / grey grid shelf	7112622 / 7112606	7112622 / 7112606
Castors Ø 100 mm	9597965	9597828
Foot pedal opener	9597649	9597617
Side-by-Side set in grey	9597778	9597778
SmartModule	6145269	6145269

<sup>1</sup> As per EU Regulation 2015/1094-IV.

<sup>2</sup> Indicates the ambient temperature at which the appliance can be safely operated.

# The advantages at a glance

## Dynamic cooling system

Powerful dynamic cooling system for stable and evenly distributed interior temperatures. The fan/door contact switch minimises loss of cold air when opening the door. Thanks to the evaporator, the system is virtually maintenance-free.



## Compatible with standard containers

Liebherr refrigerators for the catering industry are generally designed for use with Euro standard gastronomy containers. This means that any standard container used prior to now will fit.

## Grid shelves

The plastic-coated grid shelves allow versatile use of the interior and can carry up to 60 kg, meaning that goods can be stored safely, even when extremely heavy.

## Seamless inner liner

In commercial design, the moulded inner liners are made of food-safe polystyrene. They are odourless, very robust, long-lasting and are easy to clean thanks to their large corner radii – therefore very hygienic.


## Stainless steel housing

The stainless-steel outer housing with single-piece side walls is designed without gaps, making it very hygienic and easy to clean.



## Floor drainage

The integrated floor drainage in Liebherr's catering appliance enables convenient cleaning in small spaces. Water simply drains away and your appliance is soon hygienically clean again.



FRFCvg 6511 Perfection

### LightAlarm

In the event of an uncontrolled temperature rise or other problems, the interior light of the appliance starts flashing. This quickly shows when action is needed.



### LED lighting

Even in a dark environment, the LED ceiling lighting provides good illumination of the interior. This not only saves time looking for what you want, but above all, cuts energy costs.

### Smart Frost

SmartFrost reduces frost build-up in the interior and on stored products. Defrosting is required less often – and when it is necessary, it is made much easier by the smooth, easy-to-clean interior walls. The evaporator in the foam insulation ensures high levels of energy efficiency as well as even cooling.

### No Frost

With professional appliances from Liebherr, defrosting is no longer necessary. Any moisture that occurs is combated by the fan-assisted cooling, and cyclical defrosting phases remove even the last moisture particles out of the interior. For convenient, safe, and ice-free storage.



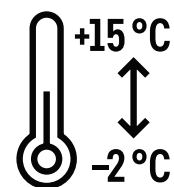
### Convenience at your fingertips

Read out the appliance status from the control panel integrated flush in the door without needing to open it. The menu guidance is self-explanatory and controlled by three touch buttons.



### HumidityControl

The perfect climate conditions can only be created with the correct combination of temperature and humidity. HumidityControl allows you to adjust the humidity to your needs. For an optimal storage climate and the opportunity to enjoy that freshness for even longer.



### Extended temperature range $-2\text{ °C}/+15\text{ °C}$

Liebherr fridges have an extended temperature range from  $-2\text{ °C}$  to  $+15\text{ °C}$  – so even meat and fish stay fresh and tasty for longer.

## Refrigerators GN 2/1 with dynamic cooling and plastic inner liner



### FRFCvg 6511

Perfection

Gross / net capacity	688 / 478 litre
Exterior dimensions in mm (w / d / h)	747 / 769 / 2018
Interior dimensions in mm (w / d / h)	620 / 531 / 1642
Energy efficiency class <sup>1</sup>	<b>D</b>
Energy consumption in 365 days	984 kWh
Climate class (energy directive)	4
Temperature class (energy directive)	M1
Ambient temperature range <sup>2</sup>	+10 °C to +40 °C
Refrigerant	R 600a
Sound power level	49 dB(A)
Voltage / frequency	220 - 240V~ / 50 Hz
Connection rating / Rated consumption watts	2.0 A / 250 W
Heat output	658 kJ/h
Cooling system	forced-air
Defrost	automatic
Temperature range	+1 °C to +15 °C
Gastronorm	GN 2/1, 650 × 530 mm (650 mm wide)
External cabinet finish	stainless steel
Door material / colour	Insulated glass door with aluminium frame / stainless steel
Internal liner material	moulded polystyrol (silver)
Type of control	monochrome display, touch buttons
Temperature display	external digital
Fault: warning signal	visual and audible
Interior light	LED ceiling lighting, separate connection and dimmable
Connectivity type / Connectivity solution	SmartModule / retrofittable
Interface	WiFi/LAN (optional)
Adjustable shelves	5
Shelf material	wire shelves plastic-coated
Usable shelf area in mm (w / d)	620 / 531
Shelf loading	60 kg
Height of adjustable feet	150 - 180 mm
Handle	aluminium handle
Type of lock	mechanical
Self-closing door	yes
Door hinges	right, reversible on site
Gross / net weight	117.7 / 111.8 kg
Accessories	
Stainless steel / grey / white grid shelf	7112570 / 7112568 / 7112566
Stainless steel / grey / white base grid	7113227 / 7113231 / 7113223
Castors Ø 80 mm / Ø 100 mm	9086926 / 9080023
Additional lock barrels (up to 5)	on request
Side-by-Side set in grey / white	9006973 / -
SmartModule	6145269



### FRFCvg 6501

Perfection

655 / 479 litre  
747 / 769 / 2018  
620 / 531 / 1660



635 kWh  
5  
M1  
+10 °C to +40 °C  
R 600a  
49 dB(A)  
220 - 240V~ / 50 Hz  
2.0 A / 240 W  
408 kJ/h  
forced-air  
automatic  
-2 °C to +15 °C  
GN 2/1, 650 × 530 mm (650 mm wide)  
stainless steel  
stainless steel / stainless steel  
moulded polystyrol (silver)  
monochrome display, touch buttons  
external digital  
visual and audible  
LED ceiling lighting  
SmartModule / retrofittable  
WiFi/LAN (optional)  
5  
wire shelves plastic-coated  
620 / 531  
60 kg  
150 - 180 mm  
aluminium handle  
mechanical  
yes  
right, reversible on site  
92.5 / 86.5 kg

7112570 / 7112568 / 7112566  
7113227 / 7113231 / 7113223  
9086926 / 9080023  
on request  
9006973 / -  
6145269



### FRFvg 6501

Performance

655 / 479 litre  
747 / 769 / 2018  
620 / 531 / 1660



603 kWh  
5  
M1  
+10 °C to +40 °C  
R 600a  
49 dB(A)  
220 - 240V~ / 50 Hz  
2.0 A / 240 W  
408 kJ/h  
forced-air  
automatic  
+1 °C to +15 °C  
GN 2/1, 650 × 530 mm (650 mm wide)  
steel / white  
steel / white  
commercial grade moulded polystyrol  
monochrome display, touch buttons  
external digital  
visual and audible  
SmartModule / retrofittable  
WiFi/LAN (optional)  
5  
wire shelves plastic-coated  
620 / 531  
60 kg  
150 - 180 mm  
aluminium handle  
mechanical  
yes  
right, reversible on site  
93.1 / 87 kg

7112570 / 7112568 / 7112566  
7113227 / 7113231 / 7113223  
9086926 / 9080023  
on request  
- / 9006786  
6145269

1 As per EU Regulation 2015/1094-IV.

2 Indicates the ambient temperature at which the appliance can be safely operated.

## Refrigerators with dynamic cooling and plastic inner liner



### FRFCvg 5511

Perfection

600 / 418 litre

747 / 769 / 1818

620 / 531 / 1442



1041 kWh

4

M1

+10°C to +40°C

R 600a

49 dB(A)

220 - 240V~ / 50 Hz

2.0 A / 250 W

592 kJ/h

forced-air / automatic

+1°C to +15°C

GN 2/1, 650 × 530 mm (650 mm wide)

stainless steel

Insulated glass door with aluminium frame / stainless steel

moulded polystyrol (silver)

monochrome display, touch buttons

external digital

visual and audible

LED ceiling lighting, separate connection and dimmable

SmartModule / retrofittable

WiFi/LAN (optional)

4 / wire shelves plastic-coated

620 / 531

60 kg

150 - 180 mm

aluminium handle

mechanical

yes / right, reversible on site

106 / 99.6 kg

Gross / net capacity

Exterior dimensions in mm (w / d / h)

Interior dimensions in mm (w / d / h)

Energy efficiency class<sup>1</sup>

Energy consumption in 365 days

Climate class (energy directive)

Temperature class (energy directive)

Ambient temperature range<sup>2</sup>

Refrigerant

Sound power level

Voltage / frequency

Connection rating / Rated consumption watts

Heat output

Cooling system / Defrost

Temperature range

Gastronorm

External cabinet finish

Door material / colour

Internal liner material

Type of control

Temperature display

Fault: warning signal

Interior light

Connectivity type / Connectivity solution

Interface

Adjustable shelves / Shelf material

Usable shelf area in mm (w / d)

Shelf loading

Height of adjustable feet

Handle

Type of lock

Self-closing door / Door hinges

Gross / net weight

Accessories

Stainless steel / grey / white grid shelf

Stainless steel / grey / white base grid

Castors Ø 80 mm / Ø 100 mm

Adjustable feet, 90 - 120 mm

Adjustable feet, 150 - 180 mm

Additional lock barrels (up to 5)

Side-by-Side set in grey / white / black

SmartModule



### FRFCvg 5501

Perfection

571 / 419 litre

747 / 769 / 1818

620 / 531 / 1442



620 kWh

5

M1

+10°C to +40°C

R 600a

49 dB(A)

220 - 240V~ / 50 Hz

2.0 A / 250 W

358 kJ/h

forced-air / automatic

-2°C to +15°C

GN 2/1, 650 × 530 mm (650 mm wide)

stainless steel

stainless steel / stainless steel

moulded polystyrol (silver)

monochrome display, touch buttons

external digital

visual and audible

LED ceiling lighting

SmartModule / retrofittable

WiFi/LAN (optional)

4 / wire shelves plastic-coated

620 / 531

60 kg

150 - 180 mm

aluminium handle

mechanical

yes / right, reversible on site

85.3 / 80.1 kg

7112570 / 7112568 / 7112566

7113227 / 7113231 / 7113223

9086926 / 9080023

on request

9017742 / - / -

6145269

on request

9017742 / - / -

6145269



**FRFBvg 5501**  
Perfection

571 / 419 litre  
747 / 769 / 1818  
620 / 531 / 1442



620 kWh  
5  
M1  
+10°C to +40°C  
R 600a  
49 dB(A)  
220 - 240V~ / 50 Hz  
2.0 A / 250 W  
358 kJ/h  
forced-air / automatic  
-2°C to +15°C  
GN 2/1, 650 × 530 mm (650 mm wide)  
BlackSteel / BlackSteel  
BlackSteel / BlackSteel

moulded polystyrol (silver)  
monochrome display, touch buttons  
external digital  
visual and audible  
LED ceiling lighting

SmartModule / retrofittable  
WiFi/LAN (optional)  
4 / wire shelves plastic-coated  
620 / 531  
60 kg  
150 - 180 mm  
aluminium handle  
mechanical  
yes / right, reversible on site  
86 / 79 kg

7112570 / 7112568 / 7112566  
7113227 / 7113231 / 7113223  
9086926 / 9080023

on request  
- / - / 9017743  
6145269



**FRFvg 5501**  
Performance

571 / 419 litre  
747 / 769 / 1818  
620 / 531 / 1460



576 kWh  
5  
M1  
+10°C to +40°C  
R 600a  
49 dB(A)  
220 - 240V~ / 50 Hz  
2.0 A / 250 W  
358 kJ/h  
forced-air / automatic  
+1°C to +15°C  
GN 2/1, 650 × 530 mm (650 mm wide)  
steel / white  
steel / white

commercial grade moulded polystyrol  
monochrome display, touch buttons  
external digital  
visual and audible

SmartModule / retrofittable  
WiFi/LAN (optional)  
4 / wire shelves plastic-coated  
620 / 531  
60 kg  
150 - 180 mm  
aluminium handle  
mechanical  
yes / right, reversible on site  
85.8 / 80.5 kg

7112570 / 7112568 / 7112566  
7113227 / 7113231 / 7113223  
9086926 / 9080023

on request  
- / 9017739 / -  
6145269



**FRFCvg 4001**  
Perfection

420 / 289 litre  
597 / 654 / 1884  
460 / 423 / 1642



540 kWh  
5  
M1  
+10°C to +40°C  
R 600a  
48 dB(A)  
220 - 240V~ / 50 Hz  
2.0 A / 240 W  
321 kJ/h  
forced-air / automatic  
-2°C to +15°C  
stainless steel  
stainless steel / stainless steel

moulded polystyrol (silver)  
monochrome display, touch buttons  
external digital  
visual and audible  
LED ceiling lighting

SmartModule / retrofittable  
WiFi/LAN (optional)  
5 / wire shelves plastic-coated  
460 / 423  
45 kg  
aluminium handle  
mechanical  
yes / right, reversible on site  
69.9 / 65.3 kg

7112572 / 7113221 / 7113308  
7113229 / 7113243 / 7113312  
9086926 / 9080023  
9080022  
9086924

on request  
9006973 / - / -  
6145269



**FRFvg 4001**  
Performance

420 / 289 litre  
597 / 654 / 1884  
460 / 423 / 1660



514 kWh  
5  
M1  
+10°C to +40°C  
R 600a  
48 dB(A)  
220 - 240V~ / 50 Hz  
2.0 A / 240 W  
321 kJ/h  
forced-air / automatic  
+1°C to +15°C  
steel / white  
steel / white

commercial grade moulded polystyrol  
monochrome display, touch buttons  
external digital  
visual and audible

SmartModule / retrofittable  
WiFi/LAN (optional)  
5 / wire shelves plastic-coated  
460 / 423  
45 kg  
aluminium handle  
mechanical  
yes / right, reversible on site  
69.7 / 65.1 kg

7112572 / 7113221 / 7113308  
7113229 / 7113243 / 7113312  
9086926 / 9080023  
9080022  
9086924

on request  
- / 9006786 / -  
6145269

1 As per EU Regulation 2015/1094-IV.  
2 Indicates the ambient temperature at which the appliance can be safely operated.

## BlackSteel

Black stainless steel strikingly emphasises the simplistic beauty of pure metal. The BlackSteel surface captivates with its unique vertical polish and refined touches, giving the material its characteristic sharpness and making it resistant to scratches and fingerprints. So your appliance always remains an eye-catcher.



## Starting a manual defrost

Doors left open or evaporating substances can cause ice on the evaporator resulting in temperature fluctuations and higher energy consumption. To clear the appliance from ice, you can also start an automatic defrost manually, restoring optimal storage conditions and lowering energy consumption.



## Suitable for Euronorm box (75 cm wide freezers)

Professional appliances for bakeries and the catering industry are specially designed to meet the needs of kitchens and bakeries and are therefore suitable for use with Euronorm boxes.



FFFCvg 6501



## FFFCvg 6501

Perfection



## FFFCvg 5501

Perfection

Gross / net capacity	544 / 378 litre	472 / 322 litre
Exterior dimensions in mm (w / d / h)	747 / 769 / 2018	747 / 769 / 1818
Interior dimensions in mm (w / d / h)	603 / 510 / 1318	603 / 510 / 1118
Energy efficiency class <sup>1</sup>	<b>B</b>	<b>B</b>
Energy consumption in 365 days	1116 kWh	1007 kWh
Climate class (energy directive)	5	5
Temperature class (energy directive)	L1	L1
Ambient temperature range <sup>2</sup>	+10 °C to +40 °C	+10 °C to +40 °C
Refrigerant	R 290	R 290
Sound power level	55 dB(A)	55 dB(A)
Voltage / frequency	220 - 240V~ / 50 Hz	220 - 240V~ / 50 Hz
Connection rating	2.0 A	2.0 A
Rated consumption watts	270 W	270 W
Heat output	771 kJ/h	721 kJ/h
Cooling system	forced-air	forced-air
Defrost	automatic	automatic
Temperature range	-9 °C to -26 °C	-9 °C to -26 °C
Gastronorm	600 × 400 mm (600 mm wide)	600 × 400 mm (600 mm wide)
External cabinet finish	stainless steel	stainless steel
Door material / colour	stainless steel / stainless steel	stainless steel / stainless steel
Internal liner material	moulded polystyrol (silver)	moulded polystyrol (silver)
Type of control	monochrome display, touch buttons	monochrome display, touch buttons
Temperature display	external digital	external digital
Fault: warning signal	visual and audible	visual and audible
Interior light	LED	LED
Connectivity type / Connectivity solution	SmartModule / retrofittable	SmartModule / retrofittable
Interface	WiFi/LAN (optional)	WiFi/LAN (optional)
Adjustable shelves	5	4
Shelf material	wire shelves plastic-coated	wire shelves plastic-coated
Usable shelf area in mm (w / d)	600 / 510	600 / 510
Shelf loading	60 kg	60 kg
Height of adjustable feet	150 - 180 mm	150 - 180 mm
Handle	aluminium handle	aluminium handle
Type of lock	mechanical	mechanical
Self-closing door	yes	yes
Door hinges	right, reversible on site	right, reversible on site
Gross / net weight	109 / 103.3 kg	100.2 / 94.9 kg
Accessories		
Stainless steel / grey / white grid shelf	7112592 / 7112588 / 7112590	7112592 / 7112588 / 7112590
Stainless steel / grey / white base grid	7113227 / 7113231 / 7113223	7113227 / 7113231 / 7113223
Castors Ø 80 mm / Ø 100 mm	9086926 / 9080023	9086926 / 9080023
Additional lock barrels (up to 5)	on request	on request
Side-by-Side set in grey / white	9006973 / -	9017742 / -
SmartModule	6145269	6145269

<sup>1</sup> As per EU Regulation 2015/1094-IV.

<sup>2</sup> Indicates the ambient temperature at which the appliance can be safely operated.

## Freezers with static cooling and plastic inner liner



### FFFBvg 5501

Perfection

Gross / net capacity	472 / 322 litre
Exterior dimensions in mm (w / d / h)	747 / 769 / 1818
Interior dimensions in mm (w / d / h)	600 / 510 / 1118
Energy efficiency class <sup>1</sup>	<b>B</b>
Energy consumption in 365 days	1007 kWh
Climate class (energy directive)	5
Temperature class (energy directive)	L1
Ambient temperature range <sup>2</sup>	+10 °C to +40 °C
Refrigerant	R 290
Sound power level	55 dB(A)
Voltage / frequency	220 - 240V~ / 50 Hz
Connection rating / Rated consumption watts	2.0 A / 270 W
Heat output	721 kJ/h
Cooling system / Defrost	forced-air / automatic
Temperature range	-9 °C to -26 °C
Gastronorm	600 × 400 mm (600 mm wide)
External cabinet finish	BlackSteel / BlackSteel
Door material / colour	BlackSteel / BlackSteel
Internal liner material	moulded polystyrol (silver)
Type of control	monochrome display, touch buttons
Temperature display	external digital
Fault: warning signal	visual and audible
Interior light	LED
Connectivity type	SmartModule
Connectivity solution	retrofittable
Interface	WiFi/LAN (optional)
Adjustable shelves	4
Shelf material	wire shelves plastic-coated
Usable shelf area in mm (w / d)	600 / 510
Shelf loading	60 kg
Height of adjustable feet	150 - 180 mm
Handle	aluminium handle
Type of lock	mechanical
Self-closing door	yes
Door hinges	right, reversible on site
Gross / net weight	100.3 / 94.9 kg
Accessories	
Stainless steel / grey / white grid shelf	7112592 / 7112588 / 7112590
Stainless steel / grey / white base grid	7113227 / 7113231 / 7113223
Castors Ø 80 mm	9086926
Castors Ø 100 mm	9080023
Additional lock barrels (up to 5)	on request
Side-by-Side set in black	9017743
SmartModule	6145269



## FFFCvg 4001

Perfection

Gross / net capacity	273 / 210 litre
Exterior dimensions in mm (w / d / h)	597 / 654 / 1884
Interior dimensions in mm (w / d / h)	420 / 400 / 1400
Energy efficiency class <sup>1</sup>	<b>B</b>
Energy consumption in 365 days	698 kWh
Climate class (energy directive)	5
Temperature class (energy directive)	L1
Ambient temperature range <sup>2</sup>	+10 °C to +40 °C
Refrigerant	R 600a
Sound power level	46 dB(A)
Voltage / frequency	220 - 240V~ / 50/60 Hz
Connection rating / Rated consumption watts	2.0 A / 130 W
Heat output	483 kJ/h
Cooling system / Defrost	forced-air / automatic
Temperature range	-9 °C to -26 °C
External cabinet finish	stainless steel
Door material / colour	stainless steel / stainless steel
Internal liner material	moulded polystyrol (silver)
Type of control	monochrome display, touch buttons
Temperature display	external digital
Fault: warning signal	visual and audible
Interior light	LED
Connectivity type	SmartModule
Connectivity solution	retrofittable
Interface	WiFi/LAN (optional)
Adjustable shelves	6
Shelf material	wire shelves plastic-coated
Usable shelf area in mm (w / d)	420 / 400
Shelf loading	45 kg
Handle	aluminium handle
Type of lock	mechanical
Self-closing door	yes
Door hinges	right, reversible on site
Gross / net weight	79 / 74.5 kg
Accessories	
Stainless steel / grey / white grid shelf	7113420 / 7113418 / 7113416
Stainless steel / grey / white base grid	7112598 / 7112596 / 7112594
Castors Ø 80 mm	9086926
Castors Ø 100 mm	9080023
Adjustable feet, 90 - 120 mm	9080022
Adjustable feet, 150 - 180 mm	9086924
Additional lock barrels (up to 5)	on request
Side-by-Side set in grey	9006973
SmartModule	6145269

<sup>1</sup> As per EU Regulation 2015/1094-IV.

<sup>2</sup> Indicates the ambient temperature at which the appliance can be safely operated.

## Freezers with static cooling and plastic inner liner



### FFFsg 6501

Performance

Gross / net capacity	573 / 332 litre
Exterior dimensions in mm (w / d / h)	747 / 769 / 2018
Interior dimensions in mm (w / d / h)	580 / 523 / 1609
Energy consumption in 365 days	1170 kWh
Climate class (energy directive)	7
Temperature class (energy directive)	L1
Ambient temperature range <sup>1</sup>	+10°C to +40°C
Refrigerant	R 290
Sound power level	49 dB(A)
Voltage / frequency	220 - 240V~ / 50 Hz
Connection rating / Rated consumption watts	2.0 A / 280 W
Heat output	813 kJ/h
Cooling system / Defrost	static / manual
Temperature range	-9°C to -26°C
Gastronorm	600 × 400 mm (600 mm wide)
External cabinet finish	steel / white
Door material / colour	steel / white
Internal liner material	commercial grade moulded polystyrol
Type of control	monochrome display, touch buttons
Temperature display	external digital
Fault: warning signal	visual and audible
Interior light	
Number of baskets included	12
Connectivity type / Connectivity solution	SmartModule / retrofittable
Interface	WiFi/LAN (optional)
Shelf material	wire shelves plastic-coated
Usable shelf area in mm (w / d)	580 / 523
Shelf loading	60 kg
Height of adjustable feet	150 - 180 mm
Handle	aluminium handle
Type of lock	mechanical
Self-closing door	yes
Door hinges	right, reversible on site
Gross / net weight	117 / 111.6 kg
<b>Accessories</b>	
Stainless steel / grey / white grid shelf	7112584 / 7112578 / 7112576
Stainless steel / grey / white base grid	7113227 / 7113231 / 7113223
Grey long basket / Grey short basket	9141005 / 9141006
White long basket / White short basket	9141791 / 9141004
Castors Ø 80 mm / Ø 100 mm	9086926 / 9080023
Adjustable feet, 90 - 120 mm / 150 - 180 mm	9080022 / -
Additional lock barrels (up to 5)	on request
Side-by-Side set in grey / white	- / 9006786
SmartModule	6145269



### FFFCsg 5501

Perfection

Gross / net capacity	499 / 289 litre
Exterior dimensions in mm (w / d / h)	747 / 769 / 1818
Interior dimensions in mm (w / d / h)	580 / 523 / 1388
Energy consumption in 365 days	1234 kWh
Climate class (energy directive)	7
Temperature class (energy directive)	L1
Ambient temperature range <sup>1</sup>	+10°C to +40°C
Refrigerant	R 290
Sound power level	49 dB(A)
Voltage / frequency	220 - 240V~ / 50 Hz
Connection rating / Rated consumption watts	2.0 A / 270 W
Heat output	713 kJ/h
Cooling system / Defrost	static / manual
Temperature range	-9°C to -26°C
Gastronorm	600 × 400 mm (600 mm wide)
External cabinet finish	stainless steel
Door material / colour	stainless steel / stainless steel
Internal liner material	moulded polystyrol (silver)
Type of control	monochrome display, touch buttons
Temperature display	external digital
Fault: warning signal	visual and audible
Interior light	LED
Number of baskets included	10
Connectivity type / Connectivity solution	SmartModule / retrofittable
Interface	WiFi/LAN (optional)
Shelf material	wire shelves plastic-coated
Usable shelf area in mm (w / d)	580 / 523
Shelf loading	60 kg
Height of adjustable feet	150 - 180 mm
Handle	aluminium handle
Type of lock	mechanical
Self-closing door	yes
Door hinges	right, reversible on site
Gross / net weight	105 / 100.2 kg
<b>Accessories</b>	
Stainless steel / grey / white grid shelf	7112584 / 7112578 / 7112576
Stainless steel / grey / white base grid	7113227 / 7113231 / 7113223
Grey long basket / Grey short basket	9141005 / 9141006
White long basket / White short basket	9141791 / 9141004
Castors Ø 80 mm / Ø 100 mm	9086926 / 9080023
Adjustable feet, 90 - 120 mm / 150 - 180 mm	9080022 / -
Additional lock barrels (up to 5)	on request
Side-by-Side set in grey / white	9017742 / -
SmartModule	6145269



### FFFsg 5501

#### Performance

499 / 289 litre
747 / 769 / 1818
580 / 523 / 1388
1234 kWh
7
L1
+10°C to +40°C
R 290
49 dB(A)
220 - 240V~ / 50 Hz
2.0 A / 270 W
713 kJ/h
static / manual
-9°C to -26°C
600 × 400 mm (600 mm wide)
steel / white
steel / white
commercial grade moulded polystyrol
monochrome display, touch buttons
external digital
visual and audible
10
SmartModule / retrofittable
WiFi/LAN (optional)
wire shelves plastic-coated
580 / 523
60 kg
150 - 180 mm
aluminium handle
mechanical
yes
right, reversible on site
106.3 / 101 kg
7112584 / 7112578 / 7112576
7113227 / 7113231 / 7113223
9141005 / 9141006
9141791 / 9141004
9086926 / 9080023
9080022 / -
on request
- / 9017739
6145269



### FFFCsg 4001

#### Perfection

316 / 237 litre
597 / 654 / 1884
400 / 408 / 1588
976 kWh
7
L1
+10°C to +40°C
R 290
49 dB(A)
220 - 240V~ / 50 Hz
2.0 A / 240 W
613 kJ/h
static / manual
-9°C to -26°C
stainless steel
stainless steel / stainless steel
moulded polystyrol (silver)
monochrome display, touch buttons
external digital
visual and audible
LED
SmartModule / retrofittable
WiFi/LAN (optional)
wire shelves plastic-coated
400 / 408
45 kg
aluminium handle
mechanical
yes
right, reversible on site
79.5 / 75.1 kg
7112586 / 7112580 / 7112582
7112598 / 7112596 / 7112594
9086926 / 9080023
9080022 / 9086924
on request
9006973 / -
6145269



### FFFsg 4001

#### Performance


316 / 237 litre
597 / 654 / 1884
400 / 408 / 1588
976 kWh
7
L1
+10°C to +40°C
R 290
49 dB(A)
220 - 240V~ / 50 Hz
2.0 A / 240 W
613 kJ/h
static / manual
-9°C to -26°C
steel / white
steel / white
commercial grade moulded polystyrol
monochrome display, touch buttons
external digital
visual and audible
SmartModule / retrofittable
WiFi/LAN (optional)
wire shelves plastic-coated
400 / 408
45 kg
aluminium handle
mechanical
yes
right, reversible on site
80.5 / 75.9 kg
7112586 / 7112580 / 7112582
7112598 / 7112596 / 7112594
9086926 / 9080023
9080022 / 9086924
on request
- / 9006786
6145269

# Quality right down to the smallest detail

Our fridge-freezer combination for commercial use has two separately controlled cooling circuits with one independent compressor. This enables the temperature in the fridge compartment (from +1 °C to +15 °C) and in the freezer compartment (from -9 °C to -26 °C) to be set individually. Additionally, with the Perfection series' NoFrost technology, these units are virtually maintenance-free—meaning you'll never have to defrost again.

No Frost


With professional appliances from Liebherr, defrosting is no longer necessary. Any moisture that occurs is combated by the fan-assisted cooling, and cyclical defrosting phases remove even the last moisture particles out of the interior. For convenient, safe, and ice-free storage.



### Convenience at your fingertips

Read out the appliance status from the control panel integrated flush in the door without needing to open it. The menu guidance is self-explanatory and controlled by three touch buttons.

The equipment details shown depend on the model; the description for the respective model applies.



FCFCvg 4002



**FCFCvg 4032**  
Perfection



**FCFCvg 4002**  
Perfection

Gross / net capacity	fridge comp.	279 / 187 litre
Gross / net capacity	freezer comp.	110 / 45 litre
Exterior dimensions in mm (w / d / h)		597 / 654 / 2044
Interior dimensions in mm (w / d / h)	fridge comp.	460 / 423 / 1037
Interior dimensions in mm (w / d / h)	freezer comp.	406 / 292 / 614
Energy consumption in 365 days		819 kWh
Climate class (energy directive)		4
Temperature class (energy directive)		L1/M1
Ambient temperature range <sup>1</sup>		+10 °C to +40 °C
Refrigerant		R 600a
Sound power level		48 dB(A)
Voltage / frequency		220 - 240V~ / 50/60 Hz
Connection rating		2.0 A
Rated consumption watts		160 W
Heat output		430 kJ/h
Cooling system	fridge / freezer comp.	forced-air / forced-air
Defrost	fridge / freezer comp.	automatic / automatic
Temperature range	fridge / freezer comp.	+1 °C to +15 °C / -9 °C to -26 °C
External cabinet finish		stainless steel
Door material / colour		glass door / stainless steel / stainless steel
Internal liner material		moulded polystyrol (silver)
Type of control		monochrome display, touch buttons
Temperature display		external digital
Fault: warning signal		visual and audible
Interior light	fridge / freezer comp.	vertical LED light strip recessed in left wall with separate switch / LED
Drawers		3
Connectivity type		SmartModule
Connectivity solution		retrofittable
Interface		WiFi/LAN (optional)
Adjustable shelves		3
Shelf material	fridge / freezer comp.	wire shelves plastic-coated
Usable shelf area in mm (w / d)	fridge comp.	460 / 423
Shelf loading	fridge / freezer comp.	45 kg / 40 kg
Handle		aluminium handle
Type of lock		mechanical
Self-closing door		yes
Door hinges		right, reversible on site
Front frame heating		yes
Gross / net weight		92.5 / 87.6 kg
Accessories		
Stainless steel / grey / white grid shelf		7112572 / 7113221 / 7113308
Grey base grid / White base grid		7100024 / 7113272
Perforated metal shelf in grey		9029023
Additional lock barrels		on request
Side-by-Side set in grey / white		9027389 / -
SmartModule		6145269

Gross / net capacity	267 / 187 litre
Gross / net capacity	110 / 45 litre
Exterior dimensions in mm (w / d / h)	597 / 654 / 2044
Interior dimensions in mm (w / d / h)	460 / 423 / 1037
Interior dimensions in mm (w / d / h)	406 / 292 / 614
Energy consumption in 365 days	457 kWh
Climate class (energy directive)	5
Temperature class (energy directive)	L1/M1
Ambient temperature range <sup>1</sup>	+10 °C to +40 °C
Refrigerant	R 600a
Sound power level	48 dB(A)
Voltage / frequency	220 - 240V~ / 50/60 Hz
Connection rating	2.0 A
Rated consumption watts	140 W
Heat output	290 kJ/h
Cooling system	forced-air / forced-air
Defrost	automatic / automatic
Temperature range	+1 °C to +15 °C / -9 °C to -26 °C
External cabinet finish	stainless steel
Door material / colour	stainless steel / stainless steel
Internal liner material	moulded polystyrol (silver)
Type of control	monochrome display, touch buttons
Temperature display	external digital
Fault: warning signal	visual and audible
Interior light	LED lighting column, left / LED
Drawers	3
Connectivity type	SmartModule
Connectivity solution	retrofittable
Interface	WiFi/LAN (optional)
Adjustable shelves	3
Shelf material	wire shelves plastic-coated
Usable shelf area in mm (w / d)	460 / 423
Shelf loading	45 kg / 40 kg
Handle	aluminium handle
Type of lock	mechanical
Self-closing door	yes
Door hinges	right, reversible on site
Front frame heating	yes
Gross / net weight	83.4 / 78.3 kg
Accessories	
Stainless steel / grey / white grid shelf	7112572 / 7113221 / 7113308
Grey base grid / White base grid	7100024 / 7113272
Perforated metal shelf in grey	9029023
Additional lock barrels	on request
Side-by-Side set in grey / white	9027389 / -
SmartModule	6145269

<sup>1</sup> Indicates the ambient temperature at which the appliance can be safely operated.



### Coffee Menu

AMERICANO	2.00	2.40
CAPPUCCINO	2.80	3.50
ESPRESSO MACCHIATO	2.00	2.20
LATTE		2.40
FLAT WHITE		3.20
ESPRESSO		3.00



## Maximum performance in minimum space – freestanding under counter fridges and freezers from Liebherr

---

The freestanding under counter fridges and freezers from Liebherr combine flexibility and efficiency in a small space. Features such as the detachable worktop, energy-saving LED lighting and a choice of glass door or stainless-steel housing ensure that food is always stored in the best conditions. Functions including HumidityControl, LightAlarm and NoFrost ensure safety and convenience, with amazing energy efficiency.



# The advantages at a glance

## Intuitive menu navigation

Convenience at your fingertips: Check the appliance status via the flush-mounted control panel on the front without needing to open the door. The menu guidance is self-explanatory and is controlled by three touch buttons.

## HumidityControl

HumidityControl allows you to adjust the humidity to your needs. For an optimal storage climate and the opportunity to enjoy that freshness for even longer.

## Easy-to-clean interior

The plastic inner liner is made of polystyrene: a fully recyclable, robust, and odourless plastic. Manufactured seamlessly from one piece, it has no hidden dirt traps, and the large, rounded corners can be cleaned quickly and easily.

## Improved grid shelves.

Corrosion-free grid shelves made of coated steel guarantee a secure hold, constant air circulation and good temperature stability. A pull-out stop prevents them from accidentally sliding out.

## Stainless steel housing

The stainless-steel outer housing with single-piece side walls is designed without gaps, and is thus very hygienic and easy to clean.



## Detachable worktop

The appliance has a worktop that is 3 cm high and can withstand temperatures of up to 100 °C, Making it ideal for work surfaces with a total height of 85 cm. If required, the preassembled plate can be easily removed or replaced.



FRTCvg 1511 Perfection



## Super efficient

From the compressor to the seal, to the lighting and electronics, Liebherr fully utilises the savings potential of every component. The result is impressive – especially in terms of total operating costs.



## Self-closing door

Carry out routine work in comfort; safety back-up in case staff are too busy to check the door: When the open door angle is more than approx. 90°, the appliance door remains open and facilitates stocking and unloading as well as cleaning. When the angle is less than approx. 90°, it closes by itself so that the appliance does not accidentally remain open. This keeps the temperature stable and preserves the quality of your groceries.

**WiFi/LAN interface**

The WiFi/LAN interface enables you to easily connect your appliances with Liebherr SmartMonitoring or existing local systems.



**Mechanical lock**

All Liebherr professional appliances are equipped with a mechanical lock and two keys. This ensures that unauthorised persons cannot access your products.



**SuperCool**

To make sure your Liebherr still maintains the ideal temperature when unrefrigerated goods are put in, SuperCool temporarily increases the cooling power. After a maximum of 12 hours, it automatically deactivates itself.

**Replaceable door seal**

Save time and money: The insertable Liebherr door seals are so easy to change. If a seal is damaged, you can replace it yourself without needing any tools at all.

**LightAlarm**

In the event of an uncontrolled temperature rise or other problems, the interior light of the appliance starts flashing. This quickly shows when action is needed.

**Temperature stability in accordance with DIN EN 16825:2015**

Liebherr fridges have an impressively stable temperature range between -1 °C and +5 °C. This not only maintains the storage climate, but also the value of your goods and ingredients.

**Extended temperature range -2 °C to +15 °C**

Liebherr refrigerators have an extended temperature range from -2 °C to +15 °C, so even meat stays fresh and tasty for longer.



**LED lighting**

Even in a dark environment, the LED lighting provides good illumination for the interior. The optimum overview means that the desired product is immediately at hand, the door can be quickly closed again and the interior temperature remains stable. This saves you time looking for things – and above all energy costs. The flush-mounted LED lighting makes cleaning easy.



**Under-worktop**

If the worktop is removed, the appliance can also be integrated under a work surface. In this case, a ventilation slit of at least 200 cm<sup>2</sup> in the work surface must be provided at the rear of the appliance. Without a ventilation slit, the height of the work surface must be at least 3 cm more than the height of the appliance.

## Freestanding under counter fridges



New



New

### FRTCvg 1511

Perfection

Gross / net capacity	127 / 93 litre
Exterior dimensions in mm (w / d / h)	600 / 648 / 852
Interior dimensions in mm (w / d / h)	450 / 430 / 640
Energy efficiency class <sup>1</sup>	<b>A<sup>+</sup></b>
Energy consumption in 365 days	292 kWh
Climate class (energy directive)	4
Temperature class (energy directive)	M1
Ambient temperature range <sup>2</sup>	+16 °C to +30 °C
Refrigerant	R 600a
Sound power level	45 dB(A)
Voltage / frequency	220 - 240V~ / 50/60 Hz
Connection rating / Rated consumption watts	2.0 A / 60 W
Heat output	235 kJ/h
Cooling system / Defrost	forced-air / automatic
Temperature range	-2 °C to +15 °C
External cabinet finish	stainless steel
Door material / colour	Insulated glass door with aluminium frame / stainless steel
Internal liner material	plastic, grey
Type of control	monochrome display, touch buttons
Temperature display	external digital
Fault: warning signal	visual and audible
Interior light	LED light column on the left, separate connection and dimmable
Worktop	yes, detachable
Min. / max. temperature display	yes
Connectivity type / Connectivity solution	SmartModule / retrofittable
Interface	WiFi/LAN (optional)
Fridge compartment storage shelves	4
Adjustable shelves / Shelf material	3 / wire shelves plastic-coated
Usable shelf area in mm (w / d)	450 / 410
Shelf loading / Maximum total load	45 kg / 180 kg
Handle	aluminium handle
Type of lock	mechanical
Self-closing door	yes
Base grid	yes
Door hinges	right, reversible on site
Gross / net weight	47.5 / 46.3 kg
Accessories	
Grey grid shelf / White grid shelf	7113454 / -
Stainless steel stacking kit	9518629
Castors in grey Ø 80 mm	9906023
Adjustable legs in grey 116 - 161 mm	9906123
Side-by-Side set in grey / white	9032839 / -
SmartModule	6145269

### FRTCvg 1501

Perfection

Gross / net capacity	127 / 93 litre
Exterior dimensions in mm (w / d / h)	600 / 648 / 852
Interior dimensions in mm (w / d / h)	450 / 430 / 640
Energy efficiency class <sup>1</sup>	<b>A<sup>+</sup></b>
Energy consumption in 365 days	219 kWh
Climate class (energy directive)	5
Temperature class (energy directive)	M1
Ambient temperature range <sup>2</sup>	+16 °C to +40 °C
Refrigerant	R 600a
Sound power level	45 dB(A)
Voltage / frequency	220 - 240V~ / 50/60 Hz
Connection rating / Rated consumption watts	2.0 A / 50 W
Heat output	190 kJ/h
Cooling system / Defrost	forced-air / automatic
Temperature range	-2 °C to +15 °C
External cabinet finish	stainless steel
Door material / colour	stainless steel / stainless steel
Internal liner material	plastic, grey
Type of control	monochrome display, touch buttons
Temperature display	external digital
Fault: warning signal	visual and audible
Interior light	LED ceiling lighting, separate connection and dimmable
Worktop	yes, detachable
Min. / max. temperature display	yes
Connectivity type / Connectivity solution	SmartModule / retrofittable
Interface	WiFi/LAN (optional)
Fridge compartment storage shelves	4
Adjustable shelves / Shelf material	3 / wire shelves plastic-coated
Usable shelf area in mm (w / d)	450 / 410
Shelf loading / Maximum total load	45 kg / 180 kg
Handle	aluminium handle
Type of lock	mechanical
Self-closing door	yes
Base grid	yes
Door hinges	right, reversible on site
Gross / net weight	39 / 37.1 kg
Accessories	
Grey grid shelf / White grid shelf	7113454 / -
Stainless steel stacking kit	9518629
Castors in grey Ø 80 mm	9906023
Adjustable legs in grey 116 - 161 mm	9906123
Side-by-Side set in grey / white	9032839 / -
SmartModule	6145269



New



New

### FFTCvg 1501

Perfection

### FFTCsg 1501

Perfection

Gross / net capacity	103 / 59 litre	101 / 60 litre
Exterior dimensions in mm (w / d / h)	600 / 648 / 852	600 / 648 / 852
Interior dimensions in mm (w / d / h)	420 / 330 / 610	420 / 370 / 610
Energy efficiency class <sup>1</sup>	<b>A</b>	
Energy consumption in 365 days	351 kWh	230 kWh
Climate class (energy directive)	5	5
Temperature class (energy directive)	L1	L1
Ambient temperature range <sup>2</sup>	+10 °C to +40 °C	+10 °C to +40 °C
Refrigerant	R 600a	R 600a
Sound power level	38 dB(A)	37 dB(A)
Voltage / frequency	220 - 240V~ / 50/60 Hz	220 - 240V~ / 50/60 Hz
Connection rating / Rated consumption watts	2.0 A / 50 W	2.0 A / 50 W
Heat output	240 kJ/h	230 kJ/h
Cooling system / Defrost	forced-air / automatic	static / manual
Temperature range	-9 °C to -26 °C	-9 °C to -26 °C
External cabinet finish	stainless steel	stainless steel
Door material / colour	stainless steel / stainless steel	stainless steel / stainless steel
Internal liner material	plastic, grey	plastic, grey
Type of control	monochrome display, touch buttons	monochrome display, touch buttons
Temperature display	external digital	external digital
Fault: warning signal	visual and audible	visual and audible
Interior light	LED, separate connection and dimmable	LED, separate connection and dimmable
Drawers	3	3
Worktop	yes, detachable	yes, detachable
Number of baskets included		3
Min. / max. temperature display	yes	yes
Connectivity type / Connectivity solution	SmartModule / retrofittable	SmartModule / retrofittable
Interface	WiFi/LAN (optional)	WiFi/LAN (optional)
Shelf material	wire shelves plastic-coated	wire shelves plastic-coated
Usable shelf area in mm (w / d)	380 / 290	380 / 340
Compartment height in mm	1 × 143, 2 × 175	1 × 145, 2 × 185
Handle	aluminium handle	aluminium handle
Type of lock	mechanical	mechanical
Self-closing door / Door hinges	yes / right, reversible on site	yes / right, reversible on site
Gross / net weight	41 / 39.2 kg	40.7 / 38.1 kg
Accessories		
Grey grid shelf		7112618
Stainless steel stacking kit	9518629	9518629
Castors in grey Ø 80 mm	9906023	9906023
Adjustable legs in grey 116 - 161 mm	9906123	9906123
Side-by-Side set in grey / white	9032839 / -	9032839 / -
SmartModule	6145269	6145269

<sup>1</sup> As per EU Regulation 2015/1094-IV.

<sup>2</sup> Indicates the ambient temperature at which the appliance can be safely operated.

## Accessories



### Side-by-Side set

The Side-by-Side set is easy to fit and enables the convenient use of two or more appliances next to one another and also allows their arrangement in a visually appealing manner. Furthermore, the Side-by-Side set prevents condensation and ice formation between two appliances which, without the Side-by-Side set, would otherwise be positioned next to one another.



### Shelving

Shelves available in white, grey, stainless steel Gastronorm 2/1 or plastic-coated. Capacity up to 60 kg.



### Castors Ø 100 mm / Castors Ø 80 mm

The sturdy castors (Ø 100 / 80 mm) facilitate transport and allow quick cleaning underneath and behind the appliance. A total of four castors including mounting accessories are supplied. Two of the castors also have a locking brake.



### Foot pedal opener

If you don't have a hand free, you can conveniently open the door with the foot pedal available as an accessory.



### White / grey wire basket

The spacious wire basket made of coated metal is the perfect place for large, packaged goods. With skids on the bottom, it can be easily placed and moved on racks or glass plates. It provides a lot more space and a better overview of your stored goods.



### White / grey wire basket short

The plastic-coated wire basket is very robust, offers a good view of the products inside and with a capacity of 30 litres ensures optimum use of the interior space.



**Stainless steel grid shelf**

Additional shelves provide more space and clarity in your refrigerator or freezer. Made of stainless steel, these high-quality grid shelves not only give you the benefit of additional storage space, but also high quality and durability.



**Height-adjustable feet, 90-120 mm**

The height-adjustable feet create the necessary clearance for easy cleaning under the appliance. With an individually adjustable height of 90 to 120 mm, they perfectly compensate any unevenness on the floor.



**Height-adjustable feet, 150 - 180 mm**

The height-adjustable feet create the necessary clearance for easy cleaning under the appliance. With an individually adjustable height of 150 to 180 mm, they perfectly compensate any unevenness on the floor.



**Perforated metal shelf**

To ensure that even small items are stored stably in the refrigeration appliances, Liebherr has developed shallow perforated metal shelves especially for this purpose. They are made of coated metal and designed for a maximum load of up to 45 kg. The perforation ensures unhindered air circulation throughout the storage space.



**Stacking kit**

If only limited floor space is available, appliances such as freestanding under counter fridges can be placed one above the other using a stacking kit. In order to guarantee optimum stability, castors must not be fitted to appliances that are installed using a stacking kit. This is only permitted for individual appliances.

**On request**

**Special locking**

To protect the stored products from unwanted access, up to 5 additional special locks are available as accessories for the refrigerators and freezers. This way, different locks can be installed on several appliances so that only the people responsible for a particular appliance have access to it.





## Refrigerators and freezers by Liebherr for bakeries – they even cool when things get heated.

---

Sensitive ingredients and dough, hot ambient temperatures, flour dust in the air: Everyday work in a bakery is demanding – not only for bakers and confectioners, but also for their refrigerators. These should be reliable, sturdy, easy to operate and easy to clean. Liebherr's bakery appliances are precisely geared towards these requirements. They cool the sensitive goods gently at accurately set temperatures and controllable humidity. The demanding ambient conditions in the bakery have no effect on their constant refrigeration performance and temperature stability. Despite this high performance, they are enormously efficient. Strong compressors in combination with innovative maintenance-free technology ensure low energy and overall operating costs. You will be just as pleased with their well-thought-out functions, which make handling in the bakery easier in daily use.

# Refrigerators and freezers

---

Refrigerators and freezers with stainless-steel inner liner



Perfection series

Refrigerators and freezers with plastic inner liner



Performance series



BRFvg 5501

## Refrigerators and freezers with stainless-steel inner liner

### Perfection series

BRPSvh/BFPSvh

#### Environmental conditions\*

Ambient temperature +10 °C to +40 °C

#### Temperature stability

EN 16825

Refrigerators: -5 °C to +14 °C

Freezers: -9 °C to -35 °C

Refrigerators: Class M1

Freezers: Class L1

Refrigerators: with 3 humidity zones

Freezers: with NoFrost

#### Storage safety

Visual and audible alarms

Power failure alarm

Min./max. temperature display

Self-closing door at &lt; 90°

Mechanical lock

#### Features

2.4" colour display, Touch &amp; Swipe

Refrigerators:  
Euronorm 600 × 800 mm (lengthwise insertion)  
Euronorm 400 × 600 mm (crosswise insertion)

Freezers:  
Euronorm 600 × 800 mm (lengthwise insertion)  
Euronorm 400 × 600 mm (crosswise insertion)

Individually adjustable maintenance timer

Castors as accessories, with adjustable feet as standard

Inside and outside: Chrome-nickel steel (1.4301 / AISI 304)

Refrigerators and freezers:  
vertical LED lighting

Full-length integrated handle

Flour-dust filter (optional)

Connectivity

#### Energy consumption

UltraEfficient

EU directive 2015/1094

#### Compliance

Safety machinery directive – EN 60335

## Refrigerators and freezers with plastic inner liner

### Performance series

BRFvg/BFFsg

Ambient temperature +10 °C to +40 °C

EN 16825

Refrigerators: +1 °C to +15 °C

Freezers: -9 °C to -26 °C

Refrigerators: Class M1

Freezers: Class L1

Refrigerators: with 3 humidity zones

Freezers: with SmartFrost

Visual and audible alarms

Power failure alarm

Min./max. temperature display

Self-closing door at &lt; 90°

Mechanical lock

Transparent glass (BRFvg 5511)

Monochrome display, touch buttons

Refrigerators:  
Euronorm 600 × 400 mm (crosswise insertion)

Freezers:  
Euronorm 600 × 400 mm (crosswise insertion)

Individually adjustable maintenance timer

Castors/adjustable feet as accessories

Evaporator cover (stops items freezing onto inner liner), only for glass door models, optional for insulating door models

Glass door models:  
LED ceiling lighting

Aluminium door handle

SuperEfficient

EU directive 2015/1094

Safety machinery directive – EN 60335

\* Indicates the ambient temperature at which the appliance can be safely operated.  
The series equipment listed above may vary depending on the model. Exact details can be found in the model description.

## Typology: Bakery

### Letters

B	R	P	S	v	h
<b>1</b>	<b>2</b>	<b>3</b>	<b>4</b>	<b>5</b>	<b>6</b>

### Digits

6	5	0	1
<b>7 + 8</b>	<b>9</b>	<b>10</b>	

---

<b>1</b>	<b>Market segment</b>	<b>7 + 8</b>	<b>Gross volume*</b>
B	Bakery	55	550 litres
		65	650 litres
		84	840 litres
<b>2</b>	<b>Temperature</b>	<b>9</b>	<b>Door variant</b>
R	Refrigerator	0	Solid door
F	Freezer	1	Insulated glass door
<b>3</b>	<b>Structural design</b>	<b>10</b>	<b>Number of doors/compartments</b>
F	Freestanding/ upright bottom mount compressor	1	One
P	Freestanding/ upright top mount compressor		
<b>4</b>	<b>Housing material</b>		
-	Powder-coated steel or plastic		
S	Stainless steel		
<b>5</b>	<b>Ventilation system</b>		
s	Static		
v	Ventilated		
<b>6</b>	<b>User interface (UI)</b>		
g	Basic UI		
h	Advanced UI		

\* See the appliance description for exact volume.



Bakery

BRPSvh 6501

# The advantages at a glance



## Easily accessible refrigeration components

The cooling components are integrated very accessibly into the upper area of the machinery compartment, which significantly increases the capacity of the interior. The front can be easily lifted up to facilitate cleaning or servicing. When opened by more than 45° it can be completely detached.

## Mechanical lock

All professional Liebherr appliances for bakeries and the catering industry are equipped with a mechanical lock with two keys. This way you can be sure that no unauthorised persons can access your stored goods.

## Intuitive menu navigation

Seamlessly integrated in the door, the display shows all the detailed appliance information in various colours. The menu navigation is self-explanatory and is controlled by Touch & Swipe.



## Suitable for 600 × 400 mm bakery trays


The perfect fit: standard 600 × 400 mm bakery trays (Euronorm) sit securely on the robust L-shaped shelf rails and can be removed with ease. Every Liebherr bakery appliance is specifically designed for use with these standardised trays.

## Stainless steel interior and exterior

The deep-drawn inner liner made from hygienic stainless steel and the seamless stainless steel side panels of the outer housing with insulation layer are also especially easy to clean.

## Insulation

Good for the environment, efficiency and storage safety: the insulation with CFC-free cyclopentane foam minimises any loss of cold air, reduces energy consumption and allows you to keep your goods stored in the appliance for longer in the event of a fault.



BRPSvh 6501 Perfection



### Hot defrosting

Needs-controlled, energy-efficient hot gas defrosting ensures fast, fully automatic defrosting in approx. 10 minutes. This reduces temperature fluctuations and the goods are stored under constant conditions.

### Wire tube condenser

The wire tube condenser with removable filter is perfectly designed to the conditions in bakeries and confectioners. With minimum maintenance, the cooling power is retained for years.

### Power failure info

The power failure info reports when the appliance was temporarily without power and what the maximum temperature was during this time. This allows you to better assess the potential loss of quality.

### Flour-dust filter

Easy-to-clean flour dust filter protects the functional parts from flour and dust residues and increases the lifetime of the appliances (available as an accessory).



### Self-closing door

To make loading, unloading and cleaning easier, the appliance door stays open if opened by more than 90°. If the opening angle is less than 90°, it closes automatically for safety.

### Integrated door handle

Sturdy integrated door handle for convenient operation as well as convenient and easy door opening.

### Replaceable door seal

Save time and money: Liebherr's plug-in door seals can be easily replaced. If a seal is damaged, you can replace it yourself without needing any tools at all.

### Under-pressure pressure compensation valve

When refrigerator and freezer doors are opened, a vacuum is generated which makes it hard to open the door again. The pressure compensation valve quickly compensates for the under-pressure.

## Quality right down to the smallest detail

---

Our appliances for bakers and confectioners are specifically designed to meet the particular requirements of use in hot bakeries. Their temperature stability provides a high degree of storage reliability. European standardised baking trays (60 cm x 40 cm or 60 cm x 80 cm) can be easily inserted and removed with the sturdy L-shaped shelf rails. Highlights such as the easy-clean flour dust filter or the three selectable humidity zones make these appliances a key ingredient for fresh baked goods.



### Electronics with integrated temperature display

The easy-to-operate touch electronics control the energy-saving defrosting function according to the actual need. Via the SmartMonitoring interface, appliances can be connected to external cloud-based monitoring software. The integrated data logger registers and stores the minimum and maximum interior temperature for HACCP-compliant documentation. The electronic system gives out a visual and acoustic alarm in the event of temperature deviations or other problems, protecting your goods.




### LED lighting

Even in a dark environment, the LED lighting provides good illumination for the interior. The optimum overview means that the desired product is immediately at hand, the door can be quickly closed again and the interior temperature remains stable. This saves you time looking for things – and above all energy costs. The flush-mounted LED lighting makes cleaning easy.



### WiFi/LAN interface

The WiFi/LAN interface enables you to easily connect your appliances with Liebherr SmartMonitoring or existing local systems.



### HumidityControl

HumidityControl allows you to adjust the humidity to your needs. For an optimal storage climate and the opportunity to enjoy that freshness for even longer.



### Removable notched strips

No chance for flour and dust: The notched strips can be removed and refitted easily and without tools. This makes it especially easy to clean the strips and the smooth inner liner and prevents gathering around the joints.



### Convenient handling – practical equipment

For convenient operation, the doors remain open at an opening angle of 90°. This means that large amounts of goods can be easily filled or removed. Under 60°, the doors close by themselves with the aid of the magnetic seal – this prevents unnecessary loss of cold air. The sturdy, optional foot pedal is useful when your hands are full and you need to open the fridge. The deep drawn chromium-nickel-steel inner liner is perfectly designed for inserting bakery trays. Baking trays of 60 cm x 40 cm or 60 cm x 80 cm can be conveniently inserted with the adjustable L-shaped shelf rails, depending on the appliance size.



### Optimal cooling power – everywhere

The appliances are designed for ambient temperatures of +10 °C to +40 °C. This makes them ideal for use in a hot bakery or in stores – they always provide optimum cooling power. In order to meet the demanding practical requirements with numerous door opening cycles, the cooling system and components are optimally coordinated.



### Flour dust filter

Easy-to-clean flour dust filter protects the functional parts from flour and dust residues and increases the lifetime of the appliances (available as an accessory).

## Refrigerators for bakery trays with dynamic cooling, and stainless-steel inner liner



### BRPSvh 8401

Perfection

Gross / net capacity	854 / 700 litre
Exterior dimensions in mm (w / d / h)	787 / 1017 / 2115
Interior dimensions in mm (w / d / h)	607 / 800 / 1504
Energy efficiency class <sup>1</sup>	<b>A</b>
Energy consumption in 365 days	371 kWh
Climate class (energy directive)	5
Temperature class (energy directive)	M1
Ambient temperature range <sup>2</sup>	+10 °C to +40 °C
Refrigerant	R 290
Sound power level	60 dB(A)
Voltage / frequency	220 - 240V~ / 50 Hz
Connection rating / Rated consumption watts	4.0 A / 220 W
Heat output	350 kJ/h
Cooling system	forced-air
Defrost	automatic
Temperature range	-5 °C to +14 °C
Bakery standard	600 × 800 mm (600 mm wide)
External cabinet finish	Chrome-nickel steel (1.4301 / AISI 304) / stainless steel
Door material / colour	Chrome-nickel steel (1.4301 / AISI 304) / stainless steel
Internal liner material	Chrome-nickel steel (1.4301 / AISI 304)
Type of control	2.4" touch & swipe colour display
Temperature display	external digital
Fault: warning signal	visual and audible
Interior light	LED lighting column, left
Connectivity type / Connectivity solution	SmartModule / integrated, removable
Interface	WiFi/LAN
Adjustable shelves	25
Shelf material	Chrome-nickel steel trayslides, L-shaped (1.4301 / AISI 304)
Usable shelf area in mm (w / d)	600 / 789
Shelf loading	60 kg
Height of adjustable feet	115-175 mm
Handle	full-length integrated handle
Type of lock	mechanical
Self-closing door / Door hinges	yes / right, reversible on site
Gross / net weight	162 / 148 kg
Accessories	
L-shaped trayslide, right	7745106
L-shaped trayslides, left	7745104
Castors Ø 100 mm	9597828
Foot pedal opener	9597617
Flour-dust filter	9596984
Side-by-Side set in grey / white	9597778 / -



### BRPSvh 6501

Perfection

Gross / net capacity	602 / 380 litre
Exterior dimensions in mm (w / d / h)	697 / 867 / 2115
Interior dimensions in mm (w / d / h)	407 / 650 / 1504
Energy efficiency class <sup>1</sup>	<b>B</b>
Energy consumption in 365 days	355 kWh
Climate class (energy directive)	5
Temperature class (energy directive)	M1
Ambient temperature range <sup>2</sup>	+10 °C to +40 °C
Refrigerant	R 290
Sound power level	60 dB(A)
Voltage / frequency	220 - 240V~ / 50 Hz
Connection rating / Rated consumption watts	4.0 A / 220 W
Heat output	305 kJ/h
Cooling system	forced-air
Defrost	automatic
Temperature range	-5 °C to +14 °C
Bakery standard	400 × 600 mm (400 mm wide)
External cabinet finish	Chrome-nickel steel (1.4301 / AISI 304) / stainless steel
Door material / colour	Chrome-nickel steel (1.4301 / AISI 304) / stainless steel
Internal liner material	Chrome-nickel steel (1.4301 / AISI 304)
Type of control	2.4" touch & swipe colour display
Temperature display	external digital
Fault: warning signal	visual and audible
Interior light	LED lighting column, left
Connectivity type / Connectivity solution	SmartModule / integrated, removable
Interface	WiFi/LAN
Adjustable shelves	20
Shelf material	Chrome-nickel steel trayslides, L-shaped (1.4301 / AISI 304)
Usable shelf area in mm (w / d)	400 / 639
Shelf loading	60 kg
Height of adjustable feet	115-175 mm
Handle	full-length integrated handle
Type of lock	mechanical
Self-closing door / Door hinges	yes / right, reversible on site
Gross / net weight	144 / 127.3 kg
Accessories	
L-shaped trayslide, right	7745102
L-shaped trayslides, left	7745100
Castors Ø 100 mm	9597828
Foot pedal opener	9597617
Flour-dust filter	9596984
Side-by-Side set in grey / white	9597778 / -

## Refrigerators for bakery trays with dynamic cooling, and stainless-steel inner liner



### BFPSvh 8401

Perfection



### BFPSvh 6501

Perfection

Gross / net capacity	854 / 700 litre	602 / 380 litre
Exterior dimensions in mm (w / d / h)	787 / 1017 / 2115	697 / 867 / 2115
Interior dimensions in mm (w / d / h)	607 / 800 / 1504	407 / 650 / 1504
Energy efficiency class <sup>1</sup>	<b>A</b>	<b>B</b>
Energy consumption in 365 days	1209 kWh	1150 kWh
Climate class (energy directive)	5	5
Temperature class (energy directive)	L1	L1
Ambient temperature range <sup>2</sup>	+10 °C to +40 °C	+10 °C to +40 °C
Refrigerant	R 290	R 290
Sound power level	60 dB(A)	60 dB(A)
Voltage / frequency	220 - 240V~ / 50 Hz	220 - 240V~ / 50 Hz
Connection rating / Rated consumption watts	4.0 A / 610 W	4.0 A / 610 W
Heat output	1110 kJ/h	975 kJ/h
Cooling system / Defrost	forced-air / automatic	forced-air / automatic
Temperature range	-9 °C to -35 °C	-9 °C to -35 °C
Bakery standard	600 × 800 mm (600 mm wide)	400 × 600 mm (400 mm wide)
External cabinet finish	Chrome-nickel steel (1.4301 / AISI 304) / stainless steel	Chrome-nickel steel (1.4301 / AISI 304) / stainless steel
Door material / colour	Chrome-nickel steel (1.4301 / AISI 304) / stainless steel	Chrome-nickel steel (1.4301 / AISI 304) / stainless steel
Internal liner material	Chrome-nickel steel (1.4301 / AISI 304)	Chrome-nickel steel (1.4301 / AISI 304)
Type of control	2.4" touch & swipe colour display	2.4" touch & swipe colour display
Temperature display	external digital	external digital
Fault: warning signal	visual and audible	visual and audible
Interior light	LED lighting column, left	LED lighting column, left
Connectivity type / Connectivity solution	SmartModule / integrated, removable	SmartModule / integrated, removable
Interface	WiFi/LAN	WiFi/LAN
Adjustable shelves	25	20
Shelf material	Chrome-nickel steel trayslides, L-shaped (1.4301 / AISI 304)	Chrome-nickel steel trayslides, L-shaped (1.4301 / AISI 304)
Usable shelf area in mm (w / d)	600 / 789	400 / 639
Shelf loading	60 kg	60 kg
Height of adjustable feet	115-175 mm	115-175 mm
Handle	full-length integrated handle	full-length integrated handle
Type of lock	mechanical	mechanical
Self-closing door	yes	yes
Door hinges	right, reversible on site	right, reversible on site
Gross / net weight	165 / 158.6 kg	150 / 138.3 kg
Accessories		
L-shaped trayslide, right	7745106	7745102
L-shaped trayslides, left	7745104	7745100
Castors Ø 100 mm	9597828	9597828
Foot pedal opener	9597617	9597617
Flour-dust filter	9596984	9596984
Side-by-Side set in grey / white	9597778 / -	9597778 / -

<sup>1</sup> As per EU Regulation 2015/1094-IV.

<sup>2</sup> Indicates the ambient temperature at which the appliance can be safely operated.

# The advantages at a glance

## Clear appliance information

All appliance information such as the model designation or serial and service number can be read off the display. That saves you time looking or even clearing the interior to find the label.

## LED ceiling lighting

Even in a dark environment, the LED ceiling lighting provides good illumination of the interior. This not only saves time looking for what you want, but above all, cuts energy costs.

## Temperature range +1 °C/+15 °C

Liebherr appliances for bakeries and the catering industry have an impressively stable temperature range between +1 °C and +15 °C – ensuring fresh and delicious food for even longer.



## Self-closing door

To make loading, unloading and cleaning easier, the appliance door stays open if opened by more than 90°. If the opening angle is less than 90°, it closes automatically.

## Temperature stability in accordance with DIN EN 16825:2015

Fully reliable cooling, 365 days a year: with stable values between -1 °C and +5 °C or between -15 °C and -18 °C, Liebherr fridges and freezers offer high temperature stability in hot and humid rooms, even with frequent door openings.

## Food-safe interior

All materials used in Liebherr appliances for bakeries and the catering industry are food-safe and ideally suitable for storing unpackaged foods.

## Power failure info

The power failure info reports when the appliance was temporarily without power and what the maximum temperature was during this time. This allows you to better assess the potential loss of quality.



BRFvg 5501 Performance

### Interchangeable door hinge

The door hinge comes fitted on the right side but can easily be changed to the left without any additional parts. This allows you maximum freedom when choosing your installation location.



### Mechanical lock

All professional Liebherr appliances for bakeries and the catering industry are equipped with a mechanical lock with two keys. This way you can be sure that no unauthorised persons can access your stored goods.

### Ergonomic slimline door handle

The door handle is designed for frequent use. It is ergonomic and easy to grip with either hand, and it is very easy to clean.

### Replaceable door seal

Save time and money: Liebherr's plug-in door seals can be easily replaced. If a seal is damaged, you can replace it yourself without needing any tools at all.

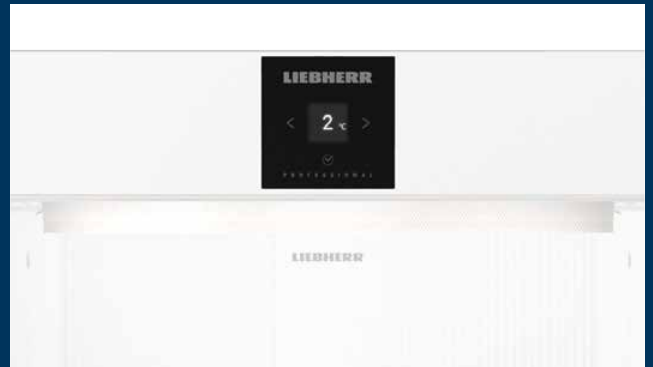
### Smart Frost

SmartFrost greatly reduces the frost build-up in the interior and on the stored food. Defrosting is required less often because the foam-insulated evaporator ensures even and energy efficient cooling.




### Suitable for 600 × 400 mm bakery trays

The perfect fit: standard 600 × 400 mm bakery trays (Euronorm) sit securely on the robust L-shaped shelf rails and can be removed with ease. Every Liebherr bakery appliance is specifically designed for use with these standardised trays.



### Liebherr UI & Connectivity Ready

Convenience at your fingertips: Read out the appliance status from the control panel integrated flush in the door without needing to open it. The menu guidance is self-explanatory and controlled by three touch buttons. The retrofittable WiFi/LAN interface connects appliances to external systems.



### HumidityControl

The perfect climate conditions can only be created with the correct combination of temperature and humidity. HumidityControl allows you to adjust the humidity to your needs. For an optimal storage climate and the opportunity to enjoy that freshness for even longer.

## Refrigerators for bakery trays with plastic inner liner



### BRFvg 5501

#### Performance

Gross / net capacity	496 / 361 litre
Exterior dimensions in mm (w / d / h)	747 / 769 / 1684
Interior dimensions in mm (w / d / h)	606 / 468 / 1388
Energy efficiency class <sup>1</sup>	<b>C</b>
Energy consumption in 365 days	443 kWh
Climate class (energy directive)	5
Temperature class (energy directive)	M1
Ambient temperature range <sup>2</sup>	+10 °C to +40 °C
Refrigerant	R 600a
Sound power level	49 dB(A)
Voltage / frequency	220 - 240V~ / 50 Hz
Connection rating	2.0 A
Rated consumption watts	230 W
Heat output	196 kJ/h
Cooling system	forced-air
Defrost	automatic
Temperature range	+1 °C to +15 °C
Bakery standard	600 × 400 mm (600 mm wide)
External cabinet finish	steel / white
Door material / colour	steel / white
Internal liner material	commercial grade moulded polystyrol
Type of control	monochrome display, touch buttons
Temperature display	external digital
Fault: warning signal	visual and audible
Interior light	
Connectivity type	SmartModule
Connectivity solution	retrofittable
Interface	WiFi/LAN (optional)
Shelf material	Chrome-nickel steel trayslides, L-shaped (1.4301 / AISI 304)
Usable shelf area in mm (w / d)	600 / 468
Shelf loading	60 kg
Handle	aluminium handle
Type of lock	mechanical
Self-closing door	yes
Door hinges	right, reversible on site
Gross / net weight	85.7 / 80.6 kg
Accessories	
L-shaped trayslide, right	9006231
L-shaped trayslides, left	9006229
Castors Ø 80 mm / Ø 100 mm	9086926 / 9080023
Adjustable feet, 90 - 120 mm / 150 - 180 mm	9080022 / 9086924
Additional lock barrels (up to 5)	on request
Side-by-Side set in white	9017739
SmartModule	6145269

## Freezers for bakery trays with plastic inner liner



### BFFsg 5501

#### Performance

Gross / net capacity	496 / 402 litre
Exterior dimensions in mm (w / d / h)	747 / 769 / 1683
Interior dimensions in mm (w / d / h)	606 / 468 / 1388
Energy consumption in 365 days	1241 kWh
Climate class (energy directive)	7
Temperature class (energy directive)	L1
Ambient temperature range <sup>2</sup>	+10 °C to +40 °C
Refrigerant	R 290
Sound power level	49 dB(A)
Voltage / frequency	220 - 240V~ / 50 Hz
Connection rating	2.0 A
Rated consumption watts	260 W
Heat output	767 kJ/h
Cooling system	static
Defrost	manual
Temperature range	-9 °C to -26 °C
Bakery standard	600 × 400 mm (600 mm wide)
External cabinet finish	steel / white
Door material / colour	steel / white
Internal liner material	commercial grade moulded polystyrol
Type of control	monochrome display, touch buttons
Temperature display	external digital
Fault: warning signal	visual and audible
Connectivity type	SmartModule
Connectivity solution	retrofittable
Interface	WiFi/LAN (optional)
Shelf material	Chrome-nickel steel trayslides, L-shaped (1.4301 / AISI 304)
Usable shelf area in mm (w / d)	600 / 468
Shelf loading	60 kg
Handle	aluminium handle
Type of lock	mechanical
Self-closing door	yes
Door hinges	right, reversible on site
Gross / net weight	93.8 / 88.7 kg
<b>Accessories</b>	
L-shaped trayslide, right	9006231
L-shaped trayslides, left	9006229
Castors Ø 80 mm	9086926
Castors Ø 100 mm	9080023
Adjustable feet, 90 - 120 mm	9080022
Adjustable feet, 150 - 180 mm	9086924
Additional lock barrels (up to 5)	on request
Side-by-Side set in white	9017739
SmartModule	6145269

<sup>1</sup> As per EU Regulation 2015/1094-IV.

<sup>2</sup> Indicates the ambient temperature at which the appliance can be safely operated.

## Accessories



### L-shaped trayslides

Additional L-shaped trayslides (60 cm x 40 cm) are available.



### Foot pedal opener

If you don't have a hand free, you can conveniently open the door with the foot pedal opener available as an accessory.



### Flour-dust filter

The flour-dust filter protects refrigeration components from dust deposits, for example caused by floured dough, avoiding potentially costly service calls. After installation, the integrated metal filter mat can be removed and cleaned without any tools. Can be cleaned in a dishwasher at 50°C.



### Side-by-Side set

The Side-by-Side set is easy to fit and enables the convenient use of two or more appliances next to one another and also allows their arrangement in a visually appealing manner. Furthermore, the Side-by-Side set prevents condensation and ice formation between two appliances which, without the Side-by-Side set, would otherwise be positioned next to one another.



### SmartModule

SmartModule connects refrigerators and freezers in a network with Liebherr SmartMonitoring and allows you to use its extensive digital monitoring and documentation functions. In addition, appliances can be integrated into a customer's existing monitoring system via a local API. The small electronic unit with integrated LAN/WiFi is ready to use as soon as it is mounted on the back of the appliance.



### Castors Ø 100 mm / Castors Ø 80 mm

The sturdy castors (Ø 100 / 80 mm) facilitate transport and allow quick cleaning underneath and behind the appliance. A total of four castors including mounting accessories are supplied. Two of the castors also have a locking brake.

**Height-adjustable feet,  
150 – 180 mm**

The height-adjustable feet create the necessary clearance for easy cleaning under the appliance. With an individually adjustable height of 150 to 180 mm, they perfectly compensate any unevenness on the floor.

**Height-adjustable feet,  
90-120 mm**

The height-adjustable feet create the necessary clearance for easy cleaning under the appliance. With an individually adjustable height of 90 to 120 mm, they perfectly compensate any unevenness on the floor.

**On request****Special locking**

To protect the stored products from unwanted access, up to 5 additional special locks are available as accessories for the refrigerators and freezers. This way, different locks can be installed on several appliances so that only the people responsible for a particular appliance have access to it.





## Beverage coolers by Liebherr – quench your thirst for more.

---

Cool beverages are always in fashion. It is therefore all the more important not only to cool them perfectly but also to place them in the best light. The beverage coolers by Liebherr are specially designed for this. Large glass fronts and room-filling LED lighting provide the perfect setting for your bottles and cans, whetting the appetite for refreshment. Easily height-adjustable and versatile grid shelves allow you to use every centimetre of the appliance.

Brands and goods can be presented effectively by individual branding and design options. The high energy efficiency and extreme longevity of the appliance and their individual components pay off permanently in the overall operating costs. A further plus for sustainability: the use of environmentally friendly refrigerants.

# Increase the awareness of your brand.


---

Whether it is in your individually designed brand look or with special features: Liebherr appliances fulfil virtually every requirement. The two models and a versatile accessory range make it easy to find the ideal solution for every purpose.

## **Direct digital printing: How to inspire customers with your brands.**

A wide range of possibilities: Direct digital printing allows your advertising message or motif to be printed directly onto the housing. It enables you to expertly draw attention to your company or your brands, whether in the form of a realistic photographic representation of the product, an artistic motif or a perfectly presented company logo. We can also produce in small quantities – completely custom-made. We use the CMYK colour model, the currently standard system for digital four-colour printing.





### Closed rear wall

The closed rear wall which is available as an option (depending on the version) makes the appliance ideal for freestanding use. It blends in more harmoniously with its surroundings when installed, and also gives you the option of placing advertising messages across the entire surface of the appliance.

### 360° presentation

Thanks to the 360° design options, you can communicate creative and effective messages over the entire surface of the appliance, whether with a photo-realistic representation of your product, an artistic motif or a perfectly presented company logo.

### Benefits at a glance:

- Visual refinement of the appliances using colour brilliance, high resolution, depth of field and three-dimensional rendition.
- Individual and flexible design for effective advertising messages
- Increase brand awareness and increase turnover
- 180° branding: The design is printed directly onto the surface with an exact fit and over the entire surface, and is guided over the edges of the appliance
- Easy to clean, and resistant to both scratches and UV light
- Available in small quantities
- Resilient branding: neither accidental nor intentional removal is possible
- To protect the design: The appliance is delivered with foil

# Individualisation and branding

---

You can also benefit from our decades of experience in producing fridges and freezers in the form of a wide range of individualisation and branding options. For our beverage coolers, the housing and inner liner can be adapted, and the door and equipment variants configured to suit your needs. Additionally, thanks to digital printing, your appliances can be adapted to your corporate design. This way, your Liebherr beverage cooler acts as your very own brand ambassador.

## From refreshment provider to advertiser

Whether it's a high-resolution product photo or an eye-catching company logo, our beverage coolers offer striking branding opportunities for your company. Innovative printing processes and high-quality workmanship are guaranteed.



Learn more about customising your beverage cooler here.



# Putting your branding in the right light



## Individual colour scheme

Design your appliance as you like! The exceptional branding options of direct digital printing allow us to individually customise appliances at the factory in the style specified by the customer.



## Glass door branding

The design of the glass door can be customised using adhesive labels. These are also available as “non-permanent” labels which can be easily removed at any time, leaving no residue. Alternatively, the screen printing process offers the possibility of applying the motif to the inside of the glass – between two panes of glass. This not only ensures that the print is durable, but also guarantees that finely detailed motifs are implemented correctly and that high quality is maintained for larger quantities.



## Label

This widely used technique involves applying the desired subject onto a suitable adhesive label (mostly PVC film), depending on the number of pieces and motif. This is fitted accurately onto the foamed chest or fridge housing.

# Refrigerators

---



Performance series



Perfection series

	<b>Performance series</b>	<b>Perfection series</b>
	MRFvc/MRFvd/MRTve	MRFvg
<b>Environmental conditions</b>	Appliances with foamed door: CC3 Appliances with glass door: CC2	Appliances with foamed door: CC3 Appliances with glass door: CC2
<b>Temperature stability</b>	EN 16902 +2 °C to +9 °C/+1 °C to +15 °C Class K4	EN 16902 -2 °C to +15 °C Class K4
<b>Storage safety</b>	Self-closing door < 90° Mechanical lock (except MRFec models)	Visual and audible alarms Self-closing door < 90°
<b>Features</b>	Analogue thermometer/digital thermometer Analogue control Castors/adjustable feet as accessory Glass door appliances: LED lighting MRFvd appliances with foamed door: LED ceiling lighting Recessed grip	Monochrome display, touch buttons Commercial grade moulded polystyrol Energy management system Castors/adjustable feet as accessory Glass door appliances: double-sided vertical LED lighting Appliances with foamed door: LED ceiling lighting Recessed grip
<b>Energy consumption</b>	SuperEfficient EU directive 2019/2018 – bottle cooler	SuperEfficient EU directive 2019/2018 – bottle cooler
<b>Compliance</b>	Safety machinery directive – EN 60335	Safety machinery directive – EN 60335

Letters

M	R	F	v	g
<b>1</b>	<b>2</b>	<b>3</b>	<b>4</b>	<b>5</b>

Digits

4	0	1	1
<b>6 + 7</b>		<b>8</b>	<b>9</b>

**1** Market segment

M Merchandise

**2** Temperature

R Refrigerator

**3** Structural design

F Freestanding / upright bottom mount compressor  
 T Tabletop / Counter  
 H Horizontal chest

**4** Ventilation system

s Static  
 v Ventilated  
 e Ventilated, splash-proof (suitable for events)

**5** User interface (UI)

c Rotary control  
 d Rotary control, exterior digital temperature display  
 e TouchControl UI  
 g Basic UI

**6 + 7** Gross volume\*

15 150 litres  
 28 280 litres  
 35 350 litres  
 40 400 litres  
 55 550 litres

**8** Door variant

0 Solid door  
 1 Insulated glass door  
 5 Solid lid (without interior lighting)  
 6 Glass lid (without interior lighting)

**9** Number of doors/compartments

1 One  
 2 Two

\* See the appliance description for exact volume.

## Designed to Sell


---

Beverages sell better when they not only taste good but look appealing too. With its high-quality design and elegant LED interior lighting, the new Liebherr bottle cooler attracts attention and enhances product presentation.

It also features impressively efficient and environmentally friendly cooling technology, helping to keep energy costs low. The single-pane safety glass door provides a clear view of the contents while offering excellent shatter resistance. Height-adjustable grid shelves allow you to position products exactly where they will have the greatest impact.



# The advantages at a glance



### Electronic control.

The electronic controls integrated flush in the door give you the precise interior temperature. Read the set temperature easily and accurately on the temperature display – without battery change.

### Dynamic cooling system

The dynamic cooling system with fan rapidly cools the goods and ensures an almost constant temperature distribution in the interior.



### LED light columns

The LED lighting columns are attached on the sides and dimmable. They illuminate the upper and lower area of the interior in a pleasant light.

### Seamless inner liner

The smooth, seamless interior container with large corner radii is particularly easy to clean. This prevents odours building up in the interior.

### Closed rear wall

The optional, closed rear wall means that the appliance can stand freely in the room – perfect for 360° branding.

### Individual design

You can design the housing individually according to your requirements. It is robust, impact-resistant and easy to clean.

### Adjustable feet and wheels

The adjustable feet and wheels can be fitted quickly for transportation. They also allow the floor below the appliances to be cleaned in a convenient and easy manner.



MRFVg 4011 Perfection



**The refrigerant R 600a**

Natural and efficient: The refrigerant R 600a in conjunction with highly efficient compressors has an extremely high performance level and is also future-proof thanks to its low potential for greenhouse gas emissions.

**Electronic lock**

The electronic lock can be opened and closed with the remote control. This unit works with several appliances.

**Door hinges**

The interchangeable door hinge allows you fill or empty your appliance in any place.

**Enhanced temperature range**

The optimum temperature can be set for every type of beverage thanks to the expanded temperature range from -2 °C to +15 °C.

**Eco mode**

Optimum energy efficiency. The Eco mode significantly reduces power consumption and helps to keep your electricity costs low.

**Recessed grip**

The recessed grip enables you to open and close the door in a very comfortable manner. Nothing protrudes. A huge advantage when space is at a premium.

**Grid shelves with pull-out stop**

The grid shelves are height-adjustable with a great load capacity. The pull-out stop enhances safety as it prevents units being pulled out inadvertently.

**Single-pane safety glass**

The hardened single-pane safety glass doors are highly shatter-resistant. The sparing use of aluminium profiles in the frame means that the presentation area is particularly large.

**Pluggable door seals**

Save time and money. You can replace the plug-in door gaskets yourself quickly and easily. No tools or technician's appointment required.

**Door closed from <90°**

The door closes from an angle of <90° fully automatically and prevents cold air from escaping. The door stays open at an angle of more than 90° so that you can empty and fill the appliance conveniently.

# Quality right down to the smallest detail



## Remote security

You can operate the electronic door lock conveniently via remote control. For example, from the cash desk to open an appliance and then close it again securely. You can save a lot of time in this way as this works for several appliances simultaneously. In the event of an emergency, you can of course still open the door directly on the appliance.



## A visible sales booster

Drinks in, spotlight on: two vertical lighting columns pleasantly illuminate the appliance interior. This gives your customers an optimum view of the goods and whets their appetite for your products.



## Smart networking

Connected with maximum security: SmartMonitoring from Liebherr continuously documents the temperature in your appliance and sends alarms in the event of any deviations from the settings. The digital monitoring solution can be used as an option and can also be retrofitted to older appliances.




## Save resources and money

Eco mode reduces energy consumption and lowers costs. To achieve this, the appliance increases the temperature during periods when it is not in use, for example at night. You can choose between two levels: In Eco mode, the light in the fridge remains switched on; it is switched off in EcoPlus mode.



## Convenience at your fingertips

Read out the appliance status from the user interface integrated flush in the door without needing to open it. The menu guidance is self-explanatory and is controlled by three touch buttons. The optional LAN/WLAN interface also enables you to connect your cooling appliance with your SmartMonitoring solution.



## Self-closing door

An appliance door that simplifies your work processes and that closes automatically from an opening angle of up to 90°, thereby preventing the fridge or freezer from being left open inadvertently. This keeps the interior temperature stable and the quality of the stored goods is maintained. The door remains open from an angle of 90° and you can empty or fill the appliance conveniently.



**MRFvg 4011**  
Perfection

Gross / net capacity	400 / 286 litre
Exterior dimensions in mm (w / d / h)	597 / 654 / 1884
Interior dimensions in mm (w / d / h)	475 / 423 / 1659
Energy efficiency class <sup>1</sup>	
Energy consumption in 365 days <sup>2</sup>	433 kWh
Climate class (energy directive)	CC2
Temperature class (energy directive)	K4
Ambient temperature range <sup>3</sup>	+10 °C to +40 °C
Refrigerant	R 600a
Sound power level	50 dB(A)
Voltage / frequency	220 - 240V~ / 50 Hz
Connection rating / Rated consumption watts	2.0 A / 160 W
Heat output	346 kJ/h
Cooling system / Defrost	forced-air / automatic
Temperature range	-2 °C to +15 °C
External cabinet finish	steel / black
Door material / colour	Insulated glass door with aluminium frame / black
Internal liner material	moulded polystyrol (silver)
Type of control / Temperature display	monochrome display, touch buttons / external digital
Fault: warning signal	visual and audible
Interior light	LED light column both sides, separate connection and dimmable
Connectivity type / Connectivity solution	SmartModule / retrofittable
Interface	WiFi/LAN (optional)
Adjustable shelves / Shelf material	5 / wire shelves plastic-coated
Usable shelf area in mm (w / d)	470 / 423
Loading capacity 0.5L PET / facings 0.5L PET	253 / 7
Loading capacity 0.33L can / facings 0.33L can	506 / 7
Shelf loading	45 kg
Handle / Type of lock	recessed grip / electronic, with remote control
Self-closing door / Door hinges	yes / right, reversible on site
Gross / net weight	85.8 / 81.6 kg
Accessories	
Grid shelf in grey / black / white	7113221 / 7113235 / 7113308
Base grid in grey / black / white	7113243 / 7113239 / 7113312
Gravity feed shelf: telescopic / fixed	9007659 / 9007045
Flexible scanner rail for shelves	7435208
Wooden grid / Perforated metal shelf in grey	7114000 / 9029023
SmartModule	6145269
Digital input for electronic lock	9086958
Remote control	6123395
Protection bracket / Castors for the protection bracket	7790512 / 7790761
Side-by-Side set in grey / black / white	9006973 / 9017744 / 9006786



## Details That Make the Difference

Our high-quality standards apply even to the smallest details, which is why we examine all components thoroughly when producing our new Merchandising Coolers. This attention to detail benefits you in the daily use of the appliances. Alongside the optimised cooling system, improved lighting, robust shelves and the enlarged glass door area all contribute to energy-efficient refrigeration, long-lasting durability, ergonomic handling and excellent product presentation.

# Quality right down to the smallest detail



## Impressive display

The enlarged glass door design provides a clearer view of chilled drinks, showcasing products in a way that captures customer attention. Combined with energy-efficient LED lighting, which creates an evenly illuminated interior, it provides the ideal setting for bottles and cans – encouraging customers to reach for them.




## Dynamic cooling system

Efficient: The dynamic cooling system with fan rapidly cools the freshly stored products and ensures an almost constant temperature distribution in the interior. When the door is opened, the automatic fan stop function minimises the outflow of cold air and therefore helps to save energy.



## Lighting

Recognisable: The new lighting system comprising an energy-saving LED ceiling light and vertical LED light column (also two light columns on the left and right as an option) means that the interior is optimally illuminated and you have the best possible view of your products.



## Ergonomics

Very practical: The doors can be very easily opened using the ergonomic recessed grip. Using the height-adjustable storage shelves, you can easily adjust the interior to suit the size of the bottle or container. This invites customers to reach for the product and promotes sales. For ergonomic handling, the door also has a self-closing mechanism which supports energy-efficient operation.



## Improved grid shelves

Corrosion-free grid shelves made of coated steel guarantee a secure hold, constant air circulation and good temperature stability. A pull-out stop prevents them from accidentally sliding out.



## Self-closing door/recessed grip/safety glass


To make loading, unloading and cleaning easier, the appliance door stays open if opened by more than 90°. If the opening angle is less than 90°, it closes automatically for safety. The tempered and shatter-proof safety glass ensures safety and stability.

## Fridges with glass door and dynamic cooling



### MRFvd 5511

#### Performance

Gross / net capacity	569 / 432 litre
Exterior dimensions in mm (w / d / h)	747 / 769 / 1684
Interior dimensions in mm (w / d / h)	625 / 536 / 1459
Energy efficiency class <sup>1</sup>	
Energy consumption in 365 days <sup>2</sup>	535 kWh
Climate class (energy directive)	CC2
Temperature class (energy directive)	K4
Ambient temperature range <sup>3</sup>	+10 °C to +40 °C
Refrigerant	R 600a
Sound power level	50 dB(A)
Voltage / frequency	220 - 240V~ / 50 Hz
Connection rating / Rated consumption watts	2.0 A / 170 W
Cooling system / Defrost	forced-air / automatic
Temperature range	+1 °C to +15 °C
External cabinet finish	steel / grey
Door material / colour	Insulated glass door with aluminium frame / silver
Internal liner material	commercial grade moulded polystyrol
Type of control	rotary control with digital thermometer
Temperature display	external digital
Interior light	vertical LED light strip recessed in left wall with separate switch
Adjustable shelves / Shelf material	4 / wire shelves plastic-coated
Usable shelf area in mm (w / d)	620 / 536
Loading capacity 0.5L PET / facings 0.5L PET	354 / 9
Loading capacity 0.33L can / facings 0.33L can	708 / 9
Shelf loading	60 kg
Handle	recessed grip
Type of lock	mechanical
Self-closing door / Door hinges	yes / right, reversible on site
Gross / net weight	97.3 / 92.8 kg
Accessories	
Grid shelf in grey / black / white	7113278 / 7113236 / 7113310
Base grid in grey / black / white	7113280 / 7113240 / 7113314
Gravity feed shelf: telescopic / fixed	
Flexible scanner rail for shelves	7435210
Wooden grid	
Perforated metal shelf in grey	
Optional castor set	9086926
Set of adjustable legs	9086924
Protection bracket	7790513
Castors for the protection bracket	7790761
Additional lock barrels	on request
Side-by-Side set in grey	9017742



## MRFvd 4011

### Performance

400 / 286 litre

597 / 654 / 1884

475 / 423 / 1659



566 kWh

CC2

K4

+10 °C to +40 °C

R 600a

50 dB(A)

220 - 240V~ / 50 Hz

2.0 A / 160 W

forced-air / automatic

+1 °C to +15 °C

steel / grey

Insulated glass door with aluminium frame / silver

commercial grade moulded polystyrol

rotary control with digital thermometer

external digital

vertical LED light strip recessed in left wall with

separate switch

5 / wire shelves plastic-coated

470 / 423

253 / 7

506 / 7

45 kg

recessed grip

mechanical

yes / right, reversible on site

83.9 / 79.1 kg

7113221 / 7113235 / 7113308

7113243 / 7113239 / 7113312

9007659 / 9007045

7435208

7114000

9029023

7790512

7790761

on request

9006973



## MRFvd 3511

### Performance

347 / 250 litre

597 / 654 / 1684

475 / 423 / 1459



532 kWh

CC2

K4

+10 °C to +40 °C

R 600a

50 dB(A)

220 - 240V~ / 50 Hz

2.0 A / 160 W

forced-air / automatic

+1 °C to +15 °C

steel / grey

Insulated glass door with aluminium frame / silver

commercial grade moulded polystyrol

rotary control with digital thermometer

external digital

vertical LED light strip recessed in left wall with

separate switch

4 / wire shelves plastic-coated

470 / 423

207 / 7

414 / 7

45 kg

recessed grip

mechanical

yes / right, reversible on site

76.9 / 72.5 kg

7113221 / 7113235 / 7113308

7113243 / 7113239 / 7113312

9007659 / 9007045

7435208

7114000

9029023

9086926

9086924

7790505

7790761

on request

9017742

1 As per EU Regulation 2019/2018.

2 Measured as per EN 16902:2016.


3 Indicates the ambient temperature at which the appliance can be safely operated.

## Fridges with glass door and dynamic cooling



### MRFvc 5511

#### Performance

Gross / net capacity	569 / 432 litre
Exterior dimensions in mm (w / d / h)	747 / 769 / 1684
Interior dimensions in mm (w / d / h)	625 / 536 / 1459
Energy efficiency class <sup>1</sup>	
Energy consumption in 365 days <sup>2</sup>	536 kWh
Climate class (energy directive)	CC2
Temperature class (energy directive)	K4
Ambient temperature range <sup>3</sup>	+10 °C to +40 °C
Refrigerant	R 600a
Sound power level	50 dB(A)
Voltage / frequency	220 - 240V~ / 50 Hz
Connection rating / Rated consumption watts	2.0 A / 170 W
Cooling system / Defrost	forced-air / automatic
Temperature range	+2 °C to +9 °C
External cabinet finish	steel / white
Door material / colour	Insulated glass door with plastic frame / white
Internal liner material	commercial grade moulded polystyrol
Type of control	rotary control
Temperature display	internal analogue
Interior light	LED ceiling light strip with separate switch
Adjustable shelves	4
Shelf material	wire shelves plastic-coated
Usable shelf area in mm (w / d)	620 / 539
Loading capacity 0.5L PET / facings 0.5L PET	354 / 9
Loading capacity 0.33L can / facings 0.33L can	708 / 9
Shelf loading	60 kg
Handle	recessed grip
Type of lock	mechanical
Self-closing door	yes
Door hinges	right, reversible on site
Gross / net weight	96.3 / 91.4 kg
Accessories	
Grid shelf in grey / black / white	7113278 / 7113236 / 7113310
Base grid in grey / black / white	7113280 / 7113240 / 7113314
Gravity feed shelf: telescopic / fixed	
Flexible scanner rail for shelves	7435210
Wooden grid	
Perforated metal shelf in grey	
Optional castor set	9086926
Set of adjustable legs	9086924
Protection bracket	7790513
Castors for the protection bracket	7790761
Additional lock barrels	on request
Side-by-Side set in white	9017739



## MRFvc 4011

### Performance

400 / 286 litre

597 / 654 / 1884

475 / 423 / 1659



566 kWh

CC2

K4

+10 °C to +40 °C

R 600a

50 dB(A)

220 - 240V~ / 50 Hz

2.0 A / 170 W

forced-air / automatic

+2 °C to +9 °C

steel / white

Insulated glass door with plastic frame / white

commercial grade moulded polystyrol

rotary control

internal analogue

LED ceiling light strip with separate switch

5

wire shelves plastic-coated

470 / 423

253 / 7

506 / 7

45 kg

recessed grip

mechanical

yes

right, reversible on site

82.8 / 77.4 kg

7113221 / 7113235 / 7113308

7113243 / 7113239 / 7113312

9007659 / 9007045

7435208

7114000

9029023

7790512

7790761

on request

9006786



## MRFvc 3511

### Performance

347 / 250 litre

597 / 654 / 1684

475 / 423 / 1459



538 kWh

CC2

K4

+10 °C to +40 °C

R 600a

50 dB(A)

220 - 240V~ / 50 Hz

2.0 A / 160 W

forced-air / automatic

+2 °C to +9 °C

steel / white

Insulated glass door with plastic frame / white

commercial grade moulded polystyrol

rotary control

internal analogue

LED ceiling light strip with separate switch

4

wire shelves plastic-coated

470 / 423

207 / 7

414 / 7

45 kg

recessed grip

mechanical

yes

right, reversible on site

75.5 / 71.3 kg

7113221 / 7113235 / 7113308

7113243 / 7113239 / 7113312

9007659 / 9007045

7435208

7114000

9029023

9086926

9086924

7790505

7790761

on request

9017739

1 As per EU Regulation 2019/2018.

2 Measured as per EN 16902:2016.

3 Indicates the ambient temperature at which the appliance can be safely operated.

## Fridges with solid door and dynamic cooling



### MRFvd 5501

Performance

544 / 432 litre  
747 / 769 / 1684  
625 / 536 / 1459



388 kWh  
CC3  
K4  
+10 °C to +40 °C

R 600a  
50 dB(A)  
220 - 240V~ / 50 Hz

2.0 A / 170 W  
forced-air / automatic  
+1 °C to +15 °C

steel / grey  
steel / grey

commercial grade moulded polystyrol  
rotary control with digital thermometer  
external digital  
LED ceiling lighting

4  
wire shelves plastic-coated  
620 / 536

354 / 9  
708 / 9

60 kg  
recessed grip

mechanical  
yes  
right, reversible on site  
79.1 / 75 kg

7113278 / 7113236 / 7113310  
7113280 / 7113240 / 7113314

7435210

9086926

9086924

7790513

7790761

on request

9017742 / -



### MRFvd 4001

Performance

377 / 286 litre  
597 / 654 / 1884  
475 / 423 / 1659



396 kWh  
CC3  
K4  
+10 °C to +40 °C

R 600a  
50 dB(A)  
220 - 240V~ / 50 Hz

2.0 A / 160 W  
forced-air / automatic  
+1 °C to +15 °C

steel / grey  
steel / grey

commercial grade moulded polystyrol  
rotary control with digital thermometer  
external digital  
LED ceiling lighting

5  
wire shelves plastic-coated  
470 / 423

253 / 7  
506 / 7

45 kg  
recessed grip

mechanical  
yes  
right, reversible on site  
67.3 / 62.3 kg

7113221 / 7113235 / 7113308  
7113243 / 7113239 / 7113312

9007659 / 9007045

7435208

7114000

9029023

9086926

9086924

7790512

7790761

on request

9006973 / -

Gross / net capacity	
Exterior dimensions in mm (w / d / h)	
Interior dimensions in mm (w / d / h)	
Energy efficiency class <sup>1</sup>	
Energy consumption in 365 days <sup>2</sup>	
Climate class (energy directive)	
Temperature class (energy directive)	
Ambient temperature range <sup>3</sup>	
Refrigerant	
Sound power level	
Voltage / frequency	
Connection rating / Rated consumption watts	
Cooling system / Defrost	
Temperature range	
External cabinet finish	
Door material / colour	
Internal liner material	
Type of control	
Temperature display	
Interior light	
Adjustable shelves	
Shelf material	
Usable shelf area in mm (w / d)	
Loading capacity 0.5L PET / facings 0.5L PET	
Loading capacity 0.33L can / facings 0.33L can	
Shelf loading	
Handle	
Type of lock	
Self-closing door	
Door hinges	
Gross / net weight	
Accessories	
Grid shelf in grey / black / white	
Base grid in grey / black / white	
Gravity feed shelf: telescopic / fixed	
Flexible scanner rail for shelves	
Wooden grid	
Perforated metal shelf in grey	
Optional castor set	
Set of adjustable legs	
Protection bracket	
Castors for the protection bracket	
Additional lock barrels	
Side-by-Side set in grey / white	



### MRFvd 3501

#### Performance

327 / 250 litre
597 / 654 / 1684
475 / 423 / 1459
373 kWh
CC3
K4
+10°C to +40°C
R 600a
50 dB(A)
220 - 240V~ / 50 Hz
2.0 A / 160 W
forced-air / automatic
+1°C to +15°C
steel / grey
steel / grey
commercial grade moulded polystyrol
rotary control with digital thermometer
external digital
LED ceiling lighting
4
wire shelves plastic-coated
470 / 423
207 / 7
414 / 7
45 kg
recessed grip
mechanical
yes
right, reversible on site
62.1 / 57.7 kg
7113221 / 7113235 / 7113308
7113243 / 7113239 / 7113312
9007659 / 9007045
7435208
7114000
9029023
9086926
9086924
7790505
7790761
on request
9017742 / -



### MRFvc 5501

#### Performance

544 / 432 litre
747 / 769 / 1684
625 / 536 / 1459
383 kWh
CC3
K4
+10°C to +40°C
R 600a
50 dB(A)
220 - 240V~ / 50 Hz
2.0 A / 170 W
forced-air / automatic
+2°C to +9°C
steel / white
steel / white
commercial grade moulded polystyrol
rotary control
internal analogue
4
wire shelves plastic-coated
620 / 539
354 / 9
708 / 9
60 kg
recessed grip
mechanical
yes
right, reversible on site
79.8 / 74.4 kg
7113278 / 7113236 / 7113310
7113280 / 7113240 / 7113314
7435210
9086926
9086924
7790513
7790761
on request
- / 9017739



### MRFvc 4001

#### Performance

377 / 286 litre
597 / 654 / 1884
475 / 423 / 1659
390 kWh
CC3
K4
+10°C to +40°C
R 600a
50 dB(A)
220 - 240V~ / 50 Hz
2.0 A / 170 W
forced-air / automatic
+2°C to +9°C
steel / white
steel / white
commercial grade moulded polystyrol
rotary control
internal analogue
5
wire shelves plastic-coated
470 / 423
253 / 7
506 / 7
45 kg
recessed grip
mechanical
yes
right, reversible on site
66.5 / 61.7 kg
7113221 / 7113235 / 7113308
7113243 / 7113239 / 7113312
9007659 / 9007045
7435208
7114000
9029023
9086926
9086924
7790512
7790761
on request
- / 9006786



### MRFvc 3501

#### Performance

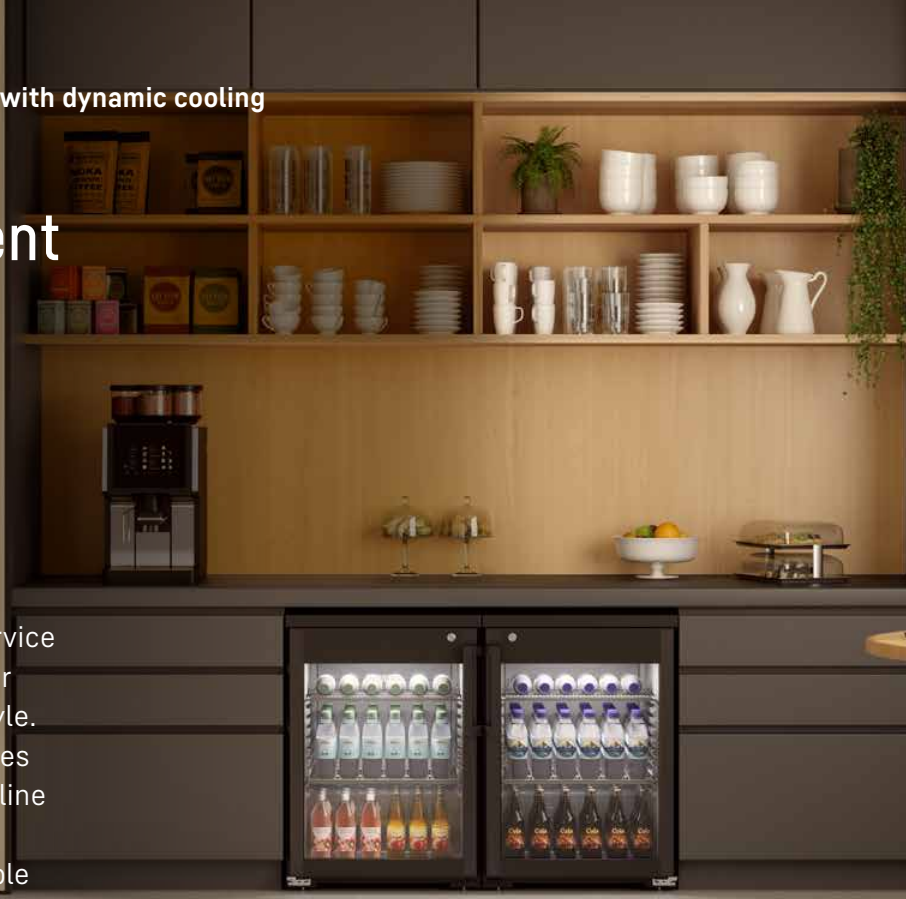
327 / 250 litre
597 / 654 / 1684
475 / 423 / 1459
367 kWh
CC3
K4
+10°C to +40°C
R 600a
50 dB(A)
220 - 240V~ / 50 Hz
2.0 A / 160 W
forced-air / automatic
+2°C to +9°C
steel / white
steel / white
commercial grade moulded polystyrol
rotary control
internal analogue
4
wire shelves plastic-coated
470 / 423
207 / 7
414 / 7
45 kg
recessed grip
mechanical
yes
right, reversible on site
61.3 / 57 kg
7113221 / 7113235 / 7113308
7113243 / 7113239 / 7113312
9007659 / 9007045
7435208
7114000
9029023
9086926
9086924
7790505
7790761
on request
- / 9017739

1 As per EU Regulation 2019/2018.  
 2 Measured as per EN 16902:2016.  
 3 Indicates the ambient temperature at which the appliance can be safely operated.

Freestanding under counter beverage fridges with dynamic cooling

# Refreshing and efficient – freestanding under counter beverage coolers from Liebherr

Ideal for meeting rooms, kiosks and self-service areas, Liebherr's freestanding under counter beverage coolers offer refreshment with style. Energy-saving LED ceiling lighting showcases drinks beautifully, while the ergonomic slimline door handle and self-closing door ensure comfortable, practical everyday use. Available freestanding or integrated under a work surface, in black or white, they enhance presentation and help drive additional revenue.



## Quality right down to the smallest detail




### Under-worktop

If the worktop is removed, the appliance can also be integrated under a work surface. In this case, a ventilation slit of at least 200 cm<sup>2</sup> in the work surface must be provided at the rear of the appliance. Without a ventilation slit, the height of the work surface must be at least 3 cm more than the height of the appliance.



### High-impact product presentation

Twice the presentation power; the simple way to increase revenue. The glass door with energy-saving LED lighting draws attention to your clearly displayed goods. The perfectly lit interior becomes a stage that allows your customers to easily find what they want.



### Efficient refrigeration system

Liebherr ensures the outstanding quality of its refrigeration systems through expertise derived from decades of experience in the refrigeration technology sector, and through continuous research and development. By exclusively using premium-quality compressors, condensers, evaporators, and other refrigeration components, the energy consumption and operating costs of Liebherr appliances are significantly reduced.

The equipment details shown depend on the model; the description for the respective model applies.

## Freestanding under counter beverage fridges with dynamic cooling



New



New

### MRTve 1511 version 744

#### Performance

### MRTve 1511

#### Performance

Gross / net capacity	127 / 98 litre	127 / 98 litre
Exterior dimensions in mm (w / d / h)	600 / 648 / 852	600 / 648 / 852
Interior dimensions in mm (w / d / h)	450 / 430 / 640	450 / 430 / 640
Energy efficiency class <sup>1</sup>		
Energy consumption in 365 days <sup>2</sup>	197 kWh	197 kWh
Climate class (energy directive)	CC2	CC2
Temperature class (energy directive)	K4	K4
Ambient temperature range <sup>3</sup>	+10 °C to +32 °C	+10 °C to +32 °C
Refrigerant	R 600a	R 600a
Sound power level	47 dB(A)	47 dB(A)
Voltage / frequency	220 - 240V~ / 50 Hz	220 - 240V~ / 50 Hz
Connection rating / Rated consumption watts	2.0 A / 100 W	2.0 A / 100 W
Heat output	235 kJ/h	235 kJ/h
Cooling system / Defrost	forced-air / automatic	forced-air / automatic
Temperature range	+1 °C to +9 °C	+1 °C to +9 °C
External cabinet finish	steel / black	steel / white
Door material / colour	Insulated glass door with plastic frame / black	Insulated glass door with plastic frame / white
Internal liner material	moulded polystyrol (silver)	commercial grade moulded polystyrol
Type of control	touch electronics	touch electronics
Temperature display	internal digital	internal digital
Fault: warning signal	visual and audible	visual and audible
Interior light	LED ceiling light strip with separate switch	LED ceiling light strip with separate switch
Worktop	yes, detachable	yes, detachable
Adjustable shelves	2	2
Shelf material	wire shelves plastic-coated	wire shelves plastic-coated
Usable shelf area in mm (w / d)	450 / 410	450 / 410
Loading capacity 0.5L PET / facings 0.5L PET	83 / 5	83 / 5
Loading capacity 0.33L can / facings 0.33L can	156 / 6	156 / 6
Shelf loading	45 kg	45 kg
Maximum total load	135 kg	135 kg
Handle	black plastic handle	plastic handle, white
Type of lock	mechanical	mechanical
Self-closing door	yes	yes
Door hinges	right, reversible on site	right, reversible on site
Gross / net weight	48.2 / 45.6 kg	48.5 / 46.1 kg
Accessories		
Grey grid shelf	7113454	
White grid shelf		7113408
Stainless steel stacking kit	9518629	
Stacking kit, white		9518628
Castors in grey Ø 80 mm	9906023	
Castors in white Ø 80 mm		9904819
Adjustable legs in grey 116 - 161 mm	9906123	
Adjustable legs in white 116 - 161 mm		9906105
Side-by-Side set in grey / white	9032839 / -	- / 9031901

# The advantages at a glance

## Thin, robust cover frame

The thin but robust cover frame enables the chests to offer a maximum view of the goods.

## Multi-part frame

The multi-part frame in an attractive and modern design with rounded corners ensures stability and protection during removal of goods.

## Individual branding

Individual branding draws attention to a company and its products.




## Sturdy castors

If chests often have to change location, castors provide a practical transportation aid. The MRHsc models are equipped with high-quality rubberised 50-mm castors.

## Analogue temperature display

The analogue temperature display gives accurate information about the set interior temperature.



MRHsc 2862

**Hardened single-pane safety glass**

The hardened single-pane safety glass gives stability to the upper chest area.



**Easy opening and closing**

The chest lid is easily opened and closed due to the special sliding layer in the sealing profiles.

**Highly effective insulation**

The highly effective insulation reduces the energy consumption and ensures constant temperatures.

**PFC-free refrigerant R 600a**

The natural and PFC-free refrigerant R 600a is environmentally friendly and, in combination with powerful compressors, very energy efficient.

**RoHS and WEEE conformity**

ROHS and WEEE conformity due to the use of environmentally friendly materials in combination with optimal recyclability.

## Quality right down to the smallest detail

Liebherr beverage cooling chests are optimally equipped for professional permanent use. The long-lasting, quiet compressor and the highly effective insulation ensure reliable performance and efficiency. The sturdy glass sliding lids close tightly even under heavy loads, prevent temperature loss and enable a clear view of the goods. The continuous temperature control allows a constant temperature to be maintained between +2 °C and +15 °C. The steel sheet housing and the stainless aluminium inner liner make the chest coolers impervious to impacts and ensure easy cleaning.



### Stable glass sliding lid


The stable glass sliding lid enables a good view of the products and an effective and convincing presentation. An optional lid lock is available.

### The action area rack from Liebherr

Would you like to present more goods in the same space? Our new action area rack makes this possible. This extremely stable accessory part with a high load bearing capacity allows you to arrange our fridges and freezers over each other in any combination you like. This means 65% more capacity without requiring a millimetre more of additional space. This allows you to offer significantly more products at the customers' eye level where they can't be overlooked. Create striking displays with the action area rack, for example by the cash desks or in a sales promotion area. Make more effective use of your available room, even where space is at a premium. Or inspire customers to make purchases of attractive seasonal goods. You'd like to offer chilled drinks above the ice cream freezer in summer? Or highlight vegan burgers during barbecue season? No problem! And in winter you can change everything around again.



## MRHsc 2862

Gross / net capacity	303 / 222 litre
Exterior dimensions in mm (w / d / h)	1045 / 680 / 825
Interior dimensions in mm (w / d / h)	920 / 535 / 523
Energy efficiency class <sup>1</sup>	
Energy consumption in 365 days <sup>2</sup>	153 kWh
Climate class (energy directive)	CC2
Temperature class (energy directive)	K4
Ambient temperature range <sup>3</sup>	+10 °C to +30 °C
Refrigerant	R 290
Sound power level	42 dB(A)
Voltage / frequency	220 - 240V~ / 50 Hz
Connection rating	1.5 A
Rated consumption watts	90 W
Cooling system	static
Defrost	manual
Temperature range	+2 °C to +15 °C
Lid material	sliding glass lid
External cabinet finish	steel / white
Internal liner material	aluminium
Frame colour	grey
Type of control	rotary control
Number of baskets included	0
Number of baskets, max	4
Castors	swivel castors
Type of lock	mechanically retrofittable
Gross / net weight	58.7 / 51.3 kg
Accessories	
Cylinder lock for foamed lid	
Cylinder lock for glass sliding lid	7043660
Basket large (270 mm)	7111081
Basket small (210 mm)	7111079
External thermostat dial	on request
Scanner rail	7652063
Action-Area-Rack white	9031196

<sup>1</sup> As per EU Regulation 2019/2018.

<sup>2</sup> Measured as per EN 16902:2016.

<sup>3</sup> Indicates the ambient temperature at which the appliance can be safely operated.


## Accessories

### Fridges with glass door and solid door



#### Wooden pull-out shelf

The sturdy wooden pull-out shelf made from copper beech is optimally designed for the safe storage of bottles. It gives the interior a high-quality character and, in addition to providing a clear view, it also provides quick access to the bottles.



#### Perforated metal shelf

To ensure that even small items are stored stably in the refrigeration appliances, Liebherr has developed shallow perforated metal shelves especially for this purpose. They are made of coated metal and designed for a maximum load of up to 45 kg. The perforation ensures unhindered air circulation throughout the storage space.



#### Gravity feed shelf for bottles-gravity feed shelf for cans

The gravity feed keeps the cans always to hand at the front. The gravity feed shelf can be pulled out on telescopic rails for restocking.



#### Grid shelves / Base grid

The grid shelves have a wear-resistant coating and can carry up to 45 kg. The tough base grid protects the appliance base from scratching where heavier containers or kegs are in use.



#### Adjustable feet and castors

With a height of 150-180 mm, the adjustable feet provide sufficient ground clearance and ensure that you can also clean under the appliance easily. They can be screwed on easily at four mounting points. One set of adjustable feet contains four units. The castors make transport easier and allow you to clean the floor under the units. One set of castors contains four units, two castors are equipped with brakes.



#### Scanner rail

Price tags and scan codes can easily be displayed using the practical scanner rail. Easy to attach to the front of the grid shelves. The scanner rail inserts can also be used for branding purposes where several brands are on display.



#### Protection brackets with and without wheels

Ideal for transporting the appliance: The sturdy bracket optimally protects the rear and underside of the appliance against impacts. To help transport the appliance, two sturdy castors can be mounted directly on the protection bracket at the rear. This means the appliance can be moved conveniently as you would move it using a sack truck.



#### Side-by-Side set

The Side-by-Side set is easy to fit and enables the convenient use of two or more appliances next to one another and also allows their arrangement in a visually appealing manner. Furthermore, the Side-by-Side set prevents condensation and ice formation between two appliances which, without the Side-by-Side set, would otherwise be positioned next to one another.



#### Digital input for electronic lock

The digital input for the electronic lock allows Liebherr appliances to be integrated into existing external time and attendance or access control systems. When a voltage signal triggers the remote box, the electronic lock opens and allows access to the appliance. Possible applications include connection to access control systems or integration into goods management applications.

#### Mechanical key lock with different keys (ten units)

The mechanical key lock protects your stored products from unwanted access. If several appliances are used, up to ten special locks with different keys are available.

**Freestanding under counter beverage fridges with dynamic cooling**



**Grid shelf**

Additional storage space that you can enjoy for a long time: The grid shelf can be flexibly positioned and gives you more space and clarity inside your appliance. With its durable coating, the additional grid shelf is also very robust and easy to clean.



**Stacking kit**

If only limited floor space is available, appliances such as freestanding under counter fridges can be placed one above the other using a stacking kit. In order to guarantee optimum stability, castors must not be fitted to appliances that are installed using a stacking kit. This is only permitted for individual appliances.



**Side-by-Side set**

The Side-by-Side set is easy to fit and enables the convenient use of two or more appliances next to one another and also allows their arrangement in a visually appealing manner. Furthermore, the Side-by-Side set prevents condensation and ice formation between two appliances which, without the Side-by-Side set, would otherwise be positioned next to one another.

**Chest coolers**



**Action-Area-Rack**

The action area rack from Liebherr is an accessory part that allows you to arrange Liebherr fridges and freezers as well as ice cream chests and bottle coolers above each other in a flexible, modular manner.



**Cylinder lock for glass sliding lid**

A lid lock can be installed on all models to secure the contents of the chest appliance. Cylinder lock for glass sliding lid suitable for MRHsc 2862.



**Hanging baskets**

Hanging baskets allow goods to be presented clearly.



WFbli 5241 Perfection



## Liebherr wine fridges – for true enjoyment

---

Whether you are preserving wines for further maturation, storing them at the perfect drinking temperature or presenting them ready to serve, Liebherr wine fridges provide the ideal conditions fine wines deserve.

Consistent temperatures preserve the character of each wine, while optimal humidity keeps corks supple. Your valuable collection is protected from external odours – preventing any tainting of flavour – and, thanks to high UV protection, from premature ageing. Even younger wines can mature undisturbed, free from vibration.

Every Liebherr wine fridge is designed with enjoyment in mind – for both the wine and the user. Long-lasting, high-quality materials, comprehensive safety features and intuitive handling ensure complete peace of mind.

Typology: Wine



WFbli 5241 Perfection

# Typology

## Letters

W F b l i

**1** **2** **3** **4** **5**

## Digits

5 2 4 1

**1** **2** **3** **4**

### **1** Product group

W Wine

### **2** Typology / Equipment

F Food Service

### **3** + **4** Materialien

bl Black

### **5** Specification

i SmartDeviceBox including

### **1** + **2** Dimensions \*

#### 60 cm width

50 165 cm

52 185 cm

#### 75 cm width

77 200 cm

### **3** Series

2-4 GrandCru Selection / Perfection

### **4** Number of temperature zones

1 1 Zone

\* See device description for exact dimensions.

# The advantages at a glance

## SmartDevice

The integrated SmartDevice box enables you to control the appliance and use additional services using your smartphone or tablet.

## HumiditySelect

With HumiditySelect, the humidity can be adjusted in two stages: Standard or High.

## Maximum storage capacity

Depending on the model, neck-to-neck storage on sturdy metal shelves allows 158 to 284 bottles to be stored safely and accessed easily.

## 1 zone

With constant temperature throughout the interior, adjustable from +5 °C to +20 °C.

## VibrateSafe

Specifically developed, particularly quiet compressors and the solid shelves ensure the wine is not disturbed when stored.

## Height adjustable metal shelves

Robust and easy to clean, with an attractive wooden front, height-adjustable on smooth runners.

## FreshAir

For a pure bouquet, an activated charcoal filter reliably binds odours of any kind.

## TempProtect Plus

Two sensors constantly measure the temperature in the wine fridge. A notification is sent in the event of a critical change.\*



WFbli 7741 Perfection

### eDoorLock

An electronic door lock prevents unauthorised operation and only unlocks the wine fridge after a correct PIN has been entered.\*

### Safety

Sophisticated alarm functions provide both audible and visual alarms.\*

### PowerChill

Newly stored bottles are cooled very quickly and automatically to the ideal serving temperature.

### Ergonomic slimline door handle

Perfect for frequent use with the integrated opening mechanism.

### UVProtect Plus

3-fold protection: A tinted glass door with two layers of vacuum-deposited metal provides highly efficient protection from solar radiation.

### Presentation light

Effectively showcases the wine collection even when the glass door is closed. The brightness can be dimmed using the display.\*

### EasyFill

Loading aid for easy stocking of the wine fridge. From an angle of 90°, the door remains open.

### SelfClosing Door

The door of the wine fridge closes smoothly by itself when opened less than 90°.



### EasyServe basket

For clearly arranged storage and easy accessibility at the bar, the EasyServe bottle basket is attached at working height and slides out gently on rails.



### LightColumn

An LED light column from top to bottom on both sides evenly illuminates the interior of the wine serving fridge when the door is opened.



### Touch & Swipe display

The Touch & Swipe display precisely set into the door underscores the high standard of workmanship. Its operation is also typical of Liebherr: intuitive and easy by means of tapping and swiping.


## Wine serving fridges

### Series

#### Perfection

<b>Quality</b>	Constant temperature maintenance
	Adjustable temperature range in one zone: +5 °C to +20 °C
	Permanent display of the current temperature
	Triple UV and safety glazing / UVProtect Plus
	Low-vibration storage / VibrateSafe
	Neck-to-neck storage for maximum bottle capacity
	Replaceable door seal
<b>Perfect climate</b>	2 height-adjustable feet
	Adjustable humidity with HumiditySelect
	One temperature zone
	1 FreshAir filter with replacement reminder
<b>Convenience and flexibility</b>	Temperature setting in 1 °C increments
	<b>EasyServe basket</b>
	<b>PowerChill</b>
	EasyFill loading aid
<b>Design and lifestyle</b>	SelfClosing Door
	<b>Height-adjustable metal shelves with wooden front</b>
	Display: selection of 12 languages (DE/EN/FR/ES/IT/NL/CS/PL/PT/BG/RU/ZH)
	<b>Lighting: LightColumn ,double-sided</b>
	Rear wall panel: Stainless steel
	<b>Touch &amp; Swipe display</b>
	Presentation light
<b>Safety</b>	<b>Slimline handle with integrated opening mechanism brushed aluminium</b>
	Low noise
	TempProtect Plus
	Door, temperature and power failure alarm
<b>Connectivity*</b>	Alarm issued both audibly and visually on display, via pulsating illumination and push message with SmartDevice*
	Display lock
	<b>eDoorLock</b>
	SmartDevice (SmartDevice box included)
	Presentation light*
	Temperature setting in 1 °C increments*
	Display and control of relevant appliance functions*
	Special features of this series are <b>highlighted</b> .

#### WFbli 5041



#### WFbli 5241



#### WFbli 7741



# Quality right down to the smallest detail



## Metal shelves

The sturdy metal shelves with beech wood fronts can be moved as required for flexible arrangement of the bottles. The struts provide a secure hold and the coated metal is easy to clean.



## eDoorLock

Unauthorised use is prevented by eDoorLock. The door lock can be unlocked by entering a PIN. And for even more security, the SmartDevice app tells you anytime and anywhere whether the door is open or closed.



## LightColumn (double-sided)

The full-height LED LightColumns on both sides evenly illuminate the interior and show off the wine selection to its best advantage. A special highlight is the dimmable presentation lighting, which sets an attractive stage for the wines.



## Ergonomic handle

The ergonomic slimline door handle with integrated opening mechanism has been perfected for frequent use and allows the door to be operated quickly and with little effort – even when opening it several times in quick succession.



## EasyServe basket

For exceptional service, every hand movement counts. This means the wines must be clearly arranged and easily accessible, as in our EasyServe bottle basket. Fitted at working height, it slides out smoothly on rails.



## PowerChill

PowerChill automatically cools down newly stored bottles particularly quickly. Even on busy days with the door constantly being opened, the appliance independently generates the ideal serving temperature and automatically switches back to the usual energy-saving mode.

## Wine serving fridges



### WFbli 7741

Perfection

<b>Capacity</b>	642 litre
<b>Max. No. of Bordeaux bottles</b> 0.75 Ltr <sup>1</sup>	284
<b>Exterior dimensions in mm (w / d / h)</b>	747 / 763 / 2044
<b>Interior dimensions in mm (w / d / h)</b>	642 / 573 / 1830
<b>Energy efficiency class<sup>2</sup></b>	
<b>Energy consumption in 365 days<sup>3</sup></b>	121 kWh
<b>Climate rating</b>	SN-ST
<b>Ambient temperature range<sup>4</sup></b>	+10 °C to +38 °C
<b>Refrigerant</b>	R 600a
<b>Sound power level / Sound power class</b>	38 dB(A)/C
<b>Voltage / frequency / Connection rating</b>	220 - 240V~ / 50/60 Hz / 1.5 A
<b>Heat output</b>	229 kJ/h
<b>Fan / FreshAir activated charcoal filter</b>	yes / yes
<b>Humidity control via</b>	HumiditySelect (two level: standard & high)
<b>Temperature zones / Adjustable cooling circuits</b>	1 / 1
<b>Temperature range</b>	+5 °C to +20 °C
<b>Door / Side walls</b>	glass door, frame black / black
<b>Control unit type / position</b>	2.4" colour TFT display / in the door
<b>Control unit operation</b>	touch & swipe
<b>Fault: warning signal / Alarm (door open)</b>	visual and audible / visual and audible
<b>Child lock function</b>	yes
<b>Internal liner material</b>	plastic, graphite grey
<b>Interior light</b>	LED light stripe, both sides
<b>permanently activated / dimmable</b>	yes / yes
<b>Connectivity solution</b>	SmartDeviceBox included
<b>EasyFill loading aid / Shelf material</b>	yes / metal shelf with wooden front
<b>Storage shelves / running on telescopic rails</b>	7 / 1
<b>Pull-out shelf for upright bottles</b>	1
<b>Height-adjustable shelves</b>	yes
<b>Handle</b>	slimline handle with integrated opening mechanism
<b>Air filter</b>	In rear wall
<b>Type of lock</b>	electronic, without remote control
<b>Self-closing door / Door hinges</b>	yes / right, reversible on site
<b>Door seal</b>	replaceable
<b>Side-by-side capable</b>	yes
<b>Gross / net weight</b>	136.3 / 130.1 kg
<b>Accessories</b>	
<b>FreshAir active carbon filter</b>	9882460
<b>Wooden shelf / Presentation shelf (wooden folding shelf)</b>	- / 7113043
<b>Metal shelf with wooden front / Clip-on labelling system</b>	7113262 / 9882766
<b>Bottle presenter / Water tray with lava stone</b>	9882303 / 7435870
<b>Perforated plate</b>	
<b>Anti-tipping device for wall mounting</b>	9882767
<b>Side-by-Side set</b>	9032282



## WFbli 5241

Perfection

459 litre

188

597 / 763 / 1884

492 / 587 / 1670



117 kWh

SN-ST

+10°C to +38°C

R 600a

38 dB(A)/C

220 - 240V~ / 50/60 Hz / 1.5 A

188 kJ/h

yes / yes

HumiditySelect (two level: standard & high)

1 / 1

+5°C to +20°C

glass door, frame black / black

2.4" colour TFT display / in the door

touch & swipe

visual and audible / visual and audible

yes

plastic, graphite grey

LED light stripe, both sides

yes / yes

SmartDeviceBox included

yes / metal shelf with wooden front

7 / 1

1

yes

streamline handle with integrated opening mechanism

In rear wall

electronic, without remote control

yes / right, reversible on site

replaceable

yes

108.8 / 103.6 kg

9882460

7113328 / 7113041

7113254 / 9882766

9882303 / 9882755

9302885

9882767

9017744



## WFbli 5041

Perfection

398 litre

158

597 / 763 / 1684

492 / 587 / 1470



111 kWh

SN-ST

+10°C to +38°C

R 600a

38 dB(A)/C

220 - 240V~ / 50/60 Hz / 1.5 A

167 kJ/h

yes / yes

HumiditySelect (two level: standard & high)

1 / 1

+5°C to +20°C

glass door, frame black / black

2.4" colour TFT display / in the door

touch & swipe

visual and audible / visual and audible

yes

plastic, graphite grey

LED light stripe, both sides

yes / yes

SmartDeviceBox included

yes / metal shelf with wooden front

6 / 1

1

yes

streamline handle with integrated opening mechanism

In rear wall

electronic, without remote control

yes / right, reversible on site

replaceable

yes

99.5 / 94.8 kg

9882460

7113328 / 7113041

7113254 / 9882766

9882303 / 9882755

9302885

9882767

9017743

1 These models are only intended for storing wine. Maximum DIN norm bordeaux bottles capacity (0.75 l) as per norm NF H 35-124 (H: 300.5 mm, Ø 76.1 mm)

2 As per EU Regulation 2019/2016.

3 Measured as per EN 62552.

4 Indicates the ambient temperature at which the appliance can be safely operated.

## Accessories

### Wine serving fridges



#### **FreshAir activated charcoal filter**

To ensure wine can mature with optimum air quality and the bouquet remains pure, the FreshAir activated charcoal filter reliably binds odours of all types. The filter should be changed every 6 months, which is displayed via a reminder function (depending on the model).



#### **Water tray and lava stones**

The retrofittable water tray and lava stones help to maintain perfect humidity – this means corks remain perfectly moist even in dry conditions.



#### **Bottle presenter**

Masterfully highlights your special bottles: the elegant bottle presenter showcases wine bottles, drawing the observer's gaze to the label. It also holds opened bottles securely.



#### **Metal shelf with wooden front, height-adjustable**

The robust metal shelf combines everything you need for wine storage in restaurants. It can be variably adjusted in the appliance for flexible bottle distribution. The struts ensure a particularly secure hold. The coated metal is extremely easy to clean. And the pure, clear design with a beech wood front harmonises with all your stored wines.



#### **Wooden shelf, height-adjustable**


Mature and sophisticated. The elegant shelves, made of beech wood, are designed for low-vibration, horizontal wine storage, and their ergonomic shape makes it easy to put in, take out and rearrange the bottles. Another advantage is that the wood breathes and can store small amounts of water – this is good for the microclimate inside and therefore also long-term storage.



#### **Wooden presentation shelf**

Two open bottles of wine can also be securely stored and presented on the beech wood presentation shelf. The shelf's integrated folding function makes this possible.

## Wine serving fridges



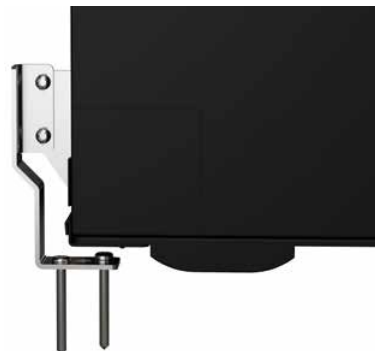
### Labelling clips

For ideally organising your wine stocks: the five stylish aluminium labelling clips. They can be labelled and attached flexibly to the bottle shelves.



### Perforated plate

The perforated plate support ensures optimal stability of bottles. Beverages and containers are therefore always stored securely. The perforated plate supports are extremely resilient and optimally suited for filling with drinks.



### Anti-tipping device

The anti-tipping device connects the appliance firmly to the wall at the top. This ensures stable storage and safe loading and unloading of the pull-out shelves, even with maximum filling.



A tall, narrow refrigerator with a glass door, displaying various ice cream and dessert packages. The top of the refrigerator features the "ICE CREAM" logo. To the right of the refrigerator is a wooden shelving unit with open shelves holding jars, bottles, and coffee-related items.



A coffee bar area featuring a menu board, a coffee machine, and a large chest freezer. The menu board lists coffee drinks and prices. The bar counter is made of wood and has a black top. A large chest freezer with the "ICE CREAM" logo is positioned in front of the bar. The background shows a window with a view of a city and trees.

HOT COFFEE	
AMERICANO	2,00 2,40
CAPPUCCINO	2,80 3,50
ESPRESSO MACCHIATO	2,00 2,7
LATTE	2,40
FLAT WHITE	3,20
LATTE MACCHIATO	3,80
ESPRESSO	3,00



## Merchandising freezers for catering and retail – quality that pays off

---

In an increasingly fast-moving world, strong visibility and the right buying impulses make all the difference. With an optimised TDA (Total Display Area), Liebherr chest freezers present snacks, ice cream and convenience products with maximum clarity, encouraging customers to reach in.

Their attractive design sets new standards in the industry, while individual branding options transform every unit into a powerful brand statement. This not only boosts sales but also supports your sustainability goals.

In addition to very low energy consumption, the use of natural refrigerants, PVC-free components and minimal heat emissions, these highly efficient professional appliances are virtually maintenance-free and designed to deliver at least 15 years of reliable freezing performance.

In short, they offer an outstanding Total Cost of Ownership.

# Increase the awareness of your brand.

---

Liebherr offers numerous possibilities of branding freezers individually and impressively. You can choose between different procedures and different models. Upon request, we can develop special appliance concepts for you which perfectly match your brand and your specific requirements.

## Individual adhesive

The desired branding is applied to a suitable label, usually PVC film, either using the screen printing or digital printing method, depending on the batch size and motif. This is fitted accurately onto the foamed chest or fridge housing.





### Display/side wall/door label and individual colour scheme

Individual colour schemes present your brand in an appealing way and make your goods stand out even more. The side walls of the chest and plastic end pieces on the chest frame, as well as the display and display frame on freezers for sales promotion, can be designed according to customer specifications.

# The advantages at a glance



### Energy-efficient LED interior lighting

Energy-efficient LED interior lighting for an effective and convincing goods presentation. An optional lid lock is available.

### Multi-part frame made of plastic and aluminium

The multi-part frame made of plastic and aluminium in an attractive and modern design with rounded corners ensures stability and better hygiene as well as protection during removal of goods.

### Highly dampening insulation

The highly dampening insulation ensures constant temperatures and reduces the energy consumption.

### RoHS and WEEE conformity

RoHS and WEEE compliant thanks to environmentally friendly materials in combination with optimal recyclability.



### Lid lock

The lid lock gives protection against unauthorised access.



EFI 3553



### Smooth-running sliding glass lid

The slightly curved glass sliding lids of the EFI chests consist of hardened single-pane safety glass. The profile seals and the plastic frame heated with hot gas via the compressor allow the lid halves to be moved easily at any time.

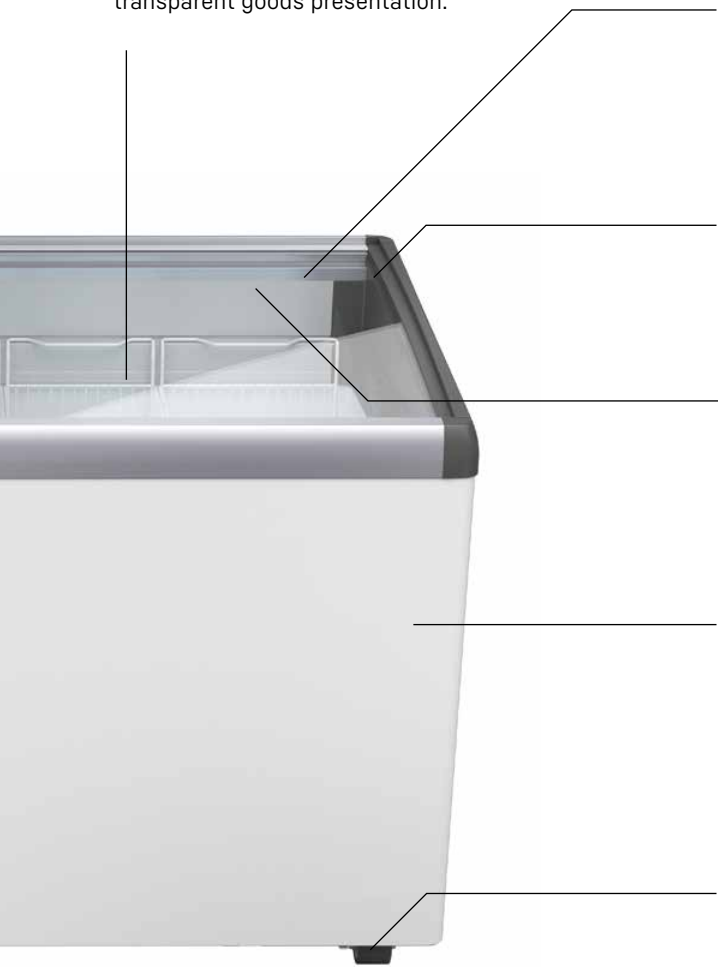


### Insulated sliding lid

Thanks to the compound cover made of aluminium and hard PVC, the lids insulated with rigid foam are particularly resilient. The top is equipped with a scratch-proof aluminium work surface. The foam-insulated sliding lid is available as an alternative to glass sliding lids. A pluggable lock can be supplied as an accessory.

**Stable hanging baskets**

Stable hanging baskets enable transparent goods presentation.



**Hardened single-pane safety glass**

The tempered single-pane safety glass is break-proof, resilient and offers stability in the upper part of the chest. In addition, thanks to the lower heat radiation, it guarantees an optimal view of the stored goods. The lid can be removed for easy handling and cleaning.

**Profile seal**

Profile seal for easy opening and closing of the lid.

**Steel inner lining**

The steel inner liner with rounded corners is easy to clean, enables perfect hygiene, and has a good cold-conducting capacity.

**Quieter due to outer skin condenser**

The foamed outer skin condenser means that the ice cream chests are very low in noise and vibrations – and the housing is easy to clean. In addition, no condensation is formed on the outside.



**Sturdy castors**

Sturdy castors facilitate transport if the appliance has to be moved, and enable convenient floor cleaning under the appliance.



**The action area rack from Liebherr**

More goods in the same space. With this extremely robust, high load-bearing accessory, Liebherr refrigerators and freezers can be arranged above each other in any combination. This means 65% more capacity without requiring a millimetre more of additional space. This allows you to offer significantly more products at the customers' eye level where they can't be overlooked.




**Glass screening**

The robust glass screen made of tempered safety glass protects the ice cream from dirt during sales and contributes to the attractive presentation of goods. The particularly deep glass screen on the front offers excellent visibility, so that customers can easily see the goods from various angles.

## Sales chest freezers



### EFI 5653

<b>Width</b>	1885 mm
<b>Gross / net capacity</b>	571 / 408 litre
<b>Exterior dimensions in mm (w / d / h)</b>	1885 / 660 / 825
<b>Interior dimensions in mm (w / d / h)</b>	1760 / 535 / 472
<b>Total display area in m<sup>2</sup> (TDA)<sup>1</sup></b>	1.03
<b>Energy efficiency class<sup>2</sup></b>	
<b>Energy consumption in 365 days</b>	1094 kWh
<b>Climate class (energy directive)</b>	B
<b>Temperature class (energy directive)</b>	C1
<b>Ambient temperature range<sup>3</sup></b>	+10 °C to +35 °C
<b>Refrigerant</b>	R 290
<b>Sound power level</b>	52 dB(A)
<b>Voltage / frequency</b>	220 - 240V~ / 50 Hz
<b>Connection rating / Rated consumption watts</b>	2.5 A / 270 W
<b>Cooling system / Defrost</b>	static / manual
<b>Temperature range</b>	-10 °C to -24 °C
<b>Lid material</b>	sliding glass lid
<b>External cabinet finish</b>	steel / white
<b>Internal liner material</b>	steel
<b>Frame colour</b>	grey
<b>Type of control</b>	rotary control
<b>Temperature display</b>	internal analogue
<b>Interior light</b>	LED
<b>Number of baskets included</b>	8
<b>Number of baskets, max (see picture)</b>	8
<b>Castors</b>	swivel castors
<b>Type of lock</b>	mechanically retrofittable
<b>Water drain</b>	yes
<b>Gross / net weight</b>	90.7 / 80.9 kg
<b>Accessories</b>	
<b>Basket 270 mm</b>	7111009
<b>Basket 210 mm</b>	7111039
<b>Partition grid 270 mm / High grid</b>	7111031
<b>Partition grid 210 mm / High grid</b>	7111784
<b>Partition grid 270 mm / Low grid</b>	7111033
<b>Partition grid 210 mm / Low grid</b>	7111787
<b>Rubber bumpers, grey</b>	7266707
<b>Cylinder lock for glass sliding lid</b>	7043660
<b>Glass canopy</b>	
<b>Scoop ice cream containers</b>	7741721
<b>Baskets for scoop ice cream containers</b>	on request
<b>External thermostat dial</b>	on request
<b>Scanner rail</b>	7652174



## EFI 4853

1675 mm
499 / 355 litre
1675 / 660 / 825
1550 / 535 / 472
0.91
1004 kWh
B
C1
+10 °C to +35 °C
R 290
52 dB(A)
220 - 240V~ / 50 Hz
2.5 A / 265 W
static / manual
-10 °C to -24 °C
sliding glass lid
steel / white
steel
grey
rotary control
internal analogue
LED
7
7
swivel castors
mechanically retrofittable
yes
89.5 / 79.9 kg
7111009
7111039
7111031
7111784
7111033
7111787
7266707
7043660
9809162
7741721
on request
on request
7652066



## EFI 4453

1465 mm
426 / 302 litre
1465 / 660 / 825
1340 / 535 / 472
0.79
792 kWh
B
C1
+10 °C to +35 °C
R 290
52 dB(A)
220 - 240V~ / 50 Hz
2.5 A / 185 W
static / manual
-10 °C to -24 °C
sliding glass lid
steel / white
steel
grey
rotary control
internal analogue
LED
6
6
swivel castors
mechanically retrofittable
yes
76.4 / 67.4 kg
7111009
7111039
7111031
7111784
7111033
7111787
7266707
7043660
7741721
on request
on request
7652065

1 Measured as per EN 16901.  
 2 As per EU Regulation 2019/2018.  
 3 Indicates the ambient temperature at which the appliance can be safely operated.



## Sales chest freezers



### EFI 3553



### EFI 2853

<b>Width</b>	1255 mm	1045 mm
<b>Gross / net capacity</b>	355 / 249 litre	282 / 196 litre
<b>Exterior dimensions in mm (w / d / h)</b>	1255 / 660 / 825	1045 / 660 / 825
<b>Interior dimensions in mm (w / d / h)</b>	1130 / 535 / 472	920 / 535 / 472
<b>Total display area in m<sup>2</sup> (TDA)<sup>1</sup></b>	0.67	0.54
<b>Energy efficiency class<sup>2</sup></b>		
<b>Energy consumption in 365 days</b>	751 kWh	623 kWh
<b>Climate class (energy directive)</b>	B	B
<b>Temperature class (energy directive)</b>	C1	C1
<b>Ambient temperature range<sup>3</sup></b>	+10 °C to +35 °C	+10 °C to +35 °C
<b>Refrigerant</b>	R 290	R 290
<b>Sound power level</b>	52 dB(A)	42 dB(A)
<b>Voltage / frequency</b>	220 - 240V~ / 50 Hz	220 - 240V~ / 50 Hz
<b>Connection rating / Rated consumption watts</b>	1.5 A / 190 W	1.5 A / 150 W
<b>Cooling system / Defrost</b>	static / manual	static / manual
<b>Temperature range</b>	-10 °C to -24 °C	-10 °C to -24 °C
<b>Lid material</b>	sliding glass lid	sliding glass lid
<b>External cabinet finish</b>	steel / white	steel / white
<b>Internal liner material</b>	steel	steel
<b>Frame colour</b>	grey	grey
<b>Type of control / Temperature display</b>	rotary control / internal analogue	rotary control / internal analogue
<b>Interior light</b>	LED	LED
<b>Number of baskets included</b>	5	4
<b>Number of baskets, max (see picture)</b>	5	4
<b>Castors</b>	swivel castors	swivel castors
<b>Type of lock</b>	mechanically retrofittable	mechanically retrofittable
<b>Water drain</b>	yes	yes
<b>Gross / net weight</b>	68.5 / 60.4 kg	60.5 / 56.6 kg
<b>Accessories</b>		
<b>Basket 270 mm</b>	7111009	7111009
<b>Basket 210 mm</b>	7111039	7111039
<b>Partition grid 270 mm / High grid</b>	7111031	7111031
<b>Partition grid 210 mm / High grid</b>	7111784	7111784
<b>Partition grid 270 mm / Low grid</b>	7111033	7111033
<b>Partition grid 210 mm / Low grid</b>	7111787	7111787
<b>Rubber bumpers, grey</b>	7266707	7266707
<b>Cylinder lock for glass sliding lid</b>	7043660	7043660
<b>Glass canopy</b>	9809160	
<b>Scoop ice cream containers</b>	7741721	7741721
<b>Baskets for scoop ice cream containers</b>	on request	on request
<b>External thermostat dial</b>	on request	on request
<b>Scanner rail</b>	7652064	7652063
<b>Action-Area-Rack white</b>		9031196



## EFI 2153



## EFI 1453

<b>Width</b>	835 mm	625 mm
<b>Gross / net capacity</b>	210 / 143 litre	138 / 90 litre
<b>Exterior dimensions in mm (w / d / h)</b>	835 / 660 / 825	625 / 660 / 825
<b>Interior dimensions in mm (w / d / h)</b>	710 / 535 / 472	500 / 535 / 472
<b>Total display area in m<sup>2</sup> (TDA)<sup>1</sup></b>	0.42	0.30
<b>Energy efficiency class<sup>2</sup></b>		
<b>Energy consumption in 365 days</b>	492 kWh	416 kWh
<b>Climate class (energy directive)</b>	B	B
<b>Temperature class (energy directive)</b>	C1	C1
<b>Ambient temperature range<sup>3</sup></b>	+10 °C to +35 °C	+10 °C to +35 °C
<b>Refrigerant</b>	R 290	R 600a
<b>Sound power level</b>	42 dB(A)	42 dB(A)
<b>Voltage / frequency</b>	220 - 240V~ / 50 Hz	220 - 240V~ / 50 Hz
<b>Connection rating / Rated consumption watts</b>	1.5 A / 170 W	1.5 A / 125 W
<b>Cooling system</b>	static	static
<b>Defrost</b>	manual	manual
<b>Temperature range</b>	-10 °C to -24 °C	-10 °C to -24 °C
<b>Lid material</b>	sliding glass lid	sliding glass lid
<b>External cabinet finish</b>	steel / white	steel / white
<b>Internal liner material</b>	steel	steel
<b>Frame colour</b>	grey	grey
<b>Type of control</b>	rotary control	rotary control
<b>Temperature display</b>	internal analogue	internal analogue
<b>Interior light</b>	LED	LED
<b>Number of baskets included</b>	3	2
<b>Number of baskets, max (see picture)</b>	3	2
<b>Castors</b>	swivel castors	swivel castors
<b>Type of lock</b>	mechanically retrofittable	mechanically retrofittable
<b>Water drain</b>	yes	yes
<b>Gross / net weight</b>	56.3 / 49.6 kg	45 / 41.9 kg
<b>Accessories</b>		
<b>Basket 270 mm</b>	7111009	7111009
<b>Basket 210 mm</b>	7111039	7111039
<b>Partition grid 270 mm / High grid</b>	7111031	7111031
<b>Partition grid 210 mm / High grid</b>	7111784	7111784
<b>Partition grid 270 mm / Low grid</b>	7111033	7111033
<b>Partition grid 210 mm / Low grid</b>	7111787	7111787
<b>Rubber bumpers, grey</b>	7266707	7266707
<b>Cylinder lock for glass sliding lid</b>	7043660	7043660
<b>Scoop ice cream containers</b>	7741721	7741721
<b>Baskets for scoop ice cream containers</b>	on request	on request
<b>External thermostat dial</b>	on request	on request
<b>Scanner rail</b>	7652062	7652061

<sup>1</sup> Measured as per EN 16901.

<sup>2</sup> As per EU Regulation 2019/2018.

<sup>3</sup> Indicates the ambient temperature at which the appliance can be safely operated.

## Sales chest freezers



### EFE 1152

<b>Width</b>	751 mm
<b>Gross / net capacity</b>	107 / 80 litre
<b>Exterior dimensions in mm (w / d / h)</b>	751 / 481 / 825
<b>Interior dimensions in mm (w / d / h)</b>	605 / 315 / 530
<b>Total display area in m<sup>2</sup> (TDA)<sup>1</sup></b>	0.16
<b>Energy efficiency class<sup>2</sup></b>	
<b>Energy consumption in 365 days</b>	343 kWh
<b>Climate class (energy directive)</b>	B
<b>Temperature class (energy directive)</b>	C1
<b>Ambient temperature range<sup>3</sup></b>	+10°C to +35°C
<b>Refrigerant</b>	R 600a
<b>Sound power level</b>	42 dB(A)
<b>Voltage / frequency</b>	220 - 240V~ / 50 Hz
<b>Connection rating</b>	1.5 A
<b>Rated consumption watts</b>	130 W
<b>Cooling system</b>	static
<b>Defrost</b>	manual
<b>Temperature range</b>	-10°C to -24°C
<b>Lid material</b>	sliding glass lid
<b>External cabinet finish</b>	steel / white
<b>Internal liner material</b>	steel
<b>Frame colour</b>	grey
<b>Type of control</b>	rotary control
<b>Temperature display</b>	external analogue
<b>Interior light</b>	LED, separate connection
<b>Number of baskets included</b>	0
<b>Number of baskets, max</b>	3
<b>Castors</b>	swivel castors
<b>Type of lock</b>	mechanically retrofittable
<b>Water drain</b>	yes
<b>Gross / net weight</b>	42.7 / 39 kg
<b>Accessories</b>	
<b>Basket 195 mm</b>	7112788
<b>Partition grid 195 mm</b>	7111712
<b>Rubber bumpers, grey</b>	7266707
<b>Cylinder lock for glass sliding lid</b>	7043660
<b>External thermostat dial</b>	on request
<b>Scanner rail</b>	7652176

<sup>1</sup> Measured as per EN 16901.

<sup>2</sup> As per EU Regulation 2019/2018.

<sup>3</sup> Indicates the ambient temperature at which the appliance can be safely operated.



LIEBHERR

EFI 4453

# The advantages at a glance

## Replaceable seal

The easily exchangeable seal in the chest lid enables optimal hygiene, tight closing and increases the chest's lifespan.

## Inner liner

Inner liner made of robust, coated sheet steel for increased durability and easy cleaning.

## No condensate

No condensate on the housing and easy-to-clean exterior skin for perfect hygiene.

## Foam condenser

Foam condenser in the outer surface for quiet and low-vibration operation.

## Highly effective insulation

No energy loss and optimum energy efficiency due to highly effective insulation.



EFL 6056



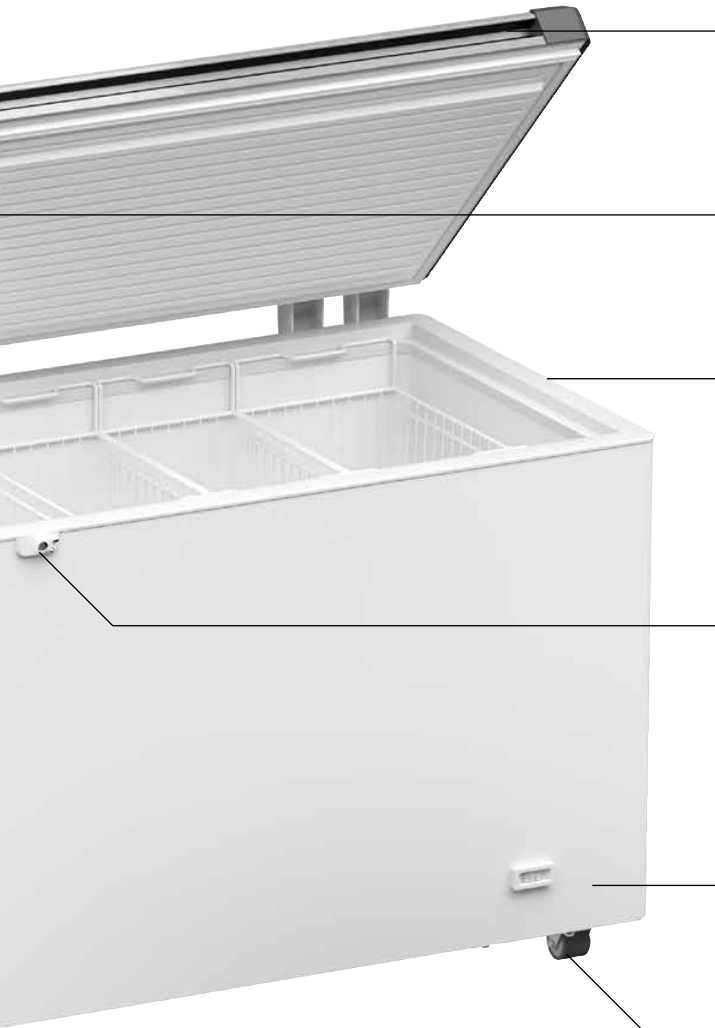
## Stable chest lid

The sturdy chest lid (stainless steel or white) can also be used as an additional work surface.



## Stable hanging mesh baskets

Better overview and options in the distribution of the goods due to sturdy hanging mesh baskets.



**Ergonomic recessed grip**

Continuous ergonomic recessed grip for convenient opening and closing.

**LED lighting**

Optimal transparency due to LED lighting in the interior.

**Extremely robust chest**

Extremely robust, stable and torsion-free chest body even for intensive loads.



**Robust lock**

Secured against unauthorised access by a robust lock.

**Natural and PFC-free refrigerant R 600a**

More energy efficiency and sustainability thanks to natural and HFC-free refrigerant R 600a in combination with powerful compressors.

**Sturdy castors**

Sturdy castors make transport easier and allow you to clean the floor under the chest easily.



**Analogue temperature display**

More storage reliability due to the analogue temperature display with accurate interior temperature display which can be set from -14 °C to -24 °C.

**Frost Protect**

Maximum versatility in the choice of installation location due to an extended ambient temperature range from -15 °C to +43 °C.

**Stop Frost**

Less frequent defrosting and frost-free interior thanks to the StopFrost system as well as effortless repeated opening due to the prevention of vacuum formation.

## Chest freezers



### EFL 6056

Width	1885 mm
Capacity	542 litre
Exterior dimensions in mm (w / d / h)	1885 / 710 / 825
Interior dimensions in mm (w / d / h)	1760 / 535 / 575
Energy efficiency class <sup>1</sup>	
Energy consumption in 365 days	307 kWh
Climate class (energy directive)	SN-ST
Ambient temperature range <sup>2</sup>	-15 °C to +43 °C
Refrigerant	R 600a
Sound power level	33 dB(A)
Sound power class	B
Voltage / frequency	220 - 240V~ / 50 Hz
Connection rating	1.5 A
Cooling system	static
Defrost	manual
Temperature range	-14 °C to -24 °C
Lid material	stainless steel
External cabinet finish	steel / white
Internal liner material	pre-coated steel
Frame colour	grey
Type of control	rotary control
Freezing capacity in 24 hrs	10 kg
Temperature rise time	42 h
Temperature display	external analogue
Interior light	LED
Number of baskets included	3
Number of baskets, max	8
Handle	recessed grip
Castors	swivel castors
Type of lock	mechanical
Water drain	yes
Gross / net weight	99 / 89 kg
Accessories	
Basket 270 mm	7111045
Basket 210 mm	7111047
Castor set <sup>3</sup>	9882600



## EFL 4656

1465 mm

404 litre

1465 / 710 / 825

1340 / 535 / 575



262 kWh

SN-T

-15°C to +43°C

R 600a

33 dB(A)

B

220 - 240V~ / 50 Hz

1.5 A

static

manual

-14°C to -24°C

stainless steel

steel / white

pre-coated steel

grey

rotary control

13 kg

46 h

external analogue

LED

2

6

recessed grip

swivel castors

mechanical

yes

90 / 81 kg

7111045

7111047

9882600



## EFL 3056

1045 mm

266 litre

1045 / 710 / 825

920 / 535 / 575



205 kWh

SN-T

-15°C to +43°C

R 600a

33 dB(A)

B

220 - 240V~ / 50 Hz

1.5 A

static

manual

-14°C to -24°C

stainless steel

steel / white

pre-coated steel

grey

rotary control

10 kg

38 h

external analogue

LED

2

4

recessed grip

swivel castors

mechanical

yes

75 / 68 kg

7111045

7111047

9882600

1 As per EU Regulation 2019/2018.

2 Indicates the ambient temperature at which the appliance can be safely operated.

3 consisting of 2 castors with brakes, 2 castors without brakes, assembly material.

# The advantages at a glance

## Branding options

Individual branding options in the display, on the housing and door frames draw attention to products or a company and support sales promotion.

## Energy-efficient display

The display, backlit by energy-efficient LEDs, draws attention to the appliance and its contents. The display field can be individually adjusted and switched in parallel with the interior lighting. There are various colour options for the housing and door frame.



## Dynamic cooling system

The high-performance dynamic cooling system ensures that goods placed in the appliance are cooled quickly and maintains a consistent cooling temperature throughout the interior.

## Insulating glass door prevents loss of cold air

The insulating glass door with treble glazing prevents loss of cold air and the formation of condensate.

## Stable grid shelf

The sturdy grid shelves are plastic-coated and extremely resilient up to 50 kg. Convenient withdrawal possible up to 90°.

## Deep drawn interior liner

The deep drawn inner liner made of food-safe polystyrene is odour-neutral, very robust, and long-lasting. Thanks to large, easy-to-clean corner radii, it enables perfect hygiene.

## Environmentally friendly refrigerant

The natural and environmentally friendly refrigerant R 290 is PFC-free and, in combination with powerful compressors, very energy efficient.



FDvb 4643

No  
Frost

### NoFrost module

The NoFrost module is installed behind the display and enables maximum use of the interior.



### Vertical LED lighting

The vertical LED lighting installed on both sides ensures good illumination of the interior and contributes to sales promotion with optimal goods presentation.

### Robust door handle

The robust door handle is ergonomic, easy to use and easy to clean.

### Anti-condensation film

The special anti-condensation film considerably delays the condensation of the door after opening and closing and ensures an optimal view of the stored products.

### Robust lock

The robust lock prevents unauthorised access.

### Digital temperature display

The digital temperature display gives accurate information about the set temperature in the interior. The temperature range can be adjusted from -10 ° to -25 ° by the precise electronics.

# Optimal product presentation for frozen food

An appealing display is essential for capturing customer attention. Liebherr's modern, energy-efficient glass door freezers, featuring an elegant anthracite aluminium finish, provide the ideal platform to help drive sales.

Vertical LED lighting on both sides ensures outstanding illumination throughout the interior. A special anti-condensation film significantly delays the formation of condensation on the inner door surface during opening, maintaining a clear view of the contents.

In addition, the newly integrated air stream breaker, combined with enhanced glass door insulation, prevents condensation forming on the door – ensuring optimal visibility at all times.

### Hot gas defrosting

The highly efficient hot gas defrosting reduces defrosting time to approx. 10 minutes, which considerably reduces the temperature increase in the appliance. The quality of the foods remains intact for longer, since the products do not have to be removed during the defrosting phase and they are not exposed to any unnecessary temperature fluctuations.



### Aluminium frame

For convenient operation of the appliances, the glass doors with an aluminium frame remain open from an opening angle of 90°. This means that large amounts of goods can be easily filled or removed. Under 60°, the doors close by themselves with the aid of the magnetic seal – this prevents loss of cold air.



### Air-Stream breaker

The air stream breaker installed in the lower part of the inner liner interrupts the air flow from the interior to the glass pane, preventing water condensation on the door. The improved glass door insulation also counteracts the formation of condensation on the door, enabling the optimal presentation of goods.



Also available  
in white  
(FDv 4643)



## FDvb 4643

## Fv 913

Gross / net capacity	461 / 307 litre	93 / 66 litre
Exterior dimensions in mm (w / d / h)	670 / 730 / 1957	497 / 549 / 830
Interior dimensions in mm (w / d / h)	532 / 550 / 1247	377 / 371 / 609
Total display area in m <sup>2</sup> (TDA) <sup>1</sup>	0.73	0.25
Energy efficiency class <sup>2</sup>		
Energy consumption in 365 days	1949 kWh	1007 kWh
Climate class (energy directive)	4	4
Temperature class (energy directive)	L1	L1
Ambient temperature range <sup>3</sup>	+10 °C to +30 °C	+10 °C to +30 °C
Refrigerant	R 290	R 290
Sound power level	62 dB(A)	60 dB(A)
Voltage / frequency	220 - 240V~ / 50 Hz	220 - 240V~ / 50 Hz
Connection rating	4.4 A	1.5 A
Rated consumption watts	580 W	180 W
Cooling system	forced-air	forced-air
Defrost	automatic	automatic
Temperature range	-10 °C to -25 °C	-10 °C to -25 °C
External cabinet finish	steel / black	steel / silver
Door material / colour	glass	Insulated glass door with aluminium frame / silver
Internal liner material	commercial grade moulded polystyrol	steel
Type of control	LED 7-segment display with buttons	LED 7-segment display with buttons
Temperature display	external digital	external digital
Fault: warning signal	visual and audible	visual and audible
Interior light	LED	LED strip lighting, right, separate connection and dimmable
Adjustable shelves	4	2
Shelf material	wire shelves plastic-coated	wire shelves plastic-coated
Shelf loading	50 kg	30 kg
Height of adjustable feet	100 - 150 mm	
Handle	ergonomic slimline handle	recessed grip
Castors	2 fixed rear and 2 swivel front castors	
Type of lock	mechanical	mechanical
Self-closing door	yes	yes
Door hinges	right, reversible on site	right, reversible on site
Gross / net weight	154 / 141 kg	48.9 / 46.4 kg
Accessories		
Baskets, 30 litres	7111758	
Partition grid for 30-litre basket	7111759	
Scanner rail	7443779	7444123
White grid shelf	7438722	
Grid shelf in grey / black / white		7113296 / 7113294 / 7113290
Side-by-Side set left: white / silver		9875023 / 9875167
Side-by-Side set right: white / silver		9875025 / 9875197
Action-Area-Rack white		9031196

<sup>1</sup> Measured as per EN 23953.

<sup>2</sup> As per EU Regulation 2019/2018.

<sup>3</sup> Indicates the ambient temperature at which the appliance can be safely operated.

## Accessories

### Chest freezers



#### Chest freezers

These stainless steel, scoop ice cream containers have a volume of 5 litres, are made to be robust and are particularly easy to clean. They provide perfect hygiene and fit effortlessly in the wire baskets of the Liebherr ice cream chests.



#### Basket for scoop-ice containers

The sturdy wire baskets for scoop-ice containers are specially configured for the EFI/EFE chest freezers. Containers can be optimally arranged in the wire baskets so that ice-cream is perfectly presented and conveniently set out for selling by the scoop.



#### Partition grid

The partition grids for baskets support product presentation and allow flexible organisation of the interior.



#### Suspended baskets

Products can be presented in a clearly sorted arrangement with the suspended baskets.



#### Cylinder lock for foamed lid

A lid lock can be installed on all models to secure the contents of the chest appliance. Cylinder lock for foamed lid suitable for all EFE models.



#### Cylinder lock for glass sliding lid

A lid lock can be installed on all models to secure the contents of the chest appliance. Cylinder lock for glass sliding lid suitable for all EFI and EFE models.



#### External thermostat dial

On the standard configuration, the thermostat is hidden to avoid tampering. This optional external thermostat dial allows easier temperature adjustment without the use of tools. This might be useful where freezers are not accessible by the public.



#### Scanner rail

The practical scanner rail allows you to attach price tags, scan codes, or individual advertising messages, ensuring quick and easy readability for everything you need.



#### Glass canopy

The robust glass canopy made from toughened safety glass protects ice cream from contamination when selling and helps to ensure goods are presented in an attractive manner. The extra deep front of the glass canopy ensures excellent visibility of products and means that customers always have a good view of the wares presented from a range of different angles. The LED interior lights in appliances EFI 4853 and EFI 3553 also contribute to this. Wafer holders, serviettes and any other of the typical ice cream accessories can be conveniently placed on the flat shelf area.

## Chest freezers



### Action-Area-Rack

The action area rack from Liebherr is an accessory part that allows you to arrange Liebherr fridges and freezers as well as ice cream chests and bottle coolers above each other in a flexible, modular manner.

## Freezers for sales promotion



### Basket

These heavy-duty baskets have capacities of 30 litres.



### Partition grid for baskets

The partition grids for baskets support optimum product presentation and allow flexible organisation of the interior.



### Scanner rail

Price tags and scan codes can easily be displayed using the practical scanner rail. Easy to attach to the front of the grid shelves. The scanner rail inserts can also be used for branding purposes where several brands are on display.



### Grid shelves

The plastic-coated grid shelves are height-adjustable and allow variable use of the interior for different frozen products. The close-mesh grid shelves have an extremely high loading capacity and ensure secure positioning of the products.



### Set of connection elements

Countertop fridges and freezers can be placed on top of one another so as to make the best use of the available space.



### Action-Area-Rack

The action area rack from Liebherr is an accessory part that allows you to arrange Liebherr fridges and freezers as well as ice cream chests and bottle coolers above each other in a flexible, modular manner.



### Our catalogue programme

You will find Liebherr commercial appliances where service and advice are taken seriously: In a specialist shop!

There is an overview of other Liebherr appliances in our catalogue of fridges and freezers for professional use. Available in stores or to download at [home.liebherr.com](https://home.liebherr.com).



### BIM data now available

The cooperation between Liebherr-Hausgeräte and Specifi® gives planners and dealers worldwide access to a digital Liebherr-Hausgeräte library with BIM models for the Food Service and Scientific areas. Compatible with AutoCAD® and Revit.

[home.liebherr.com/bimdata](https://home.liebherr.com/bimdata)



For more information about our technical specifications, go to: [home.liebherr.com/foodservice](https://home.liebherr.com/foodservice)



\* You can find more information about our warranty conditions here: [home.liebherr.com/guarantee-professional](https://home.liebherr.com/guarantee-professional)



[home.liebherr.com](https://home.liebherr.com)