


D9620 engine for the power generation industry



HVO ready

Designed and manufactured by Liebherr, the D9620 is a very highpower combustion engine developed for PRP and COP power generation applications, while also supporting standby power requirements in stationary installations where operational stability and longterm asset protection are key decision factors.

Built on a robust platform and backed by Liebherr's proven engineering expertise, this 20cylinder, 45litre engine delivers up to 1,910 kW, providing stable and predictable performance across PRP and COP duty cycles under demanding operating conditions.

Combining reliable efficiency with optimised fuel consumption and controlled emissions performance, the D9620 is designed to deliver robust and costeffective power generation at very high-power levels. Extended service intervals, simplified maintenance concepts and advanced diagnostics with LiDIA support high availability, minimise downtime and help protect longterm asset value.

System benefits for power generation packager


- Enabling very highpower genset solutions with stable and predictable power behaviour across a wide range of operating profiles.
- Facilitating system integration through a robust and proven engine architecture, a favourable powertoweight ratio (kW/kg) and a wellcontrolled footprint, supporting compliant operation under demanding load conditions.
- Ensuring reliable operation at very high power levels with controlled dynamic behaviour aligned with ISO 85285 requirements, supporting PRP, COP and standby power applications.
- Supporting longterm system availability through stable performance over extended running hours and predictable behaviour under severe load variations.
- Protecting longterm asset value with extended service intervals, simplified maintenance concepts and a durable engine design engineered for highpower duty cycles.

LIEBHERR

Product features and technical data

D9620

Country of manufacture	Switzerland		
Configuration	20 cylinders V line		
Aspiration	Turbocharger		
Fuel injection control system	High-Pressure Common Rail		
Bore	mm (in)	135 (5.3)	
Stroke	mm (in)	157 (6.2)	
Displacement	L (in ³)	45 (2,746)	
Compression ratio	15:1		
Coolant capacity	L (US gal)	143 (37.8)	
Lubricant capacity	L (US gal)	180 (47.1)	
Estimated dry weight	kg (lbs)	4,085, (9,006)	



Power ratings

50 Hz

Tier 0

COP			PRP			ESP		
kWm	kWe	kVA	kWm	kWe	kVA	kWm	kWe	kVA
1,172	1,113	1,392	1,406	1,336	1,670	1,547	1,470	1,837

Tier 4f / Stage V

In development

60 Hz

Tier 0

COP			PRP			ESP		
kWm	kWe	kVA	kWm	kWe	kVA	kWm	kWe	kVA
1,447	1,375	1,718	1,736	1,649	2,062	1,910	1,815	2,268

Tier 2

						1,910	1,795	2,244
--	--	--	--	--	--	-------	-------	-------

Tier 4f / Stage V

In development

Generator efficiency (typical): 95%

kWm = kiloWatt mechanical, net with fan*; kWe = kiloWatt electrical = kWm x Generator eff.; kVA = kiloVoltAmpere calculations based on a 0.8 power factor = kWe / 0.8 1 kW = 1 hp x 1.36; 1 hp = 1 kW x 0.7355

Power standards

The engine performance corresponds to ISO 3046, BS 5514 and DIN 6271. The technical data applies to an engine without cooling fan and operating on a fuel with a calorific value of 42.7 MJ/kg (18360 BTU/lb) and a density of 0.84 kg/liter (7.01 lb/US gal), also where this involves a deviation from the standards. Ratings are based on ISO 8528. Engine speed governance in accordance with ISO 8528-5 G3.

Fuel consumption

50 Hz g/kWh (L/h)

Tier 0

Load	COP	PRP	ESP
100%	194 (272)	195 (328)	196 (362)
75%	197 (206)	195 (245)	194 (269)
50%	202 (141)	199 (167)	198 (183)
25%	226 (79)	218 (91)	214 (99)

60 Hz g/kWh (gall/h)

Tier 0

COP	PRP	ESP	Tier 2 ESP
194 (88)	193 (105)	194 (117)	211 (127)
198 (67)	195 (80)	194 (87)	221 (99)
207 (47)	202 (55)	200 (60)	237 (71)
242 (27)	231 (31)	225 (33)	260 (39)

Tolerances on nominal specific fuel consumption declaration are valid for Diesel fuel fulfilling standard EN 590. Fuel density: 840 gr/L

Heat rejection

50Hz kW (BTU/min)

Tier 0

Heat rejection	COP	PRP	ESP
Charge air cooler	196 (11,147)	292 (16,606)	348 (19,791)
Exhaust	860 (48,908)	989 (56,244)	1,073 (61,022)
Coolant	510 (29,004)	558 (31,733)	598 (34,008)

60Hz kW (BTU/min)

Tier 0

COP	PRP	ESP	Tier 2 ESP
340 (19,336)	442 (25,137)	502 (28,549)	502 (28,549)
1,035 (58,860)	1,337 (76,035)	1,518 (86,329)	1,518 (86,329)
556 (31,620)	666 (37,875)	727 (41,344)	727 (41,344)

Inlet air

50 Hz

Tier 0			
Inlet air	COP	PRP	ESP
Combustion air inlet flow kg/h (lb/h)	5,070 (11,177)	6,207 (13,684)	6,700 (14,771)
Max. Allowable Combustion Air inlet temp, °C (°F)	60 (140)	60 (140)	60 (140)

60 Hz

Tier 0			Tier 2
COP	PRP	ESP	ESP
7,404 (16,323)	8,137 (17,939)	8,605 (18,971)	8,605 (18,971)
60 (140)	60 (140)	60 (140)	60 (140)

Exhaust system

50Hz

Tier 0			
Exhaust system	COP	PRP	ESP
Exhaust stack gas temperature °C (°F)	522 (972)	495 (923)	498 (928)
Exhaust gas flow rate, kg/h (lb/h)	5,302 (11,689)	6,482 (14,290)	7,003 (15,439)

60Hz

Tier 0			Tier 2
COP	PRP	ESP	ESP
448 (838)	511 (952)	540 (1,004)	540 (1,004)
7,693 (16,960)	8,488 (18,713)	8,995 (19,831)	8,995 (19,831)

Product specifications and options

Product specifications

Liebherr Engine Control Unit

Liebherr high-performance injection system (2000 bar)

Hydrogenated vegetable oil (HVO) compatible

Options

Cold start (-25 °C)

Coolant inlet & outlet (90° elbow)

Closed CCV

Oil level sensor

Top air inlet elbows

Exhaust outlet elbow

Fan drive

LiDIA diagnostic tool

Rating Definition Powergen

Ratings definition in accordance with ISO 8528 and ISO 3046


CONTINUOUS POWER (COP) refers to the maximum power output that a diesel engine can deliver continuously under constant load and rated speed for an unlimited number of hours per year, under standard operating conditions. This rating assumes regular maintenance and compliance with the manufacturer's specifications.

PRIME POWER (PRP) refers to the maximum power that a diesel engine can supply for an unlimited number of hours per year under variable load conditions. Unlike continuous power, PRP allows for load fluctuations, but the engine must not be overloaded beyond its specified limit (a 10% overload capability for governing purposes is available for this rating).

STAND-BY POWER (ESP) is the maximum power a diesel engine can supply during a power outage or emergency situation. It is intended for use only when the main power source fails and is limited to a maximum of 200 hours per year depending on the standard. No overload capability is permitted, and it is not designed for continuous or variable load operation.

DATA CENTRE POWER refers to the total electrical capacity required to operate all systems within a data center, including IT equipment, cooling infrastructure, power distribution and facility support. It must ensure continuous, reliable power delivery with redundancy and backup systems to maintain uptime.

D9620 engine for the power generation industry



Want to know more ?

Scan to discover our full portfolio

