EN-US

LR 1300.2 SX unplugged

LR 1106.03.09
www.liebherr.com

LIEBHERR

Crawler cranes

Concept and characteristics 3
Technical description 8
Dimensions 10
Transport dimensions and weights 11
Self-assembly system 18
Boom combinations 20
Main boom 2821.xx (66-302 ft) 22
Luffing jib 2316.xx (66-371 ft) 24
Luffing jib 1916.xx (66-312 ft) 30
Fixed jib 1507.20 (26 ft) 36
Fixed jib 0906.21 (23 ft) 38
Fixed jib 1713.xx (46-115 ft) 40
Fixed jib 1008.xx (36-85 ft) 44

Remarks

- The load capacities stated are valid for lifting operation only (corresponding with crane classification according to ISO 4301-1, crane group A1).
- Machine is standing on firm, horizontal ground.
- The weight of the lifting device (pulley block, hoist ropes, shackles, etc.) must be deducted from the load capacity.
- Additional equipment on boom (e.g. walkways) must be deducted from the load capacity.
- The max. admissible wind speed can be preselected in the LML software and referred to in the load chart.
- Working radii are measured from centre of swing ring and under load.
- The lifting capacities are valid for 360 degrees of swing.
- Calculation of stability under load is based on ANSI/ASME B 30.5 load ratings as well as ISO 4305 Table 2 and tested according to SAE J765 and SAE J987.
- Weights may vary depending on the delivered configuration of the machine, filling level of the tanks, as well as generally valid tolerances.
- The illustrations in this brochure may include options which are not within the standard scope of supply of the machine.
- Subject to technical change without notice.

Concept and characteristics

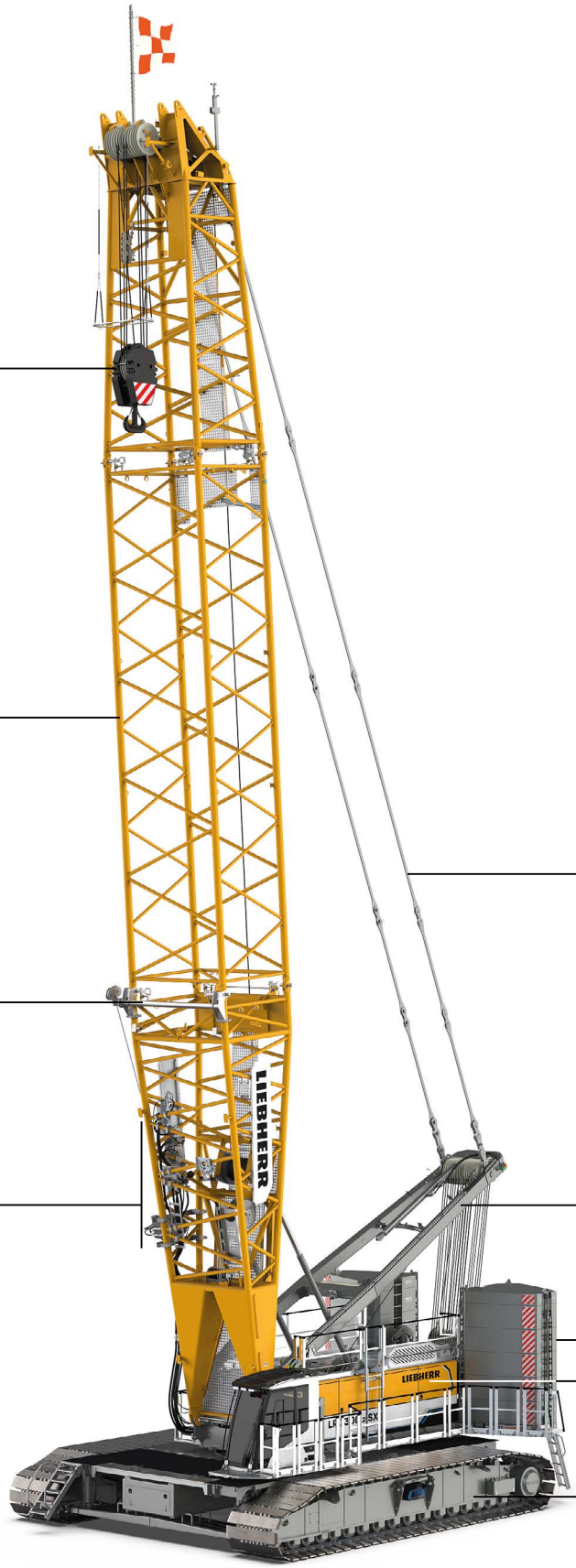

Cabin with high comfort
– optimized view
– noise-reducing design
– orthopaedic seat

Additional
safety platform

Carbody counterweight slab with
assembly platform 2 x 18,740 lbs

Crawler side frames with
3.9 ft flat track pads

Carbody counterweight 44,300 lbs
with storage compartment for tools

Ground pressure reduction plates
(option)

Cabin access via rear
ladder (option)

High performance
A powerful, efficient and reliable electro-hydraulic drive system combined with a high-performance lithium-ion battery ensures high productivity and allows for several movements to be carried out simultaneously.

Cabin with high comfort
Optimised field of vision combined with enhanced comfort: An orthopaedic operator's seat with heating and cooling functions, as well as precise and ergonomic controls are included.

Ground pressure
The actual ground pressure is calculated according to the configuration and position of the machine and displayed in the operator's cabin. Using the optional Liebherr Crane-Planner the actual ground pressure can already be calculated and displayed in the planning stage.

Control
Easy and intuitive handling of control, service and machine functions through a large, clear colour monitor. Built for extreme environmental conditions.



Efficient self-assembly system and short assembly times
The self-assembly system enables safe, independent and quick assembly/disassembly of the crawler side frames, the carbody and rear counterweights, as well as boom elements.

Mobility
Crane parts are optimized for transportation. The maximum transport width is 9.8 ft.

Easy service
The design ensures easy maintenance and service as well as safe access to the components.

Boom/jib
A variety of boom systems and configurations allow for optimum operation on the most diverse jobsites.

Reduction of ground pressure (option)
With the help of the new hydraulically activated ground pressure reduction plates, the ground pressure can be reduced by up to 56 %.

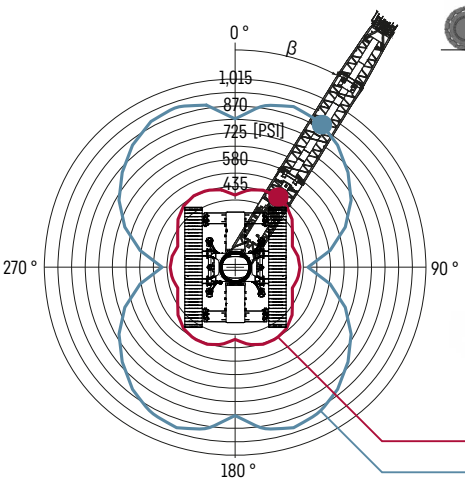

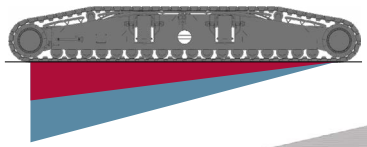

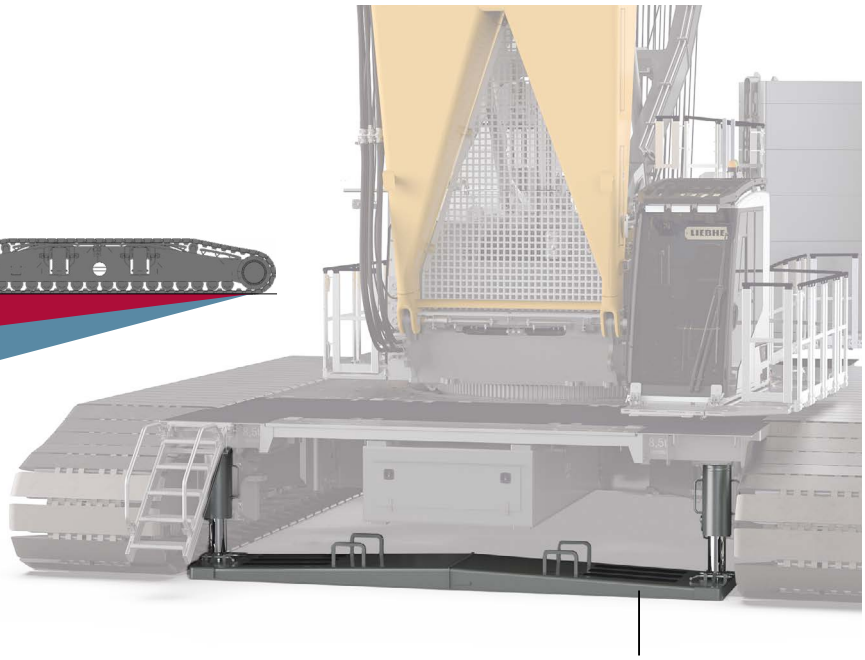

with ground pressure reduction plates
without ground pressure reduction plates

Ground pressure reduction plates

Performance "plugged in"
The crane's performance in "plugged-in" operation is in no way inferior to its diesel-driven performance. The machine can be used without limitations as the battery charges continuously when connected and so delivers sufficient energy at all times.



Lifting operation

Performance "unplugged"
The crane's performance[1] in "unplugged" operation allows for erecting the boom and jib, for travelling a distance of approx. 3609 ft[2] with full counterweight **or** for up to 13 hours[3] of lifting operation.

[1] Battery service life can be optimized by operating the crane in "plugged-in" operation as often as possible.
[2] Fully ballasted on even terrain at 10-25 °C ambient temperature
[3] With an observation period of 10000 shifts, in 50 % of all shifts the crane can operate in "unplugged" mode for up to 13 hours at an ambient temperature of 10-25 °C.

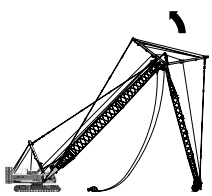

Erecting of main boom and luffing jib

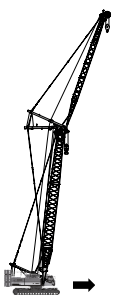

Travelling up to 3609 ft



Lifting operation up to 13 h



Heat package (option)

Expansion tank

Switch cabinet 400 V AC (Alternating Current)

Switch cabinet 700 V DC (Direct Current)

Thermal management system

Fold-out cantilever for electric cable

Control unit

Switch cabinet 24 V LVDU (Low Voltage Distribution Unit)



Battery system

Electric motor with inverter

Distribution gearbox with hydraulic pumps

Technical description

Drive system

Max. drive power	438 kW (45 °C temperature of cooling water)
Battery type	High Performance Battery System
Technology	Li-Ion NMC (nickel manganese cobalt)
Max. charging power	20 kW @ 32 A 40 kW @ 63 A
Option	80 kW @ 125 A
Mains voltage	400-480 VAC (3 phase + N + PE / 3 phase + PE)

Noise measurement data and vibration

Noise emission	according to 2000/14/EC directive	
Emission sound pressure level L_{PA}	71.0 dB(A)	(in the cabin)
Guaranteed sound power level L_{WA}	108 dB(A)	(of the machine)
Vibration transmitted to the machine operator	< 8.20 ft/s²	(to the hand-arm system)
	< 1.64 ft/s²	(to the whole body)

Hydraulic system

Hydraulic pumps	double axial displacement pump in closed loop hydraulic system allows all functions to be operated simultaneously automatic working pressure cut-off to minimize peak pressure
Hydraulic oil tank capacity	214 gal
Max. working pressure	5,076 PSI
Hydraulic oil	electronic monitoring of all filters use of synthetic environmentally friendly oil

Control

Control	includes all control and monitoring functions, designed to withstand extreme environmental conditions and heavy construction tasks
Display	high resolution monitor in the operator's cabin, clear display of complete machine operating data, warnings and failure indications in the required language
Operation	several movements can be performed simultaneously thanks to electro-hydraulic proportional control, all categories of loads can be positioned with utmost precision

Crawlers

Drive system	with variable displacement axial piston motors
Crawler side frames	manual chain tensioning
Brake	hydraulically released, spring-loaded multi-disc holding brake
Drive speed	0-0.783 mph
Flat track pads	Width 3.9 ft, 4.9 ft (option)

Swing gear

Drive system	with fixed axial piston hydraulic motors, planetary gearbox, pinion
Swing ring	Roller bearing with internal teeth
Brake	hydraulically released, spring-loaded multi-disc holding brake
Swing speed	0-1.7 rpm continuously variable
Speed control	Both swing modes are possible – speed control or free swing for speed control: A multi-disc holding brake locks automatically at zero swing motion

Hoisting gear

Winches 1/2 as crane winches	Internal low-maintenance planetary gearbox in oil bath, load support by the hydraulic system, spring-loaded, multi-disc holding brake, pressure controlled, variable flow hydraulic motors for the main winches, full utilisation of engine power as the winch speed is automatically adjusted to suit the respective line pull
Line pull in the 7th layer	33,721 lbf
Rope diameter	28 mm
Drum diameter	2.4 ft
Rope speed	0-372 ft/min
Rope capacity in 7 layers	1,870 ft
Option – winches 1/2 as free-fall winches	Free fall: clutch and braking functions are provided by the service brake (low wear and maintenance-free multi-disc brake in compact design)

Boom/jib luffing winches

Main boom	
Line pull	40,466 lbf
Rope diameter	24 mm
Boom luffing	15-86° in 127 s
Jib	
Line pull	max. 31,024 lbf
Rope diameter	20 mm
Jib luffing	15-78° in 69 s (2316.xx)

Operating weight

Composition of operating weight	Basic machine with crawler side frames (3.9 ft) Cabin Winches 1+2 (incl. ropes 2,182 ft + 1,772 ft) A-frame 1 66 ft main boom, consisting of boom foot (33 ft), boom head (23 ft) and boom section (10 ft) 273,400 lbs rear counterweight 126,100 lbs carbody counterweight 661,300 lbs pulley block
Total weight	approx. 645,950 lbs

Operation modes

	Lifting mode	Grab mode	Personnel lifting mode	Foundation work
Land	✓	✓	✓	✓
Floating structure (Barge operation)	✓	✓	✓ *	✓

* only valid for jack-up barges

Optional equipment

Basic machine
Additional hydraulics for free fall operation
Preparation for ground pressure reduction plates
Ground pressure reduction plates
Load hook/hook block with PL latch
Painting in customer design
Rotation-free hoist rope, 28 mm, 486 lbf/mm², 623 / 787 / 1,312 / 1,575 / 1,772 / 2,182 ft
Track pads 4.9 ft wide
Winches 1/2 as free-fall winches
Boom/jib
Luffing jib: Luffing winch
Boom/jib other
Additional fall protection harness for 1 person
Rope guide (2821.xx) ≥ 66 ft
Walkways for main boom sections 10 / 20 / 40 ft
Walkways for main boom sections 10 / 20 / 40 ft, incl. fall protection
Carbon pendants
Application packages
Assembly radio remote control
Cabin elevator 20 ft hydraulic
Leader application
Main winch constant tension for one winch
Operation mode: Foundation work
Operation mode: Personnel lifting mode
Radio remote control
Radio remote control (preparation)
Rope reeving function via radio remote control
Tagline winch 4,409 lbf free fall
Two-hook operation
Use of luffing jib winch as auxiliary winch
Vibration damper for vibrator 29,977 / 35,969 / 56,202 / 112,404 / 179,847 lbf
Winch synchronisation
Pile-tilting device (W900 / W4000)
Special features
Crane Planner 2.0
LiDAT
Self-assembly system
Jack-up system telescopic
Reeving winch
Self-assembly cylinder
Self-assembly system rear counterweight

Service package
Central lubrication swing ring bearings / outside
Cold package -25 °C
Gear oil level warning
Hydraulic oil bypass filter
Liebherr hydraulic oil plus arctic (longlife & bio)
Liebherr hydraulic oil plus arctic (longlife)
Safety features
Access control
Additional access ladder for boom assembly
Aircraft warning light
Assistance system: Boom Up-and-Down Assistant
Assistance system: Gradient Travel Aid
Assistance system: Ground pressure indication and visualisation
Assistance system: Horizontal Load Path
Assistance system: Vertical Line Finder
Cabin protection roof, FOPS 2, foldable
Lifting height indication for both hoist winches
Lightning rod / Lightning rod with flag holder
Earth spike
Mechanical angle display
Plug&Play diesel-hydraulic back-up unit 18.4 kW
Rear and side view cameras
Swing and boom radius limit device
Swing warning light
Vandalism cabin protection
Winch camera
Zoom camera at boom head
Operator's comfort
Additional access ladder
Additional ignition key
Additional floodlights on the main boom (2 x 300 W)
Adjustable, additional LED lights, boom foot
Cabin air conditioner
Cabin tilting device hydraulic
Footrest
Tool storage boxes (2x), mounted on the crawler side frames
Surcharge for brighter LED floodlights

Dimensions

Basic machine with undercarriage

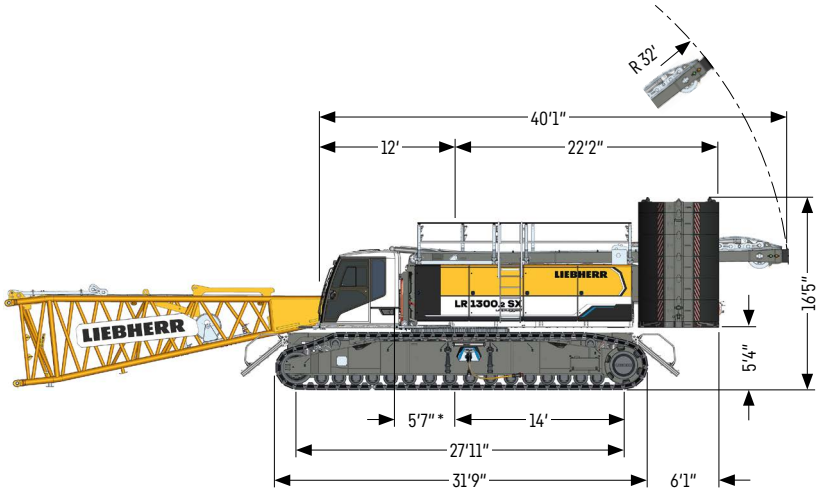

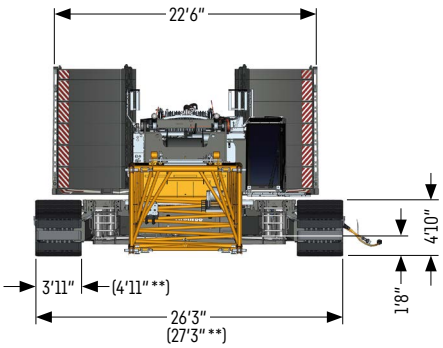

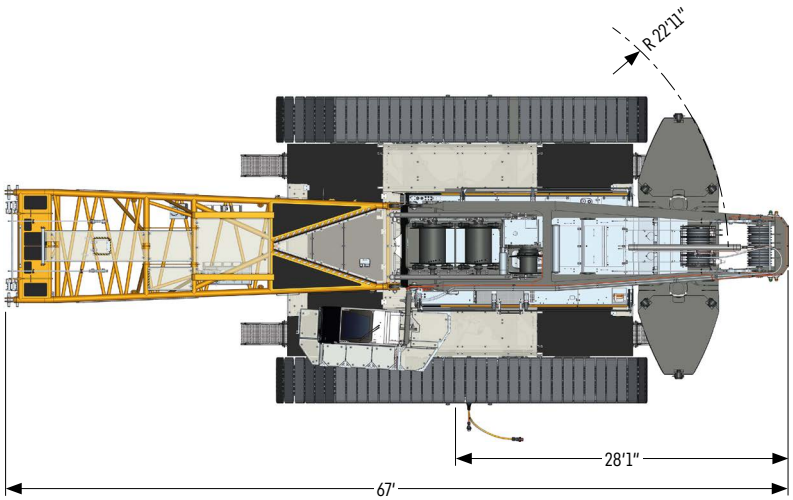

* Boom pivot point
** Option: track pads, width 4.9 ft

Transport dimensions and weights

Basic machine und main boom 2821.xx

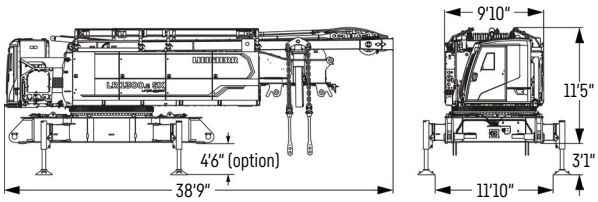

Basic machine

Weight without hoist rope	lbs	107,321
Weight of hoist ropes	lbs/ft	2.82

with A-frame 1, winches 1+2, without boom foot, without rear counterweight, without carbody counterweight and crawler side frames

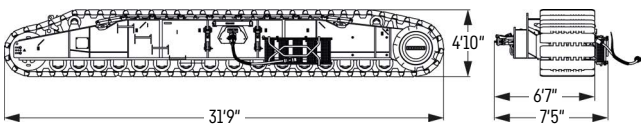

Crawler side frame

Weight flat track pads 3.9 ft	lbs	53,738
Weight flat track pads 4.9 ft (option)	lbs	61,945

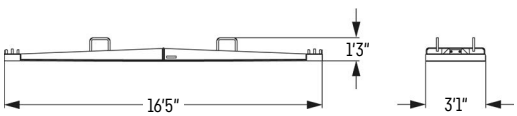

Ground pressure reduction plates

Weight	lbs	3,042

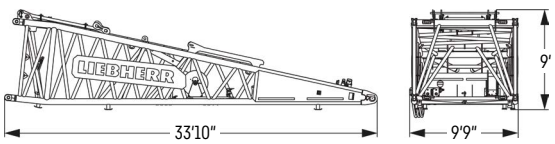

Boom foot 33 ft (No. 2821.30)

Weight including winch	lbs	15,274
Weight without winch	lbs	12,976

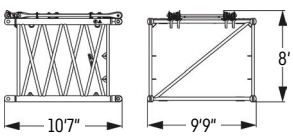

Boom section 10 ft (No. 2821.30)

Weight including boom pendants	lbs	3,111
Weight including boom and jib pendants	lbs	3,336

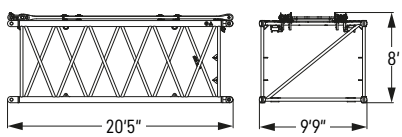

Boom section 20 ft (No. 2821.30)

Weight including boom pendants	lbs	4,769
Weight including boom and jib pendants	lbs	5,143

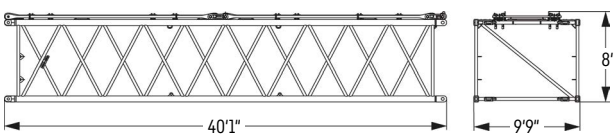

Boom section 40 ft (No. 2821.30)

Weight including boom pendants	lbs	8,236
Weight including boom and jib pendants	lbs	8,986

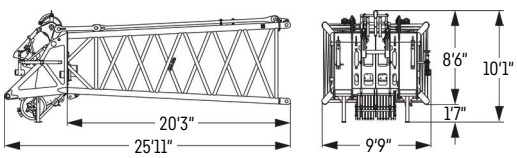

Boom head 23 ft (No. 2821.24)

Weight including boom pendants	lbs	10,551

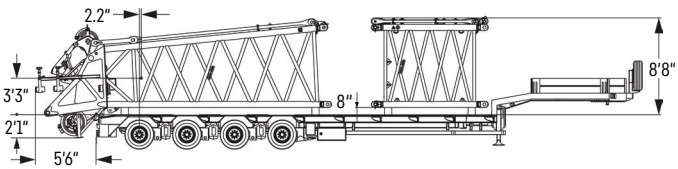

Transport option –
boom head 23 ft (No. 2821.24) + boom section 10 ft (No. 2821.30)

Boom head 23 ft		
Weight including boom pendants	lbs	10,551
Boom section 10 ft		
Weight including boom pendants	lbs	3,111
Weight including boom and jib pendants	lbs	3,336

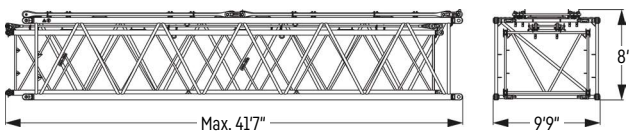

Transport option –
boom section (No. 2821.xx) + boom section (No. 2316.xx)

No. 2825.xx / 2316.xx	ft	10 / 10	20 / 20	40 / 40
Weight including pendants	lbs	4,683	7,262	12,954

Auxiliary jib

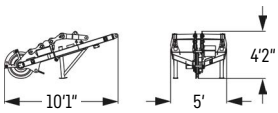

Auxiliary jib 79,370 lbs (available for No. 2821.xx)

Weight	lbs	1,660

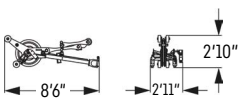

Auxiliary jib 33,070 lbs (single fall) (available for No. 1008.xx / 1713.xx / 1916)

Weight	lbs	809

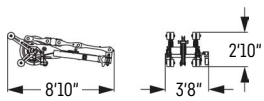

Auxiliary jib 66,140 lbs (two fall) (available for No. 2316.20 and No. 2316.45)

Weight	lbs	1,437

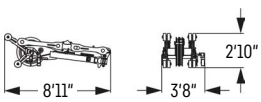

Auxiliary jib 99,210 lbs (available for No. 2316.45)

Weight	lbs	1,920

Mid fall

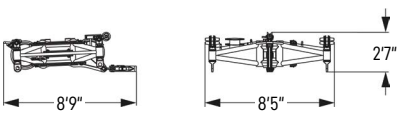

Mid fall (available for No. 1916.xx / No. 2316.xx)

Weight (No. 1916.xx)	lbs	1,499
Weight (No. 2316.xx)	lbs	1,537

Fixed jib 0906.21

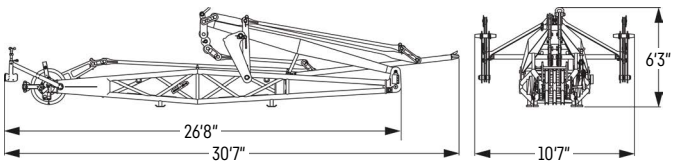

Fixed jib 23 ft (No. 0906.21)

Weight including pendants	lbs	5,445

Fixed jib 1507.20

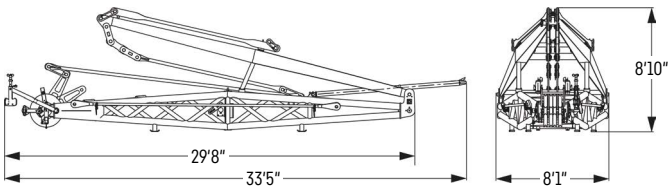

Fixed jib 26 ft (No. 1507.20)

Weight including pendants	lbs	7,456

Fixed jib 1008.xx



Jib head 18 ft (No. 1008.20)

Weight including pendants	lbs	1,929

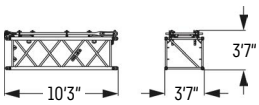

Jib section 10 ft (No. 1008.17)

Weight including pendants	lbs	586

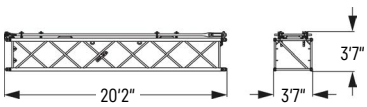

Jib section 20 ft (No. 1008.17)

Weight including pendants	lbs	977

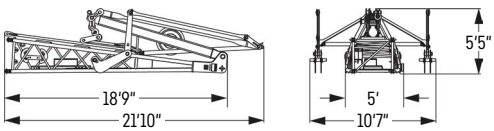

Jib foot 18 ft with A-frame (No. 1008.20)

Weight including pendants	lbs	4,753

Fixed jib 1713.xx

Jib head 23 ft (No. 1713.21)

Weight including pendants	lbs	3,031

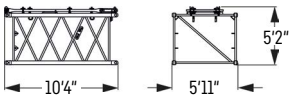

Jib section 10 ft (No. 1713.18)

Weight including pendants	lbs	926

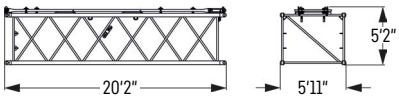

Jib section 20 ft (No. 1713.18)

Weight including pendants	lbs	1,389

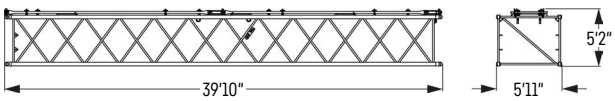

Jib section 40 ft (No. 1713.18)

Weight including pendants	lbs	2,513

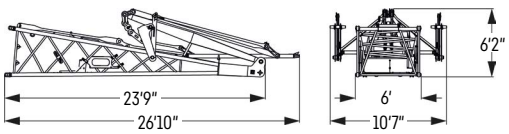

Jib foot 23 ft with A-frame (No. 1713.22)

Weight including pendants	lbs	5,904

Luffing jib 1916.xx

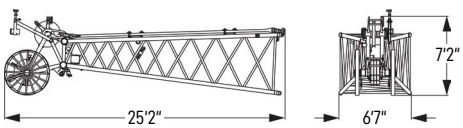

Jib head 23 ft (No. 1916.21)

Weight including pendants	lbs	3,417

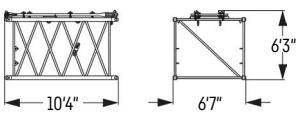

Jib section 10 ft (No. 1916.18)

Weight including pendants	lbs	988

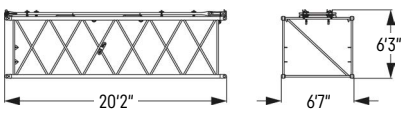

Jib section 20 ft (No. 1916.18)

Weight including pendants	lbs	1,499

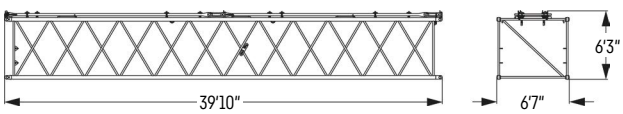

Jib section 40 ft (No. 1916.18)

Weight including pendants	lbs	2,712

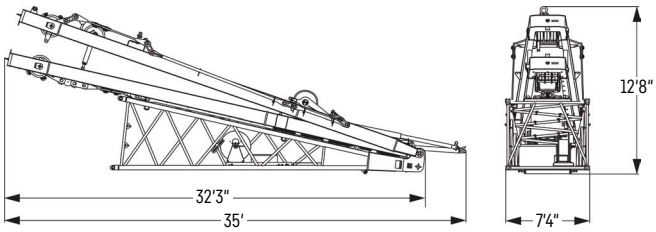

Jib foot 23 ft with A-frames 2 + 3 (No. 1916.22)

Weight including pendants	lbs	13,902

Luffing jib 2316.xx

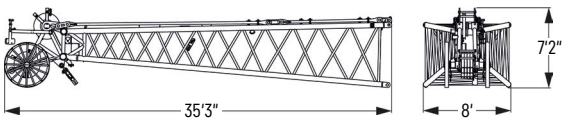

Jib head 33 ft (No. 2316.20)

Weight including pendants	lbs	5,410

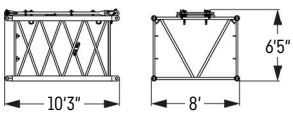

Jib section 10 ft (No. 2316.20)

Weight including pendants	lbs	1,347

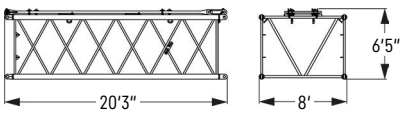

Jib section 20 ft (No. 2316.20)

Weight including pendants	lbs	2,119

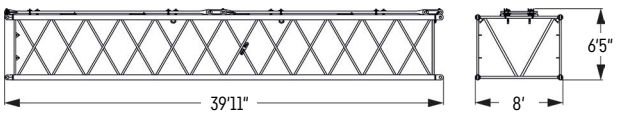

Jib section 40 ft (No. 2316.20)

Weight including pendants	lbs	3,968

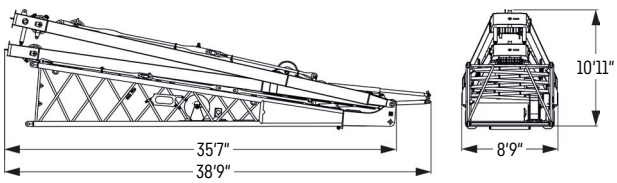

Jib foot 33 ft with A-frames 2 + 3 (No. 2316.22)

Weight including pendants	lbs	18,096

Counterweight

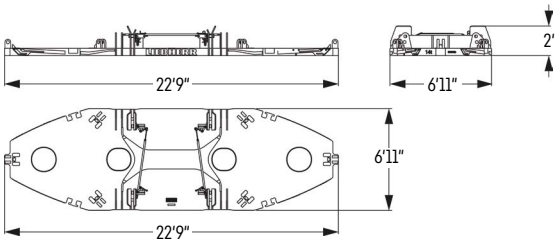

Basic counterweight slab without tie-down (1x)

Weight	lbs	31,600

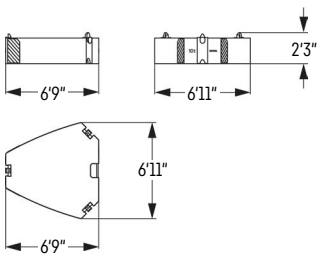

Counterweight slab (10x)

Weight	lbs	22,000

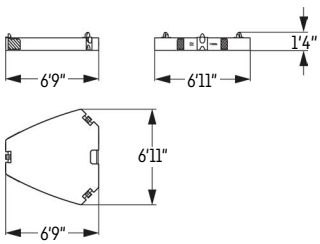

Counterweight slab (2x)

Weight	lbs	11,000

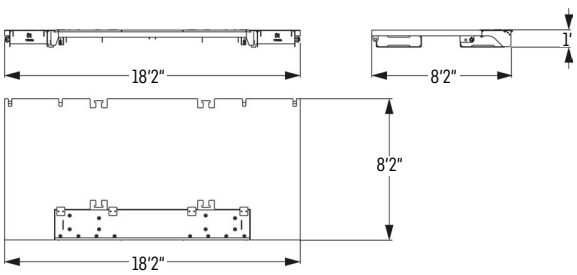

Carbody counterweight slab (2x)

Weight	lbs	18,950
Weight flat track pads 4.9 ft (option)	lbs	17,840

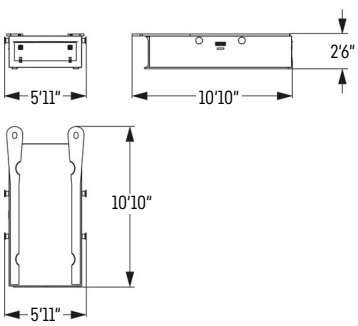

Carbody counterweight slab (2x)

Weight	lbs	44,300

Pulley block with additional weights / load hooks

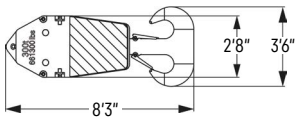

661,300 lbs pulley block – 11 pulleys

Width		4'
Weight	lbs	7,055 / 12,125

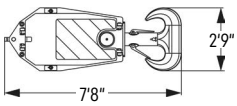

485,000 lbs pulley block – 7 pulleys

Width		4'10"
Weight	lbs	4,409 /8,598 / 12,787

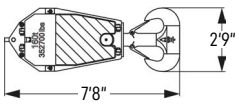

352,700 lbs pulley block – 5 pulleys

Width		3'
Weight	lbs	3,527 / 6,173 / 8,818

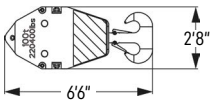

220,400 lbs pulley block – 3 pulleys

Width		2'1"
Weight	lbs	2,425 / 4,519 / 6,614

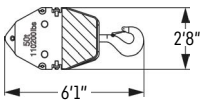

110,200 lbs pulley block – 1 pulley

Width		1'9"
Weight	lbs	1,764 / 3,527 / 5,291

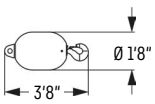

35,200 lbs load hook

Weight	lbs	1,984

Self-assembly system

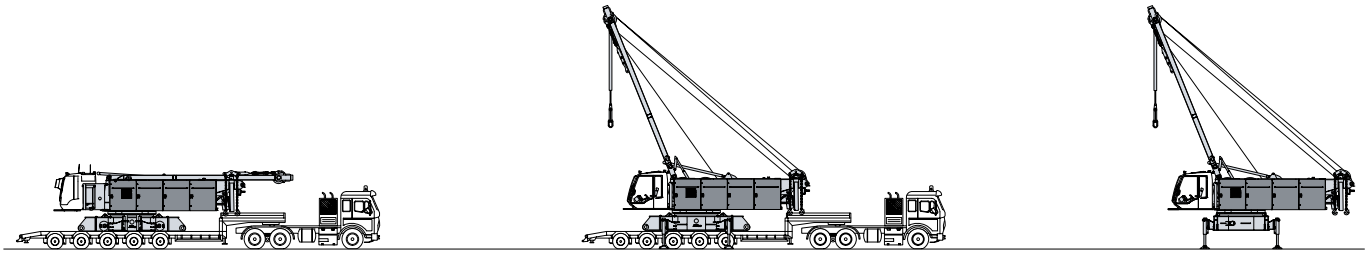

Unloading of basic machine

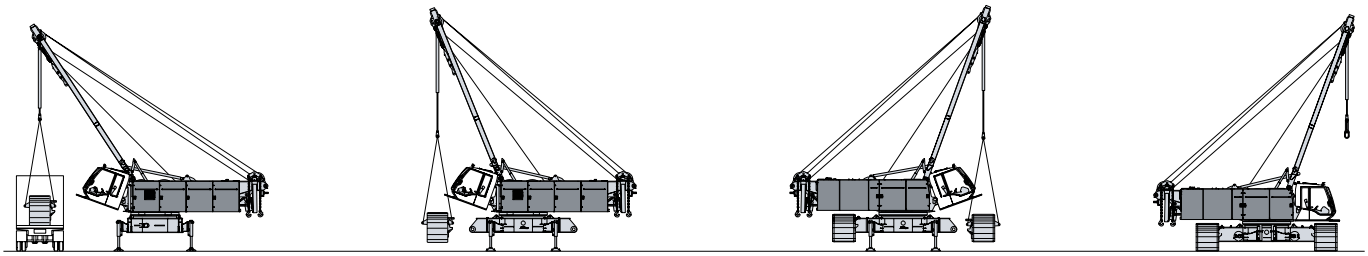

Unloading and assembly of crawler side frames

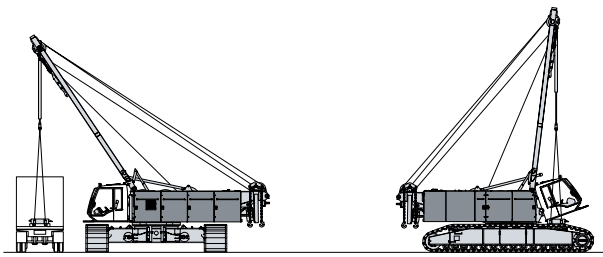

Unloading and assembly of carbody counterweight

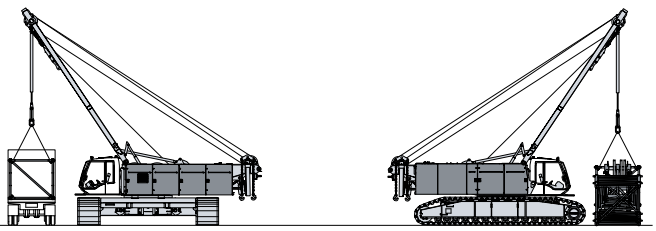

Unloading and assembly of boom

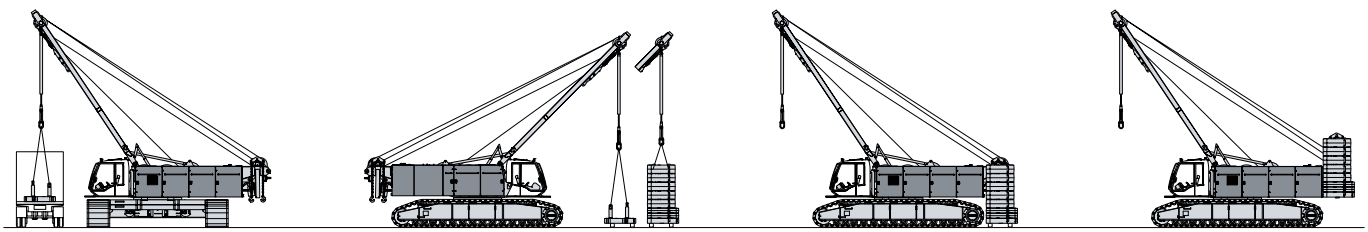

Unloading and assembly of rear counterweight

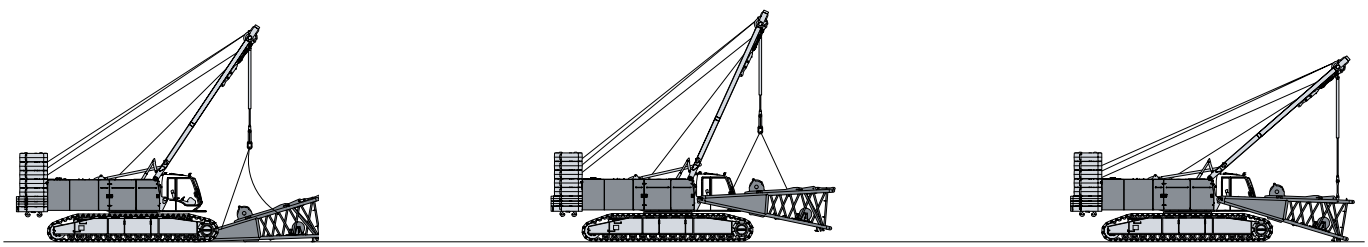

Unloading and assembly of boom foot

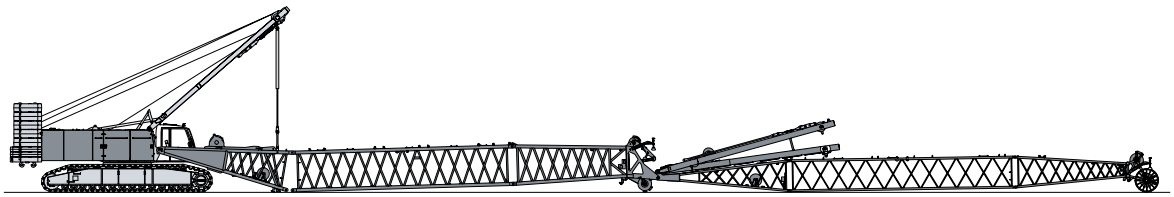

Assembly of boom

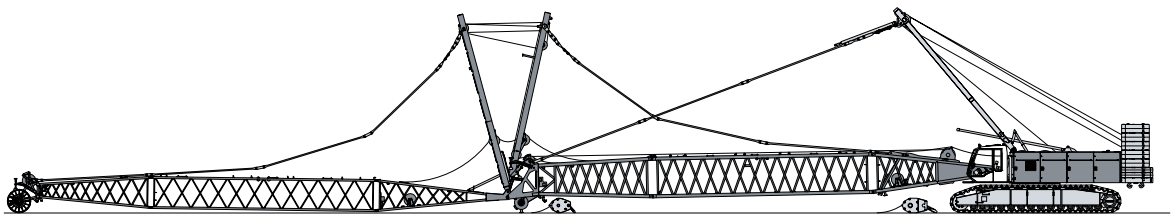

Reeving of hoist and luffing jib ropes



Erecting of main boom and luffing jib

Boom combinations

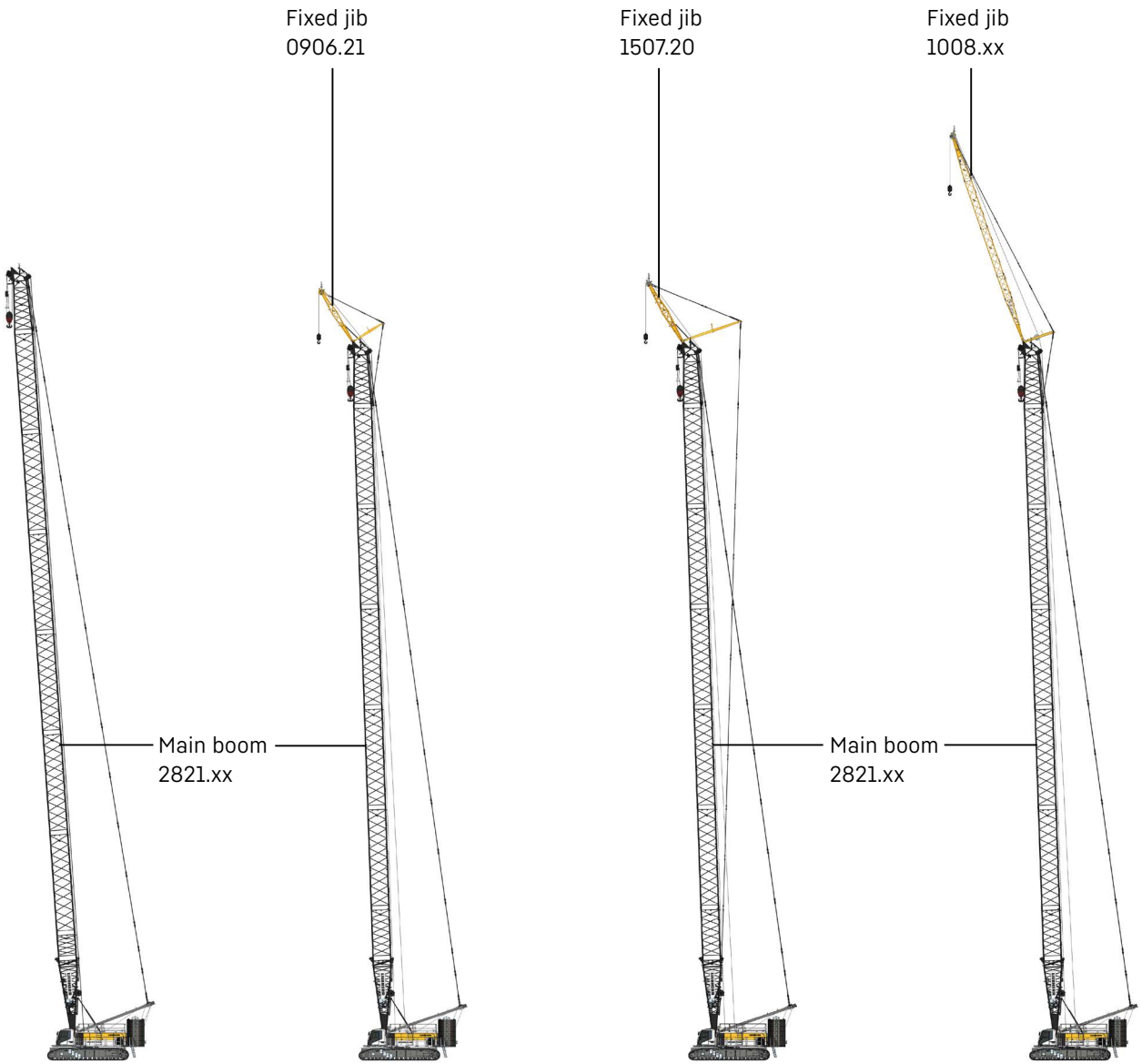

Main boom		
Mode 1		
Max. length		
2821.xx	ft	302

Further information on page 22.

Main boom + fixed jib		
Mode 3		
Max. combination		
2821.xx	ft	272
0906.21	ft	23
Total length	ft	295

Further information on page 38.

Main boom + fixed jib		
Mode 3		
Max. combination		
2821.xx	ft	272
1507.20	ft	26
Total length	ft	298

Further information on page 36.

Main boom + fixed jib		
Mode 3		
Max. combination		
2821.xx	ft	262
1008.xx	ft	85
Total length	ft	347

Further information on page 44.

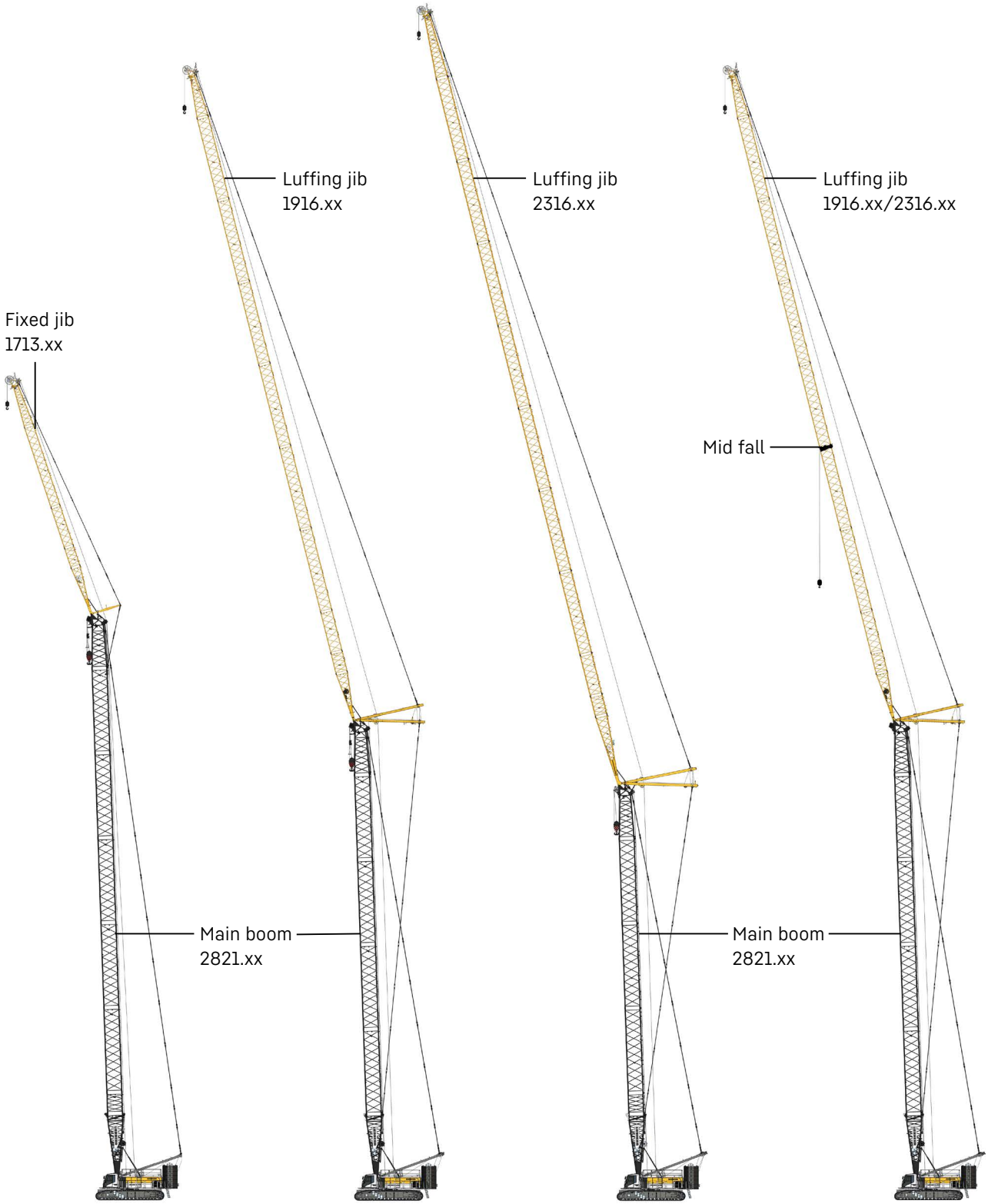

Main boom + fixed jib		
Mode 3		
Max. combination		
2821.xx	ft	243
1713.xx	ft	115
Total length	ft	358

Further information on page 40.

Main boom + luffing jib			
Mode 4			
Max. combination			
2821.xx	ft	213	233
1916.xx	ft	312	144
Total length	ft	525	377

Further information on page 30.

Main boom + luffing jib			
Mode 4			
Max. combination			
2821.xx	ft	184	223
2316.xx	ft	371	125
Total length	ft	555	348

Further information on page 24.

Main boom+ luffing jib + mid fall
Mode 5
Combinations
2821.xx + mid fall
2316.xx + mid fall
See Crane Planner 2.0

Main boom 2821.xx (66-302 ft)

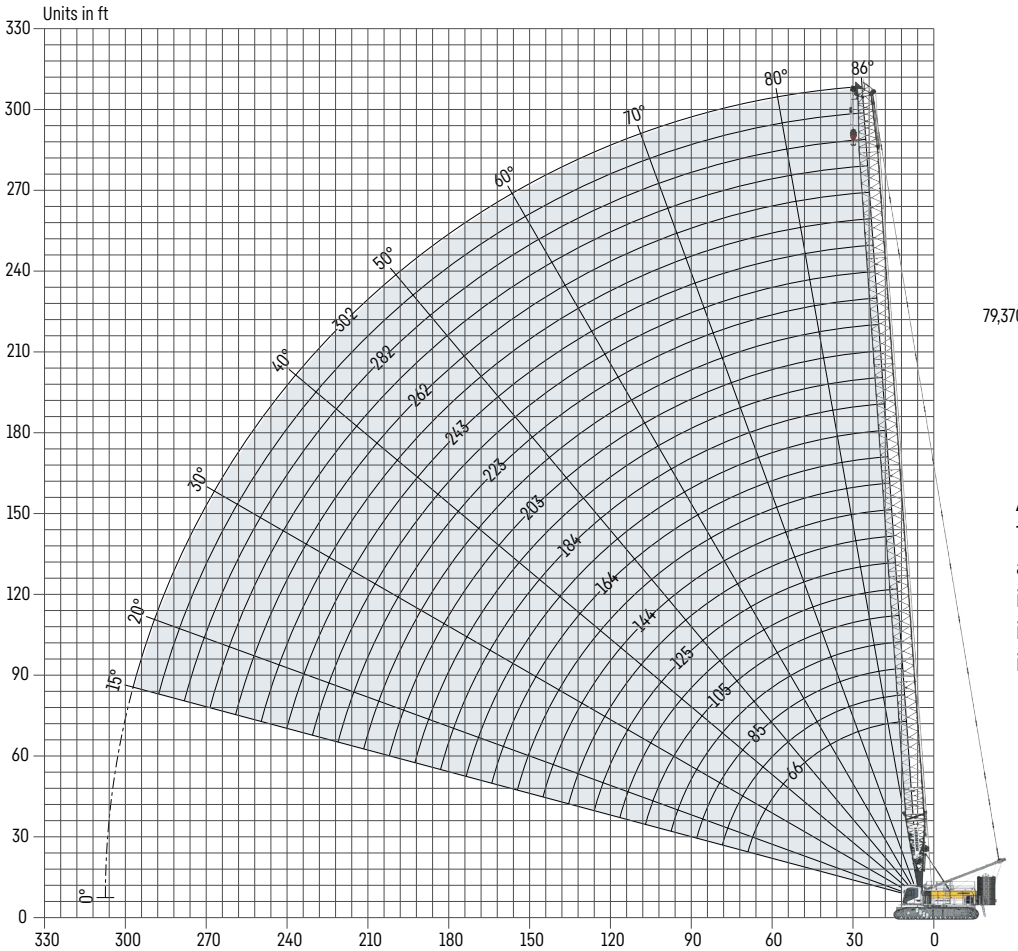

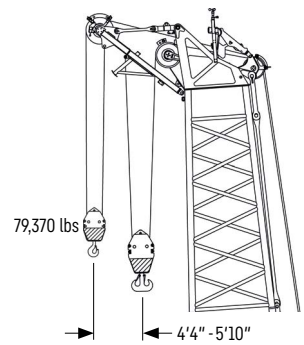

Auxiliary jib 79,370 lbs (option)
The maximum capacity of the auxiliary jib for the main boom is 79,370 lbs. The corresponding load chart is programmed in the LML system.

Main boom configuration 2821.xx

Boom section	**Amount of boom sections**												
Boom foot 33 ft	1	1	1	1	1	1	**1**	1	1	1	**1**	1	1
Boom section 10 ft	1		1		1		**1**		1		**1**		1
Boom section 20 ft		1	1			1	**1**			1	**1**		
Boom section 40 ft				1	1	1	**1**	2	2	2	**2**	3	3
Boom head 23 ft	1	1	1	1	1	1	**1**	1	1	1	**1**	1	1
Boom length [ft]	**66**	**76**	**85**	**95**	**105**	**115**	**125**	**134**	**144**	**154**	**164**	**174**	**184**
Auxiliary jib	✓	✓	✓	✓	✓	✓	✓	✓	✓	✓	✓	✓	✓
Boom foot 33 ft	1	**1**	1	1	1	**1**	1	1	1	**1**	1	1	
Boom section 10 ft		**1**		1		**1**		1		**1**		1	
Boom section 20 ft	1	**1**			1	**1**			1	**1**			
Boom section 40 ft	3	**3**	4	4	4	**4**	5	5	5	**5**	6	6	
Boom head 23 ft	1	**1**	1	1	1	**1**	1	1	1	**1**	1	1	
Boom length [ft]	**194**	**203**	**213**	**223**	**233**	**243**	**253**	**262**	**272**	**282**	**292**	**302**	
Auxiliary jib	✓	✓	✓	✓	✓	✓	✓	✓	✓				

Actual lengths of boom sections are metric (e.g. 3 m, 6 m). The figures shown above are approximate conversions to feet.

Load capacities with main boom

Load capacity in 1000 lbs

Radius [ft]	Boom length [ft] 66	85	105	125	144	164	184	203	223	243	272	302
14.1	662.4											
20	588.0	586.3	574.6	570.6	526.0							
25	480.7	479.5	468.7	464.5	454.2	447.4	430.7	369.5				
30	407.1	401.2	398.3	389.6	384.4	379.7	370.3	345.0	326.4	291.8	242.4	
35	350.8	348.5	341.6	338.1	332.7	326.1	322.4	314.8	300.7	278.4	240.7	198.8
40	308.3	303.1	301.9	295.0	291.9	289.2	281.4	274.6	271.7	267.1	235.6	195.6
45	270.0	270.0	265.8	264.1	257.5	255.2	251.9	244.0	239.5	235.5	227.4	192.2
50	232.8	232.8	232.6	231.9	231.3	227.1	224.6	220.3	215.0	209.5	203.2	183.8
55	204.1	204.1	203.9	203.1	202.5	201.5	200.7	197.8	195.0	189.7	183.3	168.5
60	181.3	181.3	181.2	180.3	179.6	178.6	177.7	176.6	175.7	172.8	167.8	155.6
70	146.9	147.4	147.3	146.4	145.6	144.5	143.6	142.4	141.4	140.3	138.6	135.7
80		123.2	123.2	122.3	121.6	120.4	119.4	118.2	117.2	116.0	114.2	112.4
90			105.2	104.4	103.6	102.4	101.4	100.2	99.1	97.8	96.1	94.2
100			91.2	90.4	89.7	88.5	87.5	86.2	85.1	83.8	82.0	80.1
105			85.2	84.6	83.8	82.7	81.7	80.4	79.2	77.9	76.1	74.2
110				79.3	78.6	77.4	76.4	75.1	74.0	72.6	70.8	68.9
120				70.1	69.5	68.3	67.3	66.0	64.9	63.5	61.7	59.7
125				66.0	65.5	64.4	63.4	62.1	60.9	59.6	57.7	55.7
130					61.9	60.8	59.8	58.4	57.3	55.9	54.1	52.1
140					55.4	54.3	53.4	52.0	50.9	49.5	47.6	45.6
145					52.4	51.5	50.5	49.2	48.0	46.7	44.8	42.8
150						48.8	47.8	46.6	45.4	44.0	42.1	40.1
160						44.0	43.1	41.8	40.6	39.3	37.4	35.3
165						41.7	40.9	39.6	38.5	37.1	35.2	33.4
170							38.9	37.6	36.5	35.1	33.4	31.4
180							35.1	33.9	33.0	31.6	29.7	27.7
185							33.4	32.4	31.3	29.9	28.0	26.0
190								30.8	29.7	28.3	26.4	24.4
200								27.7	26.7	25.4	23.5	21.4
210									24.0	22.7	20.8	18.8
220									21.5	20.3	18.4	16.4
230										18.1	16.2	14.2
240										16.0	14.2	12.2
250											12.4	10.4
260											10.7	8.7
270											9.0	7.1
280												5.6
290												4.2
295												3.6

Carbody counterweight: 126,100 lbs with 3.9 ft flat track pads
Rear counterweight:
251,400 lbs
273,400 lbs

TLT 14168081/0. Above load charts are for reference only. For actual lift duty please refer to load chart in operator's cabin or manual. Otherwise we recommend you to plan your lifting job using Crane Planner 2.0.

Crane Planner 2.0

Luffing jib 2316.xx (66-371 ft)

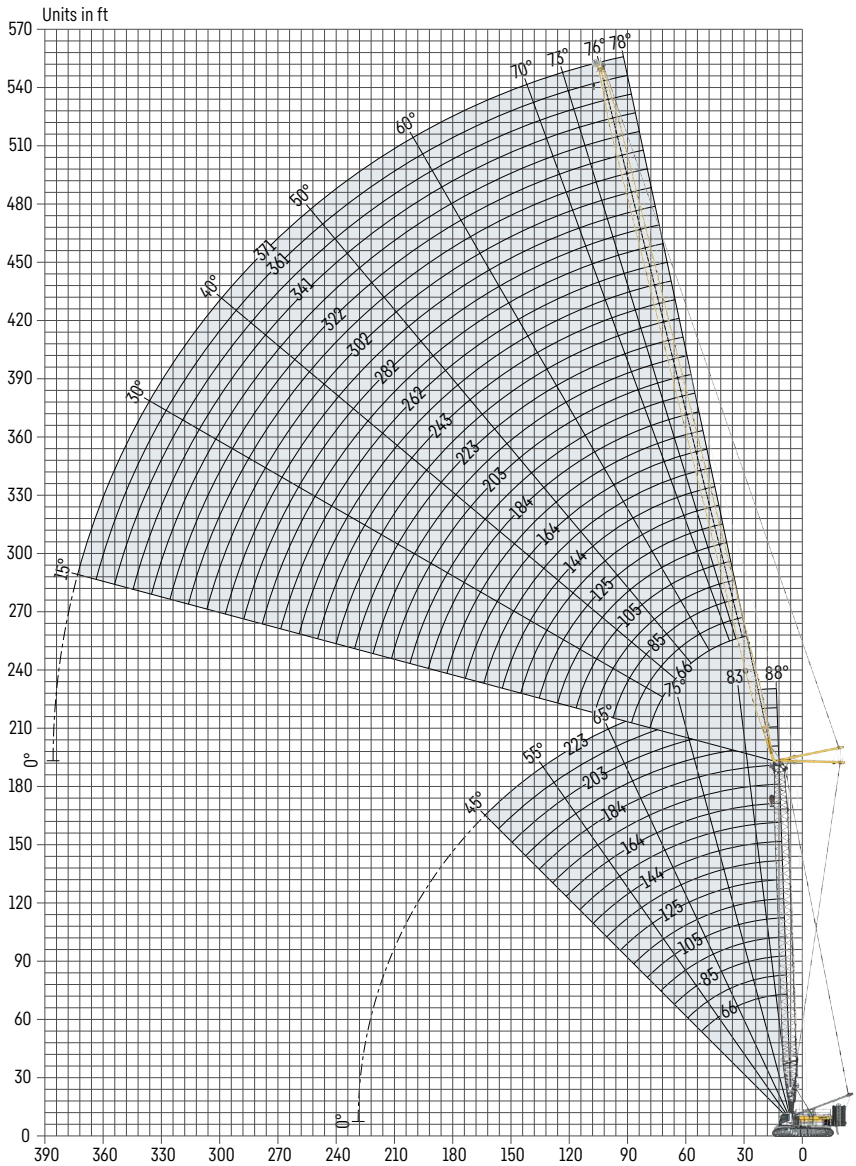

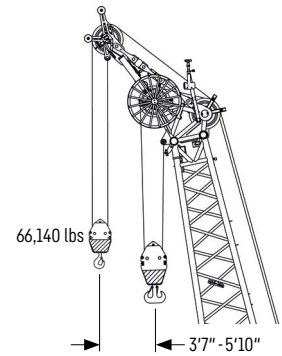

Auxiliary jib 66,140 lbs (option)
The maximum capacity of the auxiliary jib for the luffing jib is 66,140 lbs.



Auxiliary jib 99,210 lbs (option)
The maximum capacity of the auxiliary jib for the luffing jib is 99,210 lbs.

Jib configuration 2316.xx

Jib section	Amount of jib sections															
Jib foot 33 ft	1	1	1	1	1	1	1	**1**	1	1	1	**1**	1	1	1	**1**
Jib section 10 ft		1		1		1		**1**		1		**1**		1		**1**
Jib section 20 ft			1	1			1	**1**			1	**1**			1	**1**
Jib section 40 ft					1	1	1	**1**	2	2	2	**2**	3	3	3	**3**
Jib head 33 ft	1	1	1	1	1	1	1	**1**	1	1	1	**1**	1	1	1	**1**
Jib length [ft]	**66**	**76**	**85**	**95**	**105**	**115**	**125**	**134**	**144**	**154**	**164**	**174**	**184**	**194**	**203**	**213**
Auxiliary jib	✓	✓	✓	✓	✓	✓	✓	✓	✓	✓	✓	✓	✓	✓	✓	✓
Jib foot 33 ft	1	1	1	**1**	1	1	1	**1**	1	1	1	**1**	1	1	1	**1**
Jib section 10 ft		1		**1**		1		**1**		1		**1**		1		**1**
Jib section 20 ft			1	**1**			1	**1**			1	**1**			1	**1**
Jib section 40 ft	4	4	4	**4**	5	5	5	**5**	6	6	6	**6**	7	7	7	**7**
Jib head 33 ft	1	1	1	**1**	1	1	1	**1**	1	1	1	**1**	1	1	1	**1**
Jib length [ft]	**223**	**233**	**243**	**253**	**262**	**272**	**282**	**292**	**302**	**312**	**322**	**331**	**341**	**351**	**361**	**371**
Auxiliary jib	✓	✓	✓	✓	✓	✓	✓	✓	✓	✓	✓	✓	✓	✓	✓	

Actual lengths of jib sections are metric (e.g. 3 m, 6 m). The figures shown above are approximate conversions to feet.

Maximum load capacity in 1000 lbs

Jib length [ft]	Main boom [ft] 66	76	85	95	105	115	125	135	144	154	164	174	184	194	203	213	223
65.6	258.0	258.0	258.0	258.0	258.0	258.0	258.0	258.0	258.0	258.0	258.0	258.0	255.6	240.6	228.4		
75.5	258.0	258.0	258.0	258.0	258.0	258.0	258.0	258.0	258.0	258.0	258.0	248.3	237.1	224.3	211.1	198.6	
85.3	258.0	258.0	258.0	258.0	258.0	258.0	258.0	258.0	258.0	256.8	246.5	233.0	222.0	208.3	197.2	185.3	
95.1	258.0	258.0	258.0	258.0	258.0	258.0	257.2	252.3	244.7	235.6	224.2	214.6	203.5	194.0	182.6	171.2	
105.0	258.0	258.0	258.0	258.0	258.0	253.4	243.4	232.9	224.4	214.3	206.1	196.3	188.9	177.8	169.2	157.0	
114.8	244.0	251.0	253.2	249.4	242.8	234.5	224.2	216.4	207.2	199.7	191.0	182.6	173.2	164.0	154.1	146.2	
124.7	226.9	231.4	236.0	229.5	224.1	215.6	208.6	200.1	193.1	185.3	178.9	168.7	160.4	151.2	143.6	135.5	128.9
134.5	207.1	210.7	209.9	207.5	201.7	197.3	190.5	185.5	178.8	171.7	163.7	156.1	147.6	140.5	132.8	126.5	
144.4	190.6	189.7	189.0	185.9	183.4	179.1	175.7	170.9	167.0	158.1	151.4	143.6	137.2	129.9	124.0	117.5	
154.2	176.9	176.4	173.7	171.9	168.0	165.7	161.4	157.7	152.3	146.0	138.9	133.1	126.5	121.0	114.8	110.1	
164.1	166.3	163.8	161.8	158.6	156.0	152.6	150.0	144.9	140.8	134.2	128.8	122.7	117.8	112.0	107.4	102.7	
173.9	154.6	152.8	149.7	147.7	144.1	141.7	137.8	133.9	128.8	124.0	118.4	114.0	108.8	104.5	99.6	95.9	
183.7	144.3	141.8	139.8	136.8	134.6	131.0	128.1	123.1	119.0	114.0	109.9	105.2	101.4	96.9	93.2	89.7	
193.6	132.6	131.0	127.9	126.4	123.4	121.0	117.1	113.7	109.2	105.6	101.3	97.9	93.8	90.4	86.5	83.6	
203.4	123.1	120.5	118.4	116.1	114.3	110.9	108.2	104.3	101.2	97.5	95.4	91.5	88.5	84.5	81.4	77.8	
213.3	110.3	109.0	106.2	105.4	102.9	101.5	98.7	96.4	93.1	90.7	87.5	84.6	81.4	78.8	75.6		
223.1	99.9	97.8	96.5	95.1	93.9	92.3	91.0	88.5	86.5	84.1	82.1	78.7	76.0	73.1	70.8		
233.0	93.0	92.3	90.7	89.6	87.7	86.2	83.8	82.1	79.6	77.9	75.3	72.9	70.3	68.2	65.6		
242.8	87.8	86.8	86.0	84.2	82.6	80.0	77.9	75.7	74.0	71.7	69.8	67.5	65.7	63.4	61.5		
252.6	80.6	80.2	78.7	77.6	75.6	74.1	71.8	70.4	68.4	66.8	64.7	63.0	61.0	59.3	57.2		
262.5	74.8	73.6	72.7	71.1	69.9	68.2	66.9	65.1	63.8	62.0	60.5	58.6	57.1	55.2	53.7		
272.3	67.2	66.8	65.6	65.0	63.4	62.8	61.4	60.6	59.1	58.0	56.3	55.0	53.2	51.5			
282.2	61.9	61.2	60.6	59.2	58.1	57.6	57.2	56.1	55.2	53.9	52.9	51.3	50.0	48.0			
292.0	55.1	54.7	53.6	52.4	50.4	51.3	51.1	50.7	49.6	49.0	47.9	47.1	45.9	44.9			
301.9	51.1	50.2	49.4	46.8	44.7	46.0	47.2	46.5	46.0	45.1	44.5	43.6	42.9	41.7			
311.7	46.6	46.2	45.2	43.9	42.3	43.1	43.2	42.8	41.8	41.5	40.6	40.2	39.2	38.6			
321.5	42.9	42.2	41.7	41.0	40.4	40.2	40.1	39.1	38.4	37.8	37.5	36.8	36.2	35.4			
331.4	39.0	38.9	38.1	37.9	37.2	36.8	36.0	35.9	35.3	34.9	34.0	33.7	32.9	32.5			
341.2	35.9	35.6	35.3	34.9	34.5	33.5	32.7	32.8	32.8	31.9	31.1	30.6	30.2	29.6			
351.1	32.4	32.3	31.7	31.7	31.1	30.7	29.9	30.0	29.7	29.3	28.5	28.2	27.6				
360.9	29.6	29.2	28.8	28.5	28.3	27.9	27.6	27.3	27.1	26.7	26.3	25.8	25.4				
370.8		27.0	26.8	26.5	26.2	25.9	25.6	25.2	24.9	24.5	24.2	23.7	23.4				

Example:
To achieve a maximum load capacity of 80,000 lbs, a combination of 115 ft main boom with 242.8 ft jib length can be selected.

Maximum pulley height in ft

Jib length [ft]	Main boom [ft] 66	76	85	95	105	115	125	135	144	154	164	174	184	194	203	213	223
65.6	139.0	148.8	158.6	168.5	178.3	188.2	198.0	207.8	217.7	227.5	237.3	247.2	257.0	266.8	276.7		
75.5	148.6	158.4	168.3	178.1	187.9	197.8	207.6	217.5	227.3	237.1	247.0	256.8	266.6	276.5	286.3	296.1	
85.3	158.2	168.1	177.9	187.7	197.6	207.4	217.2	227.1	236.9	246.8	256.6	266.4	276.3	286.1	295.9	305.8	
95.1	167.9	177.7	187.5	197.4	207.2	217.0	226.9	236.7	246.5	256.4	266.2	276.1	285.9	295.7	305.6	315.4	
105.0	177.5	187.3	197.2	207.0	216.8	226.7	236.5	246.3	256.2	266.0	275.8	285.7	295.5	305.4	315.2	325.0	
114.8	187.1	196.9	206.8	216.6	226.5	236.3	246.1	256.0	265.8	275.6	285.5	295.3	305.1	315.0	324.8	334.7	
124.7	196.7	206.6	216.4	226.2	236.1	245.9	255.8	265.6	275.4	285.3	295.1	304.9	314.8	324.6	334.4	344.3	354.1
134.5	206.4	216.2	226.0	235.9	245.7	255.5	265.4	275.2	285.1	294.9	304.7	314.6	324.4	334.2	344.1	353.9	
144.4	216.0	225.8	235.7	245.5	255.3	265.2	275.0	284.8	294.7	304.5	314.4	324.2	334.0	343.9	353.7	363.5	
154.2	225.6	235.5	245.3	255.1	265.0	274.8	284.6	294.5	304.3	314.1	324.0	333.8	343.7	353.5	363.3	373.2	
164.1	235.2	245.1	254.9	264.8	274.6	284.4	294.3	304.1	313.9	323.8	333.6	343.4	353.3	363.1	373.0	382.8	
173.9	244.9	254.7	264.5	274.4	284.2	294.1	303.9	313.7	323.6	333.4	343.2	353.1	362.9	372.7	382.6	392.4	
183.7	254.5	264.3	274.2	284.0	293.8	303.7	313.5	323.4	333.2	343.0	352.9	362.7	372.5	382.4	392.2	402.0	
193.6	264.1	274.0	283.8	293.6	303.5	313.3	323.1	333.0	342.8	352.7	362.5	372.3	382.2	392.0	401.8	411.7	
203.4	273.8	283.6	293.4	303.3	313.1	322.9	332.8	342.6	352.4	362.3	372.1	382.0	391.8	401.6	411.5	421.3	
213.3	283.4	293.2	303.1	312.9	322.7	332.6	342.4	352.2	362.1	371.9	381.7	391.6	401.4	411.3	421.1		
223.1	293.0	302.8	312.7	322.5	332.4	342.2	352.0	361.9	371.7	381.5	391.4	401.2	411.0	420.9	430.7		
233.0	302.6	312.5	322.3	332.1	342.0	351.8	361.7	371.5	381.3	391.2	401.0	410.8	420.7	430.5	440.3		
242.8	312.3	322.1	331.9	341.8	351.6	361.4	371.3	381.1	391.0	400.8	410.6	420.5	430.3	440.1	450.0		
252.6	321.9	331.7	341.6	351.4	361.2	371.1	380.9	390.7	400.6	410.4	420.3	430.1	439.9	449.8	459.6		
262.5	331.5	341.4	351.2	361.0	370.9	380.7	390.5	400.4	410.2	420.0	429.9	439.7	449.6	459.4	469.2		
272.3	341.1	351.0	360.8	370.7	380.5	390.3	400.2	410.0	419.8	429.7	439.5	449.3	459.2	469.0			
282.2	350.8	360.6	370.4	380.3	390.1	400.0	409.8	419.6	429.5	439.3	449.1	459.0	468.8	478.6			
292.0	360.4	370.2	380.1	389.9	399.7	409.6	419.4	429.3	439.1	448.9	458.8	468.6	478.4	488.3			
301.9	370.0	379.9	389.7	399.5	409.4	419.2	429.0	438.9	448.7	458.6	468.4	478.2	488.1	497.9			
311.7	379.7	389.5	399.3	409.2	419.0	428.8	438.7	448.5	458.3	468.2	478.0	487.9	497.7	507.5			
321.5	389.3	399.1	409.0	418.8	428.6	438.5	448.3	458.1	468.0	477.8	487.6	497.5	507.3	517.2			
331.4	398.9	408.7	418.6	428.4	438.3	448.1	457.9	467.8	477.6	487.4	497.3	507.1	516.9	526.8			
341.2	408.5	418.4	428.2	438.0	447.9	457.7	467.6	477.4	487.2	497.1	506.9	516.7	526.6	536.4			
351.1	418.2	428.0	437.8	447.7	457.5	467.3	477.2	487.0	496.9	506.7	516.5	526.4	536.2				
360.9	427.8	437.6	447.5	457.3	467.1	477.0	486.8	496.6	506.5	516.3	526.2	536.0	545.8				
370.8		447.3	457.1	466.9	476.8	486.6	496.4	506.3	516.1	525.9	535.8	545.6	555.5				

Load capacities with luffing jib

Load capacity in 1000 lbs with 66 ft main boom [88/83/75/65°]

Radius [ft]	Jib length 66 ft				Jib length 125 ft				Jib length 184 ft			
	88°	83°	75°	65°	88°	83°	75°	65°	88°	83°	75°	65°
26.3	258.0											
30	258.0											
40	233.9	258.0			226.9							
50	176.5	219.2			169.0							
55	157.7	188.8			148.2	176.6			144.3			
60	139.4	165.8	187.7		131.6	163.7			130.1			
65	126.0	147.0	169.6		118.7	143.1			116.7			
70	108.3	131.6	154.6		107.4	128.0			104.1			
75		115.8	141.9		99.2	114.5			96.2	113.7		
80		98.6	131.0	127.0	92.5	104.3			88.5	104.9		
85			120.9	117.9	85.8	96.7	119.8		81.2	95.9		
90				110.0	80.2	88.5	109.4		74.8	88.0		
100				96.6	70.3	76.7	92.4		66.4	74.0		
110					62.6	67.6	79.2	80.3	59.0	66.0	77.8	
130					48.7	54.7	63.4	62.0	48.0	51.0	60.4	
135						51.4	59.9	57.5	45.6	48.6	56.4	
145							52.7	51.2	41.2	44.1	50.2	49.1
155								45.6	37.4	40.1	45.5	44.0
185									29.9	33.1	35.0	33.4
195										30.0	33.4	30.7
205											30.8	28.3
215												25.8

Radius [ft]	Jib length 243 ft				Jib length 302 ft				Jib length 361 ft			
	88°	83°	75°	65°	88°	83°	75°	65°	88°	83°	75°	65°
65	87.8											
70	87.3											
80	83.0				51.1							
90	71.8	78.8			49.6				29.6			
100	64.0	75.1			47.9				28.6			
110	55.6	65.0			46.0	45.6			27.1			
125	46.0	52.2			42.9	43.9			25.3	24.6		
135	41.4	46.4	53.8		38.0	42.5			24.4	24.1		
160	33.4	35.0	41.2		30.7	33.4	36.0		21.7	22.0		
180	28.6	31.0	33.4	32.6	25.0	28.2	32.3		19.9	20.5	20.6	
215	21.8	23.3	26.0	22.8	18.2	19.9	22.6	19.5	14.4	15.7	18.5	
240	17.3	19.4	21.5	17.8	14.7	16.1	17.9	14.8	11.1	12.4	14.2	
245	16.4	18.5	20.7	17.2	14.1	15.4	17.0	14.0		11.9	13.5	
250		17.7	19.8	16.6	13.5	14.8	16.2	13.3			12.9	9.8
255			19.0	15.9	13.0	14.2	15.4	12.6			12.3	9.5
260			18.1	15.3	12.5	13.6	14.7	11.8				8.8
270				14.0	11.4	12.6	13.3	10.5				7.3
300					7.7	9.6	10.6	7.8				4.0
305						9.0	10.2	7.4				3.5
315							9.3	6.7				2.7
325								6.0				2.0
330								5.6				

Carbody counterweight: 126,100 lbs with 3.9 ft flat track pads
Rear counterweight:
251,400 lbs
273,400 lbs

TLT 14168081/0. Above load charts are for reference only. For actual lift duty please refer to load chart in operator's cabin or manual. Otherwise we recommend you to plan your lifting job using Crane Planner 2.0.

Load capacities with luffing jib

Load capacity in 1000 lbs with 115 ft main boom [88/83/75/65°]

Radius [ft]	Jib length 66 ft				Jib length 125 ft				Jib length 184 ft			
	88°	83°	75°	65°	88°	83°	75°	65°	88°	83°	75°	65°
28	258.0											
40	258.0											
50	231.6	229.0			211.0							
55	210.9	208.6			196.4				131.0			
65	163.7	171.9			169.1	168.9			127.2			
70	142.1	156.6	148.9		155.3	154.7			124.8			
75	116.7	143.8	136.7		144.6	142.0			122.3			
80		132.8	126.3		133.2	131.1			120.5	123.9		
85		120.3	117.3		124.2	121.6			115.2	119.4		
95			102.4		108.5	106.2	100.2		102.2	104.0		
100			96.2	90.3	100.5	99.8	94.1		97.7	97.6		
120				72.3	75.2	80.0	75.4		78.6	77.9	72.9	
130					61.9	72.5	68.4		71.1	70.6	66.0	
135						69.2	65.3	60.4	67.8	67.3	62.9	
140						64.3	62.4	57.8	64.8	64.3	60.1	
155							55.0	50.9	55.0	56.6	52.8	
165								47.1	49.8	52.3	48.8	44.6
175								43.6	43.8	48.5	45.2	41.2
190									34.7	42.5	40.6	37.0
200										36.4	37.9	34.5
215											34.3	31.3
235												27.5

Radius [ft]	Jib length 243 ft				Jib length 302 ft				Jib length 371 ft			
	88°	83°	75°	65°	88°	83°	75°	65°	88°	83°	75°	65°
65	80.0											
70	80.0											
80	77.7				46.0							
95	74.3				44.5				25.9			
100	73.3	76.5			44.0				25.6			
115	69.1	73.4			42.0	43.2			23.9			
135	64.3	65.0			39.8	41.2			22.0	21.7		
145	58.5	59.3	54.9		38.7	40.0			21.3	21.3		
170	47.6	48.1	44.4		36.2	37.5	37.8		19.3	19.5		
200	36.5	38.6	35.5	31.8	32.9	34.3	33.1		17.6	17.8	18.0	
235	26.1	30.7	28.1	25.0	25.9	28.5	25.8	22.4	16.0	16.1	16.6	
245	22.3	27.4	26.4	23.4	23.7	26.6	24.0	20.9	15.6	15.7	16.1	
250		25.6	25.6	22.7	22.8	25.7	23.2	20.1	15.4	15.5	15.9	
255		23.7	24.8	22.0	22.0	24.9	22.5	19.4		15.4	15.7	
260			24.0	21.3	21.3	24.0	21.8	18.8		14.9	15.5	
275				19.4	18.3	21.8	19.7	16.9			15.0	13.7
290				17.6	14.7	18.2	17.9	15.2				12.1
300					12.2	15.8	16.8	14.2				11.1
305					11.0	14.5	16.2	13.7				
315						12.0	15.2	12.8				
330							13.7	11.5				
350								9.9				

Carbody counterweight: 126,100 lbs with 3.9 ft flat track pads
Rear counterweight:
251,400 lbs
273,400 lbs

TLT 14168081/0. Above load charts are for reference only. For actual lift duty please refer to load chart in operator's cabin or manual. Otherwise we recommend you to plan your lifting job using Crane Planner 2.0.

Load capacities with luffing jib

Load capacity in 1000 lbs with 164 ft main boom [88/83/75/65°]

Radius [ft]	Jib length 66 ft				Jib length 125 ft				Jib length 184 ft			
	88°	83°	75°	65°	88°	83°	75°	65°	88°	83°	75°	65°
29.7	258.0											
40	258.0											
50	216.7	215.0			173.7							
55	198.2	197.7			168.0				109.9			
60	183.0	182.6			162.7				109.4			
70	154.5	153.9			146.3	145.6			105.4			
75	129.1	141.3			139.6	137.2			103.3			
85		121.1	111.3		124.0	119.2			99.8	106.8		
90		112.9	103.8		116.4	111.1			96.5	106.4		
110			81.4		90.7	87.0	78.9		86.0	84.8		
115			77.0		84.8	82.5	74.7		81.8	80.2		
120				65.4	79.4	78.3	70.9		78.0	76.1		
135				56.6	59.0	67.8	61.4		69.0	65.7	58.7	
140				54.0		64.9	58.7		66.1	62.8	56.1	
145						62.1	56.2		62.8	60.1	53.6	
155							51.7	45.1	56.7	55.2	49.2	
170							46.0	40.1	49.0	49.1	43.7	
185								35.9	40.0	44.0	39.1	33.1
200								32.4		39.7	35.2	29.8
205										37.8	34.0	28.8
230											28.9	24.4
255												20.8

Radius [ft]	Jib length 243 ft				Jib length 302 ft				Jib length 371 ft			
	88°	83°	75°	65°	88°	83°	75°	65°	88°	83°	75°	65°
70	69.8											
80	68.3				44.5							
95	65.6				43.0				24.2			
105	64.3	69.6			41.6				23.8			
120	60.1	67.9			39.7	40.7			22.4			
140	55.4	60.4			37.5	39.0			20.7	20.6		
160	49.7	50.7	44.5		35.7	37.0			19.3	19.6		
185	42.6	41.7	36.4		33.2	34.8	33.7		17.8	18.1		
210	34.7	35.0	30.4		31.1	32.4	27.8		16.5	16.9	17.0	
220	31.9	32.8	28.4	23.0	29.4	30.5	25.8		16.1	16.4	16.9	
250	21.3	27.0	23.3	18.7	23.2	24.9	20.8		14.9	15.2	15.7	
255		25.5	22.6	18.1	22.4	24.1	20.1	15.3	14.8	15.0	15.2	
260		24.1	21.9	17.5	21.6	23.3	19.4	14.8		14.8	14.6	
265			21.2	16.9	20.8	22.6	18.8	14.2		14.7	14.1	
285			18.7	14.8	16.4	19.9	16.4	12.1			12.4	
290				14.3	15.3	19.3	15.8	11.6			12.1	
295				13.8	14.1	18.4	15.3	11.2				6.8
305				12.9	11.8	16.3	14.3	10.3				6.0
310				12.4		15.1	13.8	9.9				5.6
320						12.8	12.9	9.1				4.8
340							11.2	7.7				
370								5.8				

Carbody counterweight: 126,100 lbs with 3.9 ft flat track pads
Rear counterweight:
251,400 lbs
273,400 lbs

TLT 14168081/0. Above load charts are for reference only. For actual lift duty please refer to load chart in operator's cabin or manual. Otherwise we recommend you to plan your lifting job using Crane Planner 2.0.

Load capacities with luffing jib

Load capacity in 1000 lbs with 213 ft main boom [88/83/75/65°]

Radius [ft]	Jib length 75 ft				Jib length 95 ft				Jib length 115 ft			
	88°	83°	75°	65°	88°	83°	75°	65°	88°	83°	75°	65°
33.5	198.6											
40	191.3				169.9							
50	175.3				158.0				141.5			
55	168.7				152.0				136.5			
60	159.4	160.7			145.7				132.8			
65	152.3	151.2			140.7	143.0			127.0			
70	144.2	141.1			133.9	137.0			122.4			
75	136.0	132.9			128.2	129.0			118.5	125.2		
85	114.8	117.8			117.3	115.0			108.6	111.2		
100		96.7	84.6		98.4	96.0			96.0	95.3		
105		91.0	79.7		88.4	90.5			91.8	89.9		
110			75.4			85.6	74.3		88.1	85.0		
115			71.4			81.1	70.4		83.3	80.5	69.5	
125			64.5			73.2	63.6		69.5	72.8	62.7	
135			58.6				57.8			66.2	57.1	
145				44.3			53.0			60.6	52.2	
155				40.7			48.6	39.6			48.1	
170				36.1				35.2			42.7	34.2
175								33.8			41.1	33.0
190								30.3				29.6
200												27.6
210												25.7

Radius [ft]	Jib length 144 ft				Jib length 174 ft				Jib length 203 ft			
	88°	83°	75°	65°	88°	83°	75°	65°	88°	83°	75°	65°
50	117.5											
55	115.3				95.9							
60	112.5				95.0							
65	108.8				93.2				77.6			
70	106.2				91.3				76.2			
80	98.8	108.8			86.9				73.4			
90	93.2	100.6			81.9	93.0			70.5			
100	86.3	91.1			77.8	87.0			67.1	77.4		
130	69.2	68.4	58.4		65.2	67.0			57.9	63.5		
140	63.6	62.4	53.3		60.9	61.1	51.6		55.0	59.2		
155	50.6	55.0	46.9		55.2	53.7	45.2		51.2	52.6	43.9	
170		48.9	41.6		48.2	47.8	40.1		46.7	46.7	38.8	
180			38.7		41.9	44.3	37.1		44.1	43.3	35.9	
185			37.3	29.3		42.8	35.8		43.0	41.8	34.5	
200			33.6	26.3		38.5	32.2		36.8	37.6	31.0	
205			32.5	25.4			31.2	23.6	34.5	36.3	30.0	
220				23.0			28.2	21.3		32.9	27.0	19.9
230				21.5			26.4	19.8		30.9	25.3	18.5
240				20.1				18.6			23.7	17.2
260								16.2			20.9	15.0
265								15.7				14.5
295												11.7

Carbody counterweight: 126,100 lbs with 3.9 ft flat track pads
Rear counterweight:
251,400 lbs
273,400 lbs

TLT 14168081/0. Above load charts are for reference only. For actual lift duty please refer to load chart in operator's cabin or manual. Otherwise we recommend you to plan your lifting job using Crane Planner 2.0.

Luffing jib 1916.xx (66-312 ft)

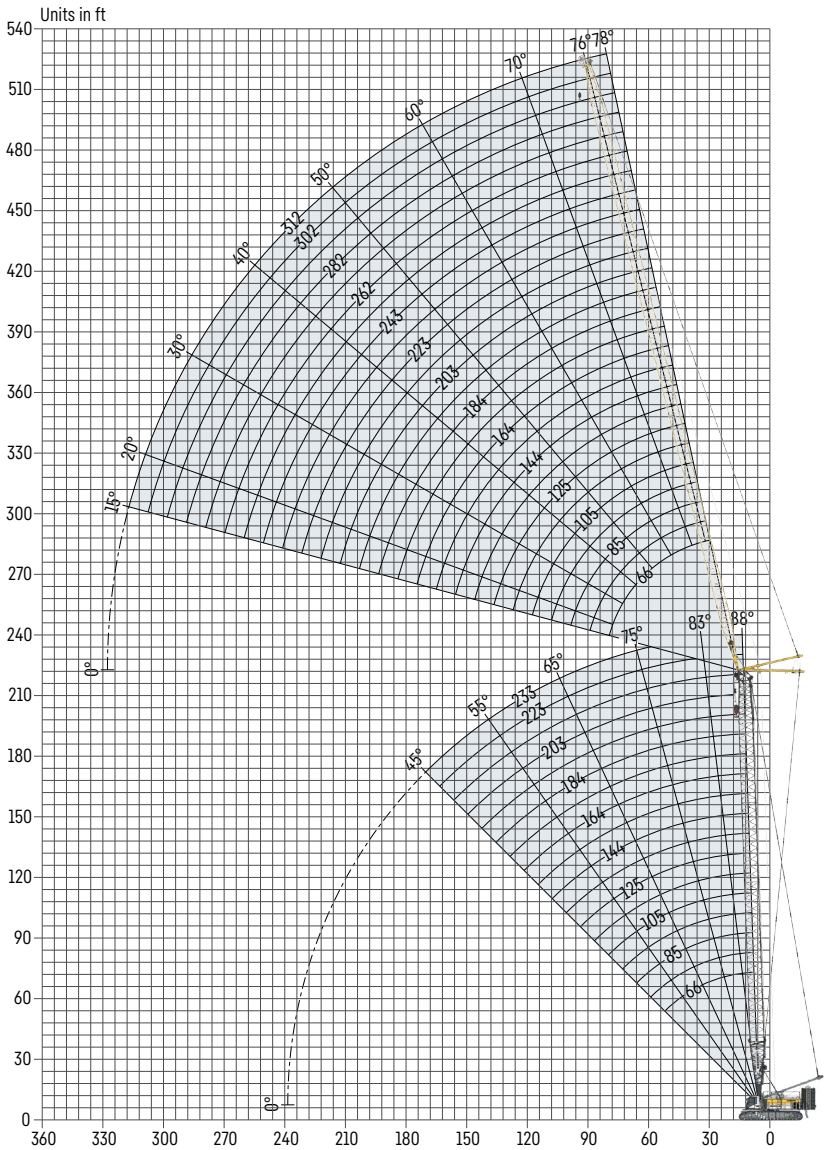

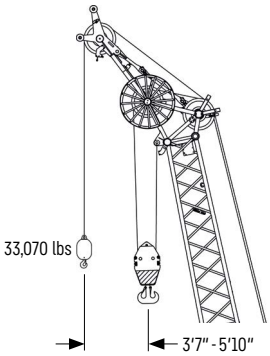

Auxiliary jib 33,070 lbs (option)
The maximum capacity of the auxiliary jib for the luffing jib is 33,070 lbs.

Jib configuration 1916.xx

Jib section	Amount of jib sections												
Jib foot 23 ft	1	1	1	1	1	**1**	1	1	1	**1**	1	1	1
Jib section 10 ft		1		1		**1**		1		**1**		1	
Jib section 20 ft	1	1			1	**1**			1	**1**			1
Jib section 40 ft			1	1	1	**1**	2	2	2	**2**	3	3	3
Jib head 23 ft	1	1	1	1	1	**1**	1	1	1	**1**	1	1	1
Jib length [ft]	**66**	**76**	**85**	**95**	**105**	**115**	**125**	**134**	**144**	**154**	**164**	**174**	**184**
Auxiliary jib	✓	✓	✓	✓	✓	✓	✓	✓	✓	✓	✓	✓	✓
Jib foot 23 ft	**1**	1	1	1	**1**	1	1	1	**1**	1	1	1	**1**
Jib section 10 ft	**1**		1		**1**		1		**1**		1		**1**
Jib section 20 ft	**1**			1	**1**			1	**1**			1	**1**
Jib section 40 ft	**3**	4	4	4	**4**	5	5	5	**5**	6	6	6	**6**
Jib head 23 ft	**1**	1	1	1	**1**	1	1	1	**1**	1	1	1	**1**
Jib length [ft]	**194**	**203**	**213**	**223**	**233**	**243**	**253**	**262**	**272**	**282**	**292**	**302**	**312**
Auxiliary jib	✓	✓	✓	✓	✓	✓	✓	✓	✓	✓	✓	✓	

Actual lengths of jib sections are metric (e.g. 3 m, 6 m). The figures shown above are approximate conversions to feet.

Maximum load capacity in 1000 lbs

Jib length [ft]	Main boom [ft]														
	95	105	115	125	135	144	154	164	174	184	194	203	213	223	233
66	195.4	195.4	195.4	195.4	195.4	195.4	195.4	195.4	194.0	187.9	183.0	175.3	169.0	161.6	155.7
75	188.8	187.7	186.6	185.4	184.2	182.4	180.7	178.1	175.6	170.9	166.2	160.6	155.2	149.6	144.0
85	175.8	174.5	173.5	172.0	170.9	168.3	166.1	163.0	160.4	156.1	152.5	147.7	144.1	138.8	134.5
95	161.0	158.8	157.5	156.0	154.4	152.2	149.9	147.0	144.2	141.1	138.0	131.6	131.0	127.3	123.7
105	148.9	146.4	145.2	143.2	141.6	139.0	137.0	134.2	131.9	129.0	126.6	123.1	120.5	117.2	114.4
115	132.3	131.1	129.8	127.5	126.1	124.3	122.5	120.4	118.4	116.2	114.1	111.5	108.9	106.6	104.4
125	119.6	118.3	117.3	115.4	114.5	112.6	111.0	109.2	107.7	105.8	104.3	101.6	99.4	97.6	96.1
135	107.5	106.5	105.5	104.6	103.8	102.4	101.0	99.4	97.8	96.3	94.8	91.6	89.8	88.4	87.0
144	98.3	97.3	96.5	95.7	95.0	93.8	92.8	91.0	89.6	88.2	87.0	84.3	82.6	81.6	80.8
154	88.9	88.0	87.2	86.4	85.5	84.5	83.5	82.4	81.3	80.0	78.8	77.4	76.0	74.8	73.7
164	81.9	81.1	80.4	79.5	78.8	77.8	76.9	75.9	75.0	73.6	72.6	71.4	70.5	69.0	67.9
174	74.3	73.6	73.0	72.2	71.5	70.7	69.9	69.1	68.3	67.1	66.0	63.7	62.8	61.8	60.8
184	68.1	67.4	66.9	66.2	65.6	64.8	64.2	63.4	62.7	61.6	60.6	58.6	57.9	57.0	56.2
194	61.0	60.5	60.0	59.4	58.8	58.3	57.8	56.3	54.8	54.4	54.1	53.4	52.6	51.8	
203	55.9	55.3	54.9	54.3	53.8	53.3	53.0	51.4	50.2	49.9	49.7	48.9	48.4	47.5	
213	51.1	50.7	50.3	49.8	49.3	48.9	48.5	47.2	46.0	45.4	44.7	44.2	43.6	43.0	
223	47.2	46.8	46.5	46.0	45.7	45.2	44.8	43.5	42.5	41.5	40.6	40.2	39.8	39.3	
233	42.5	42.2	41.9	41.5	41.1	40.8	40.6	39.7	38.9	37.7	36.6	36.2	35.9	35.5	
243	38.7	38.4	38.2	37.8	37.5	37.3	37.1	36.5	36.0	34.5	33.3	33.0	32.7	32.3	
253	34.9	34.7	34.5	34.2	34.0	33.7	33.5	33.0	32.6	31.4	30.1	30.3	30.5	29.9	
262	31.9	31.7	31.5	31.3	31.1	30.8	30.5	30.2	29.9	28.6	27.5	28.2	28.7	27.9	
272	28.8	28.6	28.4	28.2	28.0	27.8	27.5	27.2	27.0	26.3	25.7	25.8	25.9		
282	26.4	26.1	25.9	25.7	25.5	25.2	25.0	24.8	24.6	24.4	24.2	23.8	23.6		
292	23.3	23.1	23.0	22.8	22.7	22.5	22.3	22.1	21.9	21.7	21.4	21.2	21.0		
302	20.8	20.7	20.6	20.5	20.4	20.2	20.0	19.8	19.7	19.4	19.2	19.0	18.8		
312	18.9	18.1	17.4	17.8	18.0	18.1	18.1	17.7	17.4	17.5	17.5	16.8	16.2		

Example: To achieve a maximum load capacity of 91,000 lbs, a combination of 164 ft main boom with 144 ft jib length can be selected.

Maximum pulley height in ft

Jib length [ft]	Main boom [ft]														
	95	105	115	125	135	144	154	164	174	184	194	203	213	223	233
66	168.5	178.3	188.2	198.0	207.8	217.7	227.5	237.3	247.2	257.0	266.8	276.7	286.5	296.4	306.2
75	178.1	187.9	197.8	207.6	217.5	227.3	237.1	247.0	256.8	266.6	276.5	286.3	296.1	306.0	315.8
85	187.7	197.6	207.4	217.2	227.1	236.9	246.8	256.6	266.4	276.3	286.1	295.9	305.8	315.6	325.4
95	197.4	207.2	217.0	226.9	236.7	246.5	256.4	266.2	276.1	285.9	295.7	305.6	315.4	325.2	335.1
105	207.0	216.8	226.7	236.5	246.3	256.2	266.0	275.8	285.7	295.5	305.4	315.2	325.0	334.9	344.7
115	216.6	226.5	236.3	246.1	256.0	265.8	275.6	285.5	295.3	305.1	315.0	324.8	334.7	344.5	354.3
125	226.2	236.1	245.9	255.8	265.6	275.4	285.3	295.1	304.9	314.8	324.6	334.4	344.3	354.1	364.0
135	235.9	245.7	255.5	265.4	275.2	285.1	294.9	304.7	314.6	324.4	334.2	344.1	353.9	363.7	373.6
144	245.5	255.3	265.2	275.0	284.8	294.7	304.5	314.4	324.2	334.0	343.9	353.7	363.5	373.4	383.2
154	255.1	265.0	274.8	284.6	294.5	304.3	314.1	324.0	333.8	343.7	353.5	363.3	373.2	383.0	392.8
164	264.8	274.6	284.4	294.3	304.1	313.9	323.8	333.6	343.4	353.3	363.1	373.0	382.8	392.6	402.5
174	274.4	284.2	294.1	303.9	313.7	323.6	333.4	343.2	353.1	362.9	372.7	382.6	392.4	402.3	412.1
184	284.0	293.8	303.7	313.5	323.4	333.2	343.0	352.9	362.7	372.5	382.4	392.2	402.0	411.9	421.7
194	293.6	303.5	313.3	323.1	333.0	342.8	352.7	362.5	372.3	382.2	392.0	401.8	411.7	421.5	
203	303.3	313.1	322.9	332.8	342.6	352.4	362.3	372.1	382.0	391.8	401.6	411.5	421.3	431.1	
213	312.9	322.7	332.6	342.4	352.2	362.1	371.9	381.7	391.6	401.4	411.3	421.1	430.9	440.8	
223	322.5	332.4	342.2	352.0	361.9	371.7	381.5	391.4	401.2	411.0	420.9	430.7	440.6	450.4	
233	332.1	342.0	351.8	361.7	371.5	381.3	391.2	401.0	410.8	420.7	430.5	440.3	450.2	460.0	
243	341.8	351.6	361.4	371.3	381.1	391.0	400.8	410.6	420.5	430.3	440.1	450.0	459.8	469.6	
253	351.4	361.2	371.1	380.9	390.7	400.6	410.4	420.3	430.1	439.9	449.8	459.6	469.4	479.3	
262	361.0	370.9	380.7	390.5	400.4	410.2	420.0	429.9	439.7	449.6	459.4	469.2	479.1	488.9	
272	370.7	380.5	390.3	400.2	410.0	419.8	429.7	439.5	449.3	459.2	469.0	478.9	488.7		
282	380.3	390.1	400.0	409.8	419.6	429.5	439.3	449.1	459.0	468.8	478.6	488.5	498.3		
292	389.9	399.7	409.6	419.4	429.3	439.1	448.9	458.8	468.6	478.4	488.3	498.1	507.9		
302	399.5	409.4	419.2	429.0	438.9	448.7	458.6	468.4	478.2	488.1	497.9	507.7	517.6		
312	409.2	419.0	428.8	438.7	448.5	458.3	468.2	478.0	487.9	497.7	507.5	517.4	527.2		

Load capacities with luffing jib

Load capacity in 1000 lbs with 95 ft main boom [88/83/75/65°]

Radius [ft]	Jib length 66 ft				Jib length 115 ft				Jib length 164 ft			
	88°	83°	75°	65°	88°	83°	75°	65°	88°	83°	75°	65°
27.3	195.4											
40	182.5				131.3							
50	160.2	180.2			117.4				81.9			
60	130.9	157.8			105.6	116.9			77.4			
65	115.3	144.6	167.3		100.5	111.2			75.1			
70	99.2	127.9	152.6		95.6	104.9			73.3			
75	79.7	115.4	140.2		89.5	100.0			71.6	74.4		
80		97.4	129.6		84.3	94.4			69.7	72.6		
85			120.5		80.1	88.7	103.6		68.1	71.1		
90			112.4	107.6	75.4	84.0	98.9		66.9	69.3		
95			97.9	100.8	70.7	79.9	94.0		64.9	67.8		
105				89.5	62.6	70.6	83.7		60.5	64.4	67.6	
110				84.6	58.2	66.7	79.7		58.9	62.2	67.0	
120					47.6	58.1	70.4	75.1	55.4	59.1	64.3	
125						53.0	66.6	71.6	52.2	57.7	62.1	
130						47.9	62.8	68.3	49.3	54.7	60.0	
145							49.3	60.0	41.8	46.8	54.1	58.7
160								53.2	34.0	40.0	46.5	52.1
170									30.1	34.7	42.3	48.4
180										30.6	37.7	44.7
190											33.4	41.1
205												35.4

Radius [ft]	Jib length 213 ft				Jib length 262 ft				Jib length 312 ft			
	88°	83°	75°	65°	88°	83°	75°	65°	88°	83°	75°	65°
60	51.1											
70	48.7				31.9							
80	46.6				30.6				18.9			
85	45.7	46.9			29.9				18.6			
100	43.1	44.5			27.8	28.5			17.3			
115	41.1	42.0			26.1	26.9			16.0	16.5		
130	38.8	40.0	41.5		24.5	25.2			14.9	15.4		
150	36.5	37.4	39.0		22.8	23.5	24.3		13.6	14.1		
170	31.6	33.8	36.6		21.3	21.9	22.8		12.5	13.0	13.5	
175	30.5	32.8	35.8	36.9	21.0	21.6	22.4		12.2	12.7	13.3	
215	20.2	23.8	28.2	31.4	19.0	19.4	20.0	20.3	10.5	10.9	11.3	
225		20.7	25.7	30.1	18.6	19.0	19.5	19.8	10.0	10.4	10.9	
240			21.8	27.2	16.4	17.8	18.9	19.1	9.3	9.8	10.3	10.7
255				24.0	13.7	15.3	17.7	18.5	8.7	9.2	9.6	10.1
265					11.9	13.9	16.4	18.2	8.4	8.8	9.3	9.8
275						12.5	15.2	17.4	7.9	8.5	8.9	9.4
285							14.2	16.6	7.3	8.0	8.6	9.0
300								15.6	6.4	7.2	8.0	8.5
310									5.8	6.7	7.5	8.2
320										6.2	7.1	7.9
335											5.8	7.4
350												6.9

Carbody counterweight: 126,100 lbs with 3.9 ft flat track pads
Rear counterweight:
251,400 lbs
273,400 lbs

TLT 14168081/0. Above load charts are for reference only. For actual lift duty please refer to load chart in operator's cabin or manual. Otherwise we recommend you to plan your lifting job using Crane Planner 2.0.

Load capacities with luffing jib

Load capacity in 1000 lbs with 144 ft main boom [88/83/75/65°]

Radius [ft]	Jib length 66 ft				Jib length 115 ft				Jib length 164 ft			
	88°	83°	75°	65°	88°	83°	75°	65°	88°	83°	75°	65°
29	195.4											
40	182.4				124.3							
50	163.2	187.1			114.7				77.8			
55	152.5	179.5			109.9				76.8			
60	138.2	172.4			104.7				74.7			
65	122.2	159.0			99.7	113.6			72.7			
70	108.5	148.8			96.0	108.7			70.9			
75	89.9	132.6			90.4	103.6			69.5			
80		120.2	124.2		85.2	98.9			67.7	72.2		
90		85.9	107.8		77.2	88.9			64.9	69.0		
100			95.0		68.5	80.6	93.6		61.7	65.8		
110			84.8	78.1	61.4	71.8	83.5		58.6	63.2		
120				70.4	51.1	64.7	75.3		56.4	59.9	65.0	
125				67.1	45.7	60.3	71.8		53.5	58.7	64.1	
135						50.2	65.5		48.1	55.3	62.0	
140							62.7	57.1	45.6	52.5	60.0	
155							53.0	50.6	38.8	45.2	54.4	
170								45.2	32.3	38.3	47.6	43.9
180								42.1		33.4	43.5	40.9
185										32.2	41.4	39.5
200											35.0	35.8
230												29.9

Radius [ft]	Jib length 213 ft				Jib length 262 ft				Jib length 312 ft			
	88°	83°	75°	65°	88°	83°	75°	65°	88°	83°	75°	65°
60	48.9											
75	46.5				30.6							
85	44.4				29.2				18.0			
95	42.8	45.0			27.8				17.0			
105	41.2	43.3			26.6	27.6			16.2			
120	39.4	41.0			24.9	26.2			15.1	15.9		
140	36.9	38.4	40.1		23.2	24.2			13.7	14.7		
160	34.0	36.3	38.2		21.6	22.6	23.4		12.7	13.4		
180	30.2	32.7	36.1		20.3	21.1	22.2		11.6	12.4	12.9	
195	27.5	30.3	33.9	35.3	19.6	20.3	21.2		10.9	11.6	12.4	
220	19.9	24.5	29.9	30.2	18.5	19.0	19.8		10.0	10.7	11.3	
225		23.1	28.8	29.3	18.3	18.8	19.6	20.0	9.8	10.5	11.0	
230		21.7	27.5	28.4	18.2	18.6	19.4	19.6	9.5	10.3	10.8	
250			23.1	25.4	15.0	17.0	18.6	18.8	8.7	9.4	10.2	
255				24.7	14.2	16.4	18.4	18.7	8.6	9.2	10.0	10.4
275				22.2		13.8	16.8	18.1	7.9	8.5	9.2	9.7
280						13.2	16.2	18.0	7.7	8.4	9.0	9.6
300							14.4	17.0	6.9	7.6	8.4	8.9
315								16.2	5.5	7.0	7.9	8.5
325								15.8		6.6	7.6	8.3
345											6.9	7.8
370												7.1

Carbody counterweight: 126,100 lbs with 3.9 ft flat track pads
Rear counterweight:
251,400 lbs
273,400 lbs

TLT 14168081/0. Above load charts are for reference only. For actual lift duty please refer to load chart in operator's cabin or manual. Otherwise we recommend you to plan your lifting job using Crane Planner 2.0.

Load capacities with luffing jib

Load capacity in 1000 lbs with 194 ft main boom [88/83/75/65°]

Radius [ft]	Jib length 66 ft				Jib length 115 ft				Jib length 164 ft			
	88°	83°	75°	65°	88°	83°	75°	65°	88°	83°	75°	65°
30.8	183.0											
40	167.9											
50	152.6				109.7							
55	145.7	177.7			105.0				72.5			
60	139.0	167.1			101.3				71.1			
65	125.3	155.8			97.1				69.6			
70	114.7	145.6			93.8	107.3			68.0			
80		128.4			85.0	100.1			65.2			
90		108.2	101.7		77.5	93.4			62.3	67.7		
95		90.7	95.3		73.5	88.1			61.2	66.0		
110			80.1		62.9	76.0	78.4		57.6	62.1		
120			72.2		53.4	68.2	70.7		55.7	59.8		
130				57.1		61.3	64.3		51.5	57.6	61.9	
140				52.3		51.8	58.8		46.6	55.4	57.4	
150				48.1			54.2		42.5	50.2	52.8	
160							50.1	42.8	37.6	45.6	48.8	
170							46.5	39.8	32.7	41.6	45.3	
175								38.4	30.5	39.2	43.8	
190								34.6		32.5	39.5	33.2
200								32.5			37.0	31.1
215											33.8	28.3
250												23.1

Radius [ft]	Jib length 213 ft				Jib length 262 ft				Jib length 312 ft			
	88°	83°	75°	65°	88°	83°	75°	65°	88°	83°	75°	65°
65	44.7											
75	43.0				27.5							
85	41.3				26.8				17.5			
100	39.2	42.8			25.4				16.4			
115	37.3	40.9			24.1	26.2			15.2			
130	35.6	38.8			22.7	24.9			14.3	15.3		
155	33.2	36.1	38.2		20.9	22.7			12.7	13.7		
175	30.4	34.0	36.6		19.7	21.3	22.5		11.8	12.5		
195	27.8	30.8	34.8		18.8	20.1	21.4		10.9	11.6	12.4	
215	21.8	27.3	32.0	26.5	17.9	19.2	20.1		10.2	10.8	11.7	
220	20.6	25.9	31.3	25.7	17.8	19.0	19.8		10.0	10.6	11.5	
235		21.6	28.7	23.5	17.2	18.4	19.2		9.3	10.1	10.9	
245			27.1	22.1	15.9	18.0	18.8	19.2	8.9	9.7	10.5	
265			22.7	19.7	13.2	15.8	18.1	18.2	8.2	8.9	9.8	
270				19.2	12.6	15.2	17.9	17.6	8.1	8.7	9.6	
275				18.7		14.6	17.8	17.1	8.0	8.6	9.4	10.0
295				16.8			16.0	15.3	7.2	7.9	8.7	9.4
310							14.8	14.0	6.7	7.4	8.3	9.0
315								13.7	6.5	7.2	8.2	8.8
345								11.5			7.3	8.0
360											6.2	7.8
390												7.2

Carbody counterweight: 126,100 lbs with 3.9 ft flat track pads
Rear counterweight:
251,400 lbs
273,400 lbs

TLT 14168081/0. Above load charts are for reference only. For actual lift duty please refer to load chart in operator's cabin or manual. Otherwise we recommend you to plan your lifting job using Crane Planner 2.0.

Load capacities with luffing jib

Load capacity in 1000 lbs with 233 ft main boom [88/83/75/65°]

Radius [ft]	Jib length 66 ft				Jib length 85 ft				Jib length 105 ft			
	88°	83°	75°	65°	88°	83°	75°	65°	88°	83°	75°	65°
32.2	155.7											
40	150.0				134.4							
50	136.4				129.8				111.1			
60	125.3	152.3			120.8				104.5			
65	119.6	143.0			114.9	131.4			100.5			
70	114.8	134.2			110.2	129.2			97.4	109.7		
75	103.2	125.4			105.1	123.2			92.5	108.3		
80	85.0	118.7			97.3	116.3			88.4	105.1		
85		111.7			90.8	109.6			85.1	101.1		
90		105.8			84.9	104.1			81.0	98.3		
95		99.0			74.6	99.4			76.7	93.8		
100		87.9	84.5			93.8			72.9	89.8		
110			75.4			84.3	74.8		63.4	82.4		
115			71.6			75.8	71.0		56.8	78.0		
120			68.0			66.6	67.5			74.3	66.8	
130			61.8				61.4			65.1	60.7	
135							58.7			58.8	58.0	
150				42.5			51.7				51.2	
160				39.3				38.7			47.3	
170				36.4				35.9			43.9	35.1
190								31.2				30.6
210												26.9

Radius [ft]	Jib length 125 ft				Jib length 154 ft				Jib length 184 ft			
	88°	83°	75°	65°	88°	83°	75°	65°	88°	83°	75°	65°
50	95.0											
55	92.7				73.3							
60	89.6				71.5				56.2			
65	87.1				69.8				55.2			
80	78.6	90.2			64.8				51.5			
85	74.9	87.5			63.0	69.2			50.6			
95	69.0	82.1			60.3	67.0			48.2	52.6		
110	60.4	72.9			55.1	62.1			45.4	50.3		
125	52.1	64.3	63.0		49.8	57.2			41.8	47.9		
135	44.4	58.7	57.4		45.4	54.4			40.1	46.5		
140		56.4	55.0		43.4	52.6	53.7		39.1	45.7		
150		49.7	50.6		39.7	47.9	49.4		37.0	44.4	47.1	
155		46.0	48.6		37.5	45.8	47.5		36.0	43.9	46.6	
165			45.1		32.9	42.3	44.0		34.2	41.4	43.1	
185			39.2	31.0		33.8	38.2		28.5	36.6	37.3	
190			37.8	30.0			36.9		26.8	35.6	36.1	
200				28.1			34.6	26.8		31.9	33.8	
215				25.6			31.5	24.4		22.8	30.7	23.4
225				24.0				22.9			29.0	22.0
245								20.3			25.8	19.5
255								19.2				18.4
285												15.5

Carbody counterweight: 126,100 lbs with 3.9 ft flat track pads
Rear counterweight:
251,400 lbs
273,400 lbs

TLT 14168081/0. Above load charts are for reference only. For actual lift duty please refer to load chart in operator's cabin or manual. Otherwise we recommend you to plan your lifting job using Crane Planner 2.0.

Fixed jib 1507.20 (26 ft)

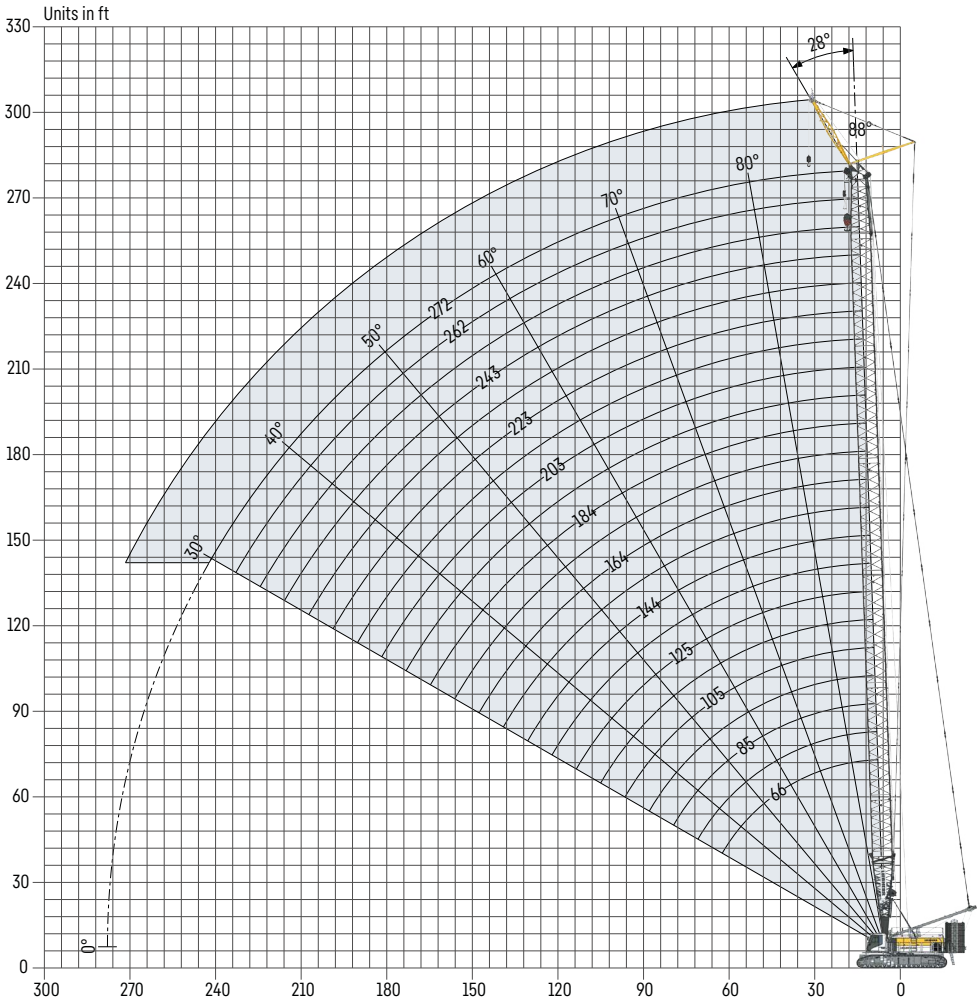

Maximum load capacity in 1000 lbs with 26 ft jib length

Main boom [ft]											
164	**174**	**184**	**194**	**203**	**213**	**223**	**233**	**243**	**253**	**262**	**272**
257.9	257.9	257.9	257.9	257.9	257.9	257.2	243.6	223.1	212.7	196.3	183.7

Maximum pulley height in [ft] with 26 ft jib length

Main boom [ft]											
164	**174**	**184**	**194**	**203**	**213**	**223**	**233**	**243**	**253**	**262**	**272**
196.4	206.2	216.0	225.8	235.6	245.4	255.3	265.1	274.9	284.7	294.5	304.4

Load capacities with fixed jib

Load capacity in 1000 lbs – 164 ft main boom

Radius [ft]	Jib length 26 ft
27.2	257.9
30	257.9
40	252.5
50	224.9
60	181.7
70	146.7
80	121.9
100	89.0
120	68.2
140	54.0
160	43.3
175	36.9

Load capacity in 1000 lbs – 184 ft main boom

Radius [ft]	Jib length 26 ft
28	257.9
40	249.0
50	222.2
60	181.1
70	145.9
80	121.0
100	88.1
120	67.2
140	53.0
160	42.3
180	34.1
195	29.1

Load capacity in 1000 lbs – 203 ft main boom

Radius [ft]	Jib length 26 ft
28.8	257.9
40	256.3
50	214.5
60	178.0
70	145.0
90	101.4
110	75.4
130	58.3
150	46.0
170	36.7
190	29.5
210	23.6

Load capacity in 1000 lbs – 233 ft main boom

Radius [ft]	Jib length 26 ft
29.9	243.6
40	239.7
50	205.7
60	173.6
80	118.6
100	85.4
120	64.5
140	50.0
160	39.3
180	31.2
220	19.4
235	16.0

Load capacity in 1000 lbs – 253 ft main boom

Radius [ft]	Jib length 26 ft
30.7	212.7
40	212.7
50	194.6
60	171.7
80	117.7
100	84.3
120	63.4
140	48.8
160	38.1
200	23.5
240	13.8
255	10.9

Load capacity in 1000 lbs – 272 ft main boom

Radius [ft]	Jib length 26 ft
31.4	183.7
40	181.7
50	173.1
70	139.8
90	97.8
110	71.5
130	54.2
150	41.8
170	32.5
190	25.2
230	14.5
270	7.0

Carbody counterweight: 126,100 lbs with 3.9 ft flat track pads

Rear counterweight:

- 251,400 lbs
- 273,400 lbs

TLT 14168073/0. Above load charts are for reference only. For actual lift duty please refer to load chart in operator's cabin or manual. Otherwise we recommend you to plan your lifting job using Crane Planner 2.0.

Crane Planner 2.0

Fixed jib 0906.21 (23 ft)

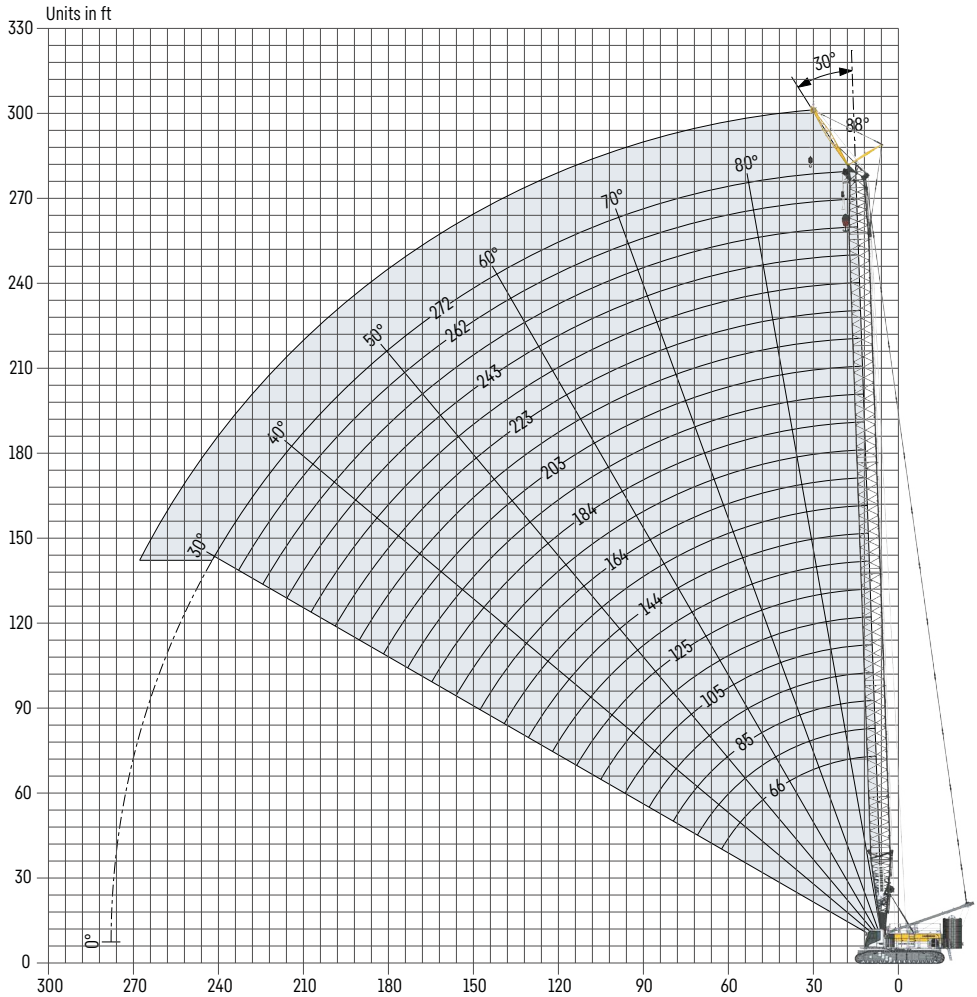

Maximum load capacity in 1000 lbs with 23 ft jib length

Main boom [ft]																					
66	**75**	**85**	**95**	**105**	**115**	**125**	**135**	**144**	**154**	**164**	**174**	**184**	**194**	**203**	**213**	**223**	**233**	**243**	**253**	**262**	**272**
188.9	192.4	192.0	191.6	191.2	190.7	190.3	189.8	189.4	188.9	188.4	187.7	187.4	186.6	186.2	185.7	185.1	184.0	183.8	182.9	181.7	180.5

Maximum pulley height in [ft] with 23 ft jib length

Main boom [ft]																					
66	**75**	**85**	**95**	**105**	**115**	**125**	**135**	**144**	**154**	**164**	**174**	**184**	**194**	**203**	**213**	**223**	**233**	**243**	**253**	**262**	**272**
94.6	104.4	114.2	124.1	133.9	143.8	153.6	163.4	173.3	183.1	192.9	202.8	212.6	222.4	232.3	242.1	252.0	261.8	271.6	281.5	291.3	301.1

Load capacities with fixed jib

Load capacity in 1000 lbs – 66 ft main boom

Radius [ft]	Jib length 23 ft
23.2	188.9
25	185.9
30	172.9
40	151.2
50	135.4
55	128.8
60	123.7
65	119.2
70	115.1
75	111.8
80	109.8
85	108.2

Load capacity in 1000 lbs – 115 ft main boom

Radius [ft]	Jib length 23 ft
24.9	190.7
30	183.0
40	164.6
50	152.5
60	140.9
70	132.2
80	124.9
90	106.6
100	92.4
110	81.1
120	71.7
130	64.0

Load capacity in 1000 lbs – 154 ft main boom

Radius [ft]	Jib length 23 ft
26.3	188.9
30	184.7
40	170.7
50	160.0
60	150.7
70	141.6
80	123.1
90	104.8
110	79.2
130	62.2
150	50.0
165	42.7

Load capacity in 1000 lbs – 194 ft main boom

Radius [ft]	Jib length 23 ft
27.6	186.6
40	174.2
50	164.7
60	156.4
70	146.0
80	121.2
100	88.4
120	67.6
140	53.4
160	42.9
180	34.7
200	28.3

Load capacity in 1000 lbs – 233 ft main boom

Radius [ft]	Jib length 23 ft
29	184.0
40	177.0
50	167.7
70	140.5
90	100.6
110	74.7
130	57.7
150	45.4
170	36.2
190	29.0
210	23.2
230	18.4

Load capacity in 1000 lbs – 272 ft main boom

Radius [ft]	Jib length 23 ft
30.4	180.5
40	176.4
60	162.6
80	117.3
100	84.0
120	63.2
140	48.7
160	38.0
180	29.9
200	23.5
230	15.9
265	9.3

Carbody counterweight: 126,100 lbs with 3.9 ft flat track pads

Rear counterweight:

251,400 lbs

273,400 lbs

TLT 14168081/0. Above load charts are for reference only. For actual lift duty please refer to load chart in operator's cabin or manual. Otherwise we recommend you to plan your lifting job using Crane Planner 2.0.

Crane Planner 2.0

Fixed jib 1713.xx (46-115 ft)

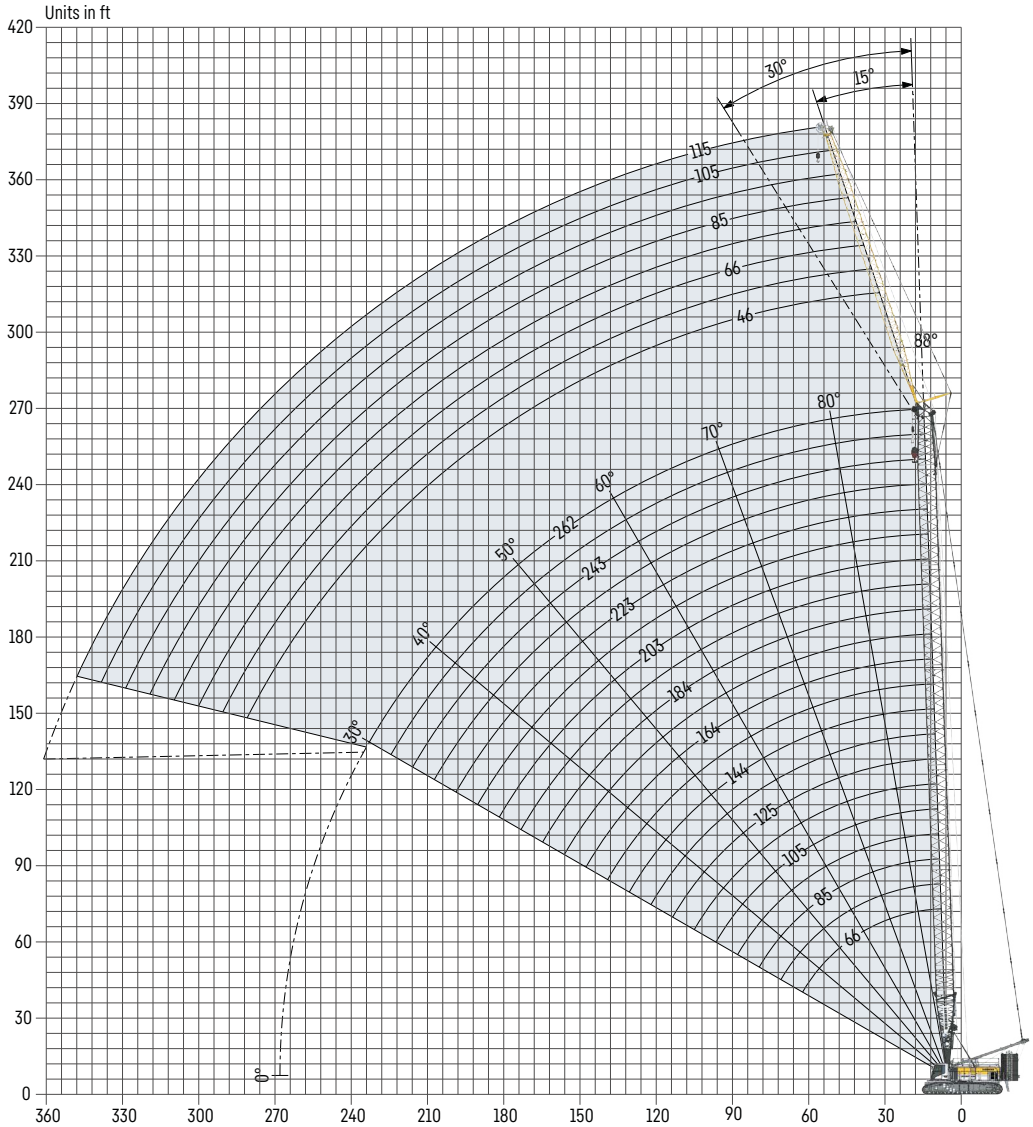

Jib configuration 1713.xx

Jib section	Amount of jib sections							
Jib foot 23 ft	1	1	1	1	1	1	1	**1**
Jib section 10 ft		1		1		1		**1**
Jib section 20 ft			1	1			1	**1**
Jib section 40 ft					1	1	1	**1**
Jib head 23 ft	1	1	1	1	1	1	1	**1**
Jib length [ft]	**46**	**56**	**66**	**76**	**85**	**95**	**105**	**115**

Actual lengths of jib sections are metric (e.g. 3 m, 6 m). The figures shown above are approximate conversions to feet.

Maximum load capacity in 1000 lbs

Jib length [ft]	Main boom [ft] 66	75	85	95	105	115	125	135	144	154	164
46	132.3	132.3	132.3	132.3	132.3	132.3	132.3	132.3	132.3	132.3	132.3
56	131.5	130.7	131.6	129.7	131.6	128.6	131.1	127.6	129.7	126.0	128.2
66	102.3	102.0	101.7	101.4	101.0	100.7	100.3	100.0	99.5	99.2	99.2
75	87.3	87.0	88.2	86.5	87.7	85.8	87.0	85.2	86.4	84.7	85.8
85	73.6	73.2	73.1	72.9	72.6	72.3	72.1	71.9	71.6	71.4	71.1
95	65.0	64.8	65.5	64.4	65.1	64.0	64.7	63.6	64.3	63.2	63.8
105	56.6	56.4	56.2	56.1	55.9	55.8	55.6	55.4	55.2	55.0	54.8
115	49.8	49.7	49.5	49.4	49.2	49.1	48.9	48.8	48.6	48.5	48.3

Jib length [ft]	Main boom [ft] 174	184	194	203	213	223	233	243	253	262
46	132.3	132.3	132.3	132.3	132.3	132.3	132.3	132.3	132.3	132.3
56	124.7	126.9	123.4	125.2	121.5	123.9	120.7	122.0	118.2	113.2
66	99.2	99.2	99.2	98.2	97.3	97.4	97.4	96.7	96.2	
75	84.0	85.1	83.4	84.1	82.2	83.4	82.0	82.7	80.9	
85	70.9	70.6	70.4	70.1	69.8	69.5	69.3	68.8	68.4	
95	62.7	63.4	62.3	62.9	61.8	62.5	61.4	61.9		
105	54.7	54.4	54.3	54.1	53.9	53.8	53.7	53.5		
115	48.2	48.0	47.9	47.7	47.5	47.3	47.2	47.0		

Example: To achieve a maximum load capacity of 87,000 lbs, a combination of 75 ft main boom with 75 ft jib length can be selected.

Maximum pulley height in ft

Jib length [ft]	Main boom [ft] 66	75	85	95	105	115	125	135	144	154	164
46	119.3	129.1	139.0	148.8	158.6	168.5	178.3	188.1	198.0	207.8	217.6
56	128.5	138.3	148.2	158.0	167.8	177.7	187.5	197.3	207.2	217.0	226.8
66	137.7	147.5	157.3	167.2	177.0	186.9	196.7	206.5	216.4	226.2	236.0
75	146.9	156.7	166.5	176.4	186.2	196.0	205.9	215.7	225.6	235.4	245.2
85	156.1	165.9	175.7	185.6	195.4	205.2	215.1	224.9	234.7	244.6	254.4
95	165.2	175.1	184.9	194.8	204.6	214.4	224.3	234.1	243.9	253.8	263.6
105	174.4	184.3	194.1	203.9	213.8	223.6	233.5	243.3	253.1	263.0	272.8
115	183.6	193.5	203.3	213.1	223.0	232.8	242.6	252.5	262.3	272.2	282.0

Jib length [ft]	Main boom [ft] 174	184	194	203	213	223	233	243	253	262
46	227.5	237.3	247.2	257.0	266.8	276.7	286.5	296.3	306.2	316.0
56	236.7	246.5	256.4	266.2	276.0	285.9	295.7	305.5	315.4	325.2
66	245.9	255.7	265.5	275.4	285.2	295.1	304.9	314.7	324.6	
75	255.1	264.9	274.7	284.6	294.4	304.2	314.1	323.9	333.8	
85	264.3	274.1	283.9	293.8	303.6	313.4	323.3	333.1	342.9	
95	273.4	283.3	293.1	303.0	312.8	322.6	332.5	342.3		
105	282.6	292.5	302.3	312.1	322.0	331.8	341.7	351.5		
115	291.8	301.7	311.5	321.3	331.2	341.0	350.8	360.7		

Crane Planner 2.0

Load capacities with fixed jib

Load capacity in 1000 lbs with 66 ft main boom

Radius [ft]	Jib length 46 ft		Jib length 56 ft		Jib length 75 ft		Jib length 95 ft		Jib length 115 ft	
	15°	30°	15°	30°	15°	30°	15°	30°	15°	30°
23.8	132.3									
30	131.2		123.0							
40	111.9	83.4	99.2		78.4					
50	95.0	73.0	83.6	65.1	66.4		56.1		48.9	
65	75.8	63.1	66.9	54.7	53.4	42.8	44.9	35.9	39.3	
75	67.2	57.4	59.8	50.0	47.4	38.9	39.6	33.4	34.4	28.2
80	64.6	55.4	56.7	47.7	44.5	37.0	37.3	32.1	33.4	27.6
90	58.2	51.5	50.9	44.4	40.0	34.3	33.7	29.4	30.5	25.2
100	53.5	49.1	46.5	41.6	36.5	32.8	31.9	26.9	27.7	23.0
110	48.9	47.6	43.0	39.8	33.4	30.7	29.2	25.0	25.0	21.3
120				38.7	32.5	29.0	26.8	23.4	22.9	19.8
140					28.3	27.1	23.1	20.9	19.6	17.4
155							21.1	20.0	17.7	16.1
175									15.7	15.0

Load capacity in 1000 lbs with 105 ft main boom

Radius [ft]	Jib length 46 ft		Jib length 56 ft		Jib length 75 ft		Jib length 95 ft		Jib length 115 ft	
	15°	30°	15°	30°	15°	30°	15°	30°	15°	30°
25.2	132.3									
30	132.3		130.5							
40	125.0	86.2	108.7		82.5					
50	107.2	78.0	95.1	68.0	71.5		59.6		48.4	
55	100.2	74.1	89.3	66.2	66.9	49.5	55.4		46.4	
65	89.7	68.3	78.6	60.4	60.7	45.4	49.2	36.9	41.1	
80	76.4	62.1	67.3	53.9	51.5	40.5	42.1	33.4	35.0	28.0
100	65.6	55.0	57.4	47.5	43.0	35.6	35.3	29.4	30.5	24.1
120	56.7	50.2	49.3	43.2	37.2	32.6	31.4	26.1	26.0	21.2
145		47.4	42.9	40.1	33.3	29.3	26.5	23.0	21.9	18.5
155				39.1	31.6	28.3	25.0	22.0	20.5	17.6
170					29.3	27.7	23.2	20.8	18.7	16.6
190							21.1	20.2	17.0	15.4
210									15.6	14.9

Load capacity in 1000 lbs with 144 ft main boom

Radius [ft]	Jib length 46 ft		Jib length 56 ft		Jib length 75 ft		Jib length 95 ft		Jib length 115 ft	
	15°	30°	15°	30°	15°	30°	15°	30°	15°	30°
26.5	132.3									
40	127.9	87.4	114.1		84.4					
50	116.1	80.4	100.8	69.9	74.4		60.8			
55	109.4	77.8	96.3	66.9	70.6	50.0	57.5		47.2	
70	95.2	70.3	82.6	61.1	61.8	45.0	49.3	35.8	40.6	
80	86.9	66.4	75.0	57.6	56.6	42.1	45.0	33.5	37.1	28.4
100	73.6	59.8	65.4	51.7	48.3	37.7	38.3	30.6	33.1	25.0
120	66.0	54.8	57.1	46.9	41.8	34.3	33.5	27.5	28.5	22.4
140	56.6	51.0	50.6	43.6	37.3	32.3	30.7	25.2	25.0	20.2
175	39.8	40.1	40.4	39.7	32.8	28.8	25.5	22.1	20.6	17.4
185			36.8	37.0	31.5	28.2	24.4	21.5	19.6	16.9
205					29.1	27.6	22.6	20.5	17.9	15.9
225							21.0	20.2	16.6	15.2
245									15.5	14.9

Carbody counterweight: 126,100 lbs with 3.9 ft flat track pads
Rear counterweight:
251,400 lbs 273,400 lbs

TLT 14168081/0. Above load charts are for reference only. For actual lift duty please refer to load chart in operator's cabin or manual. Otherwise we recommend you to plan your lifting job using Crane Planner 2.0.

Load capacities with fixed jib

Load capacity in 1000 lbs with 184 ft main boom

Radius [ft]	Jib length 46 ft		Jib length 56 ft		Jib length 75 ft		Jib length 95 ft		Jib length 115 ft	
	15°	30°	15°	30°	15°	30°	15°	30°	15°	30°
27.9	132.3									
40	130.0	87.8	117.4		85.1					
50	123.4	82.4	104.8	70.5	77.0		61.7			
60	110.9	77.6	96.9	66.4	69.9	48.8	56.0		45.6	
70	102.1	72.8	88.4	63.4	65.4	45.9	51.6	36.2	41.7	
80	95.2	69.5	81.7	59.9	60.3	43.6	47.3	34.2	38.8	27.6
100	82.4	63.6	70.4	54.3	52.1	39.6	41.2	31.7	33.4	25.4
120	68.4	58.5	62.8	50.0	46.2	36.1	36.2	28.9	30.5	23.0
160	43.6	44.5	44.2	43.1	37.4	32.0	30.3	24.6	24.3	19.6
210	26.6	26.8	27.1	27.5	28.2	28.2	24.4	21.4	19.4	16.6
220			24.6	24.8	25.7	26.3	23.6	20.9	18.6	16.2
240					21.2	21.5	21.9	20.3	17.4	15.5
260							18.5	18.8	16.2	15.0
280									15.2	14.6

Load capacity in 1000 lbs with 223 ft main boom

Radius [ft]	Jib length 46 ft		Jib length 56 ft		Jib length 75 ft		Jib length 95 ft		Jib length 115 ft	
	15°	30°	15°	30°	15°	30°	15°	30°	15°	30°
29.3	132.3									
40	132.3		118.8		83.4					
50	124.9	83.5	107.8	71.3	78.0		62.5			
60	117.2	78.8	99.6	67.3	71.6	49.1	57.5		46.1	
70	107.4	75.2	92.9	65.0	66.8	46.6	52.7	36.1	42.8	
85	98.1	70.0	83.9	60.3	61.0	43.6	47.5	33.7	38.6	27.8
120	66.0	62.1	66.4	52.4	49.3	37.5	38.4	29.8	32.4	23.6
160	41.1	42.3	41.8	43.2	40.4	33.4	32.9	25.9	26.3	20.3
200	26.8	27.5	27.4	28.2	28.6	29.4	27.5	23.0	21.9	17.9
245	16.3	16.5	16.7	17.1	17.8	18.5	18.9	20.0	18.6	16.1
255			14.9	15.1	15.9	16.5	17.0	17.9	17.8	15.8
275					12.6	12.8	13.7	14.2	14.4	15.3
295							10.7	10.9	11.5	12.1
315									8.8	9.1

Load capacity in 1000 lbs with 262 ft main boom

Radius [ft]	Jib length 46 ft		Jib length 56 ft		Jib length 75 ft		Jib length 95 ft		Jib length 115 ft	
	15°	30°	15°	30°	15°	30°	15°	30°	15°	30°
30.7	132.3									
40	131.8		113.0							
50	127.8	83.9	104.0	67.5						
60	118.2	79.8	97.0	65.8						
80	102.4	72.8	84.5	60.3						
100	84.6	67.6	75.2	55.5						
120	63.6	63.6	64.5	51.7						
140	49.1	50.9	49.9	48.7						
160	38.5	40.0	39.2	41.0						
180	30.6	31.8	31.2	32.7						
200	24.2	25.1	24.8	25.9						
240	14.7	15.2	15.2	15.9						
280	7.8	8.0	8.3	8.6						
290			6.8	7.0						

Carbody counterweight: 126,100 lbs with 3.9 ft flat track pads

Rear counterweight:

251,400 lbs 273,400 lbs

TLT 14168081/0. Above load charts are for reference only. For actual lift duty please refer to load chart in operator's cabin or manual. Otherwise we recommend you to plan your lifting job using Crane Planner 2.0.

Fixed jib 1008.xx (36-85 ft)



Jib configuration 1008.xx

Jib section	Amount of jib sections					
Jib foot 18 ft	1	1	1	**1**	1	**1**
Jib section 10 ft		1		**1**		**1**
Jib section 20 ft			1	**1**	2	**2**
Jib head 18 ft	1	1	1	**1**	1	**1**
Jib length [ft]	**36**	**46**	**56**	**66**	**76**	**85**

Actual lengths of jib sections are metric (e.g. 3 m, 6 m). The figures shown above are approximate conversions to feet.

Maximum load capacity in 1000 lbs

Jib length [ft]	Main boom [ft]										
	66	75	85	95	105	115	125	135	144	154	164
36	99.2	99.2	99.2	99.2	99.2	99.2	99.2	99.2	99.2	99.2	99.2
46	99.2	99.2	99.2	99.2	99.2	99.2	99.2	99.2	99.2	99.2	99.2
56	96.6	96.2	95.9	95.6	95.4	95.1	94.8	94.5	94.2	93.9	93.6
66	82.3	82.0	81.8	81.7	81.5	81.1	80.8	80.4	80.1	79.7	79.4
75	66.0	65.8	65.6	65.3	65.2	64.9	64.7	64.4	64.1	63.9	63.8
85	54.6	54.4	54.3	54.1	53.9	53.7	53.6	53.4	53.2	52.9	52.8

Jib length [ft]	Main boom [ft]										
	174	184	194	203	213	223	233	243	253	262	272
36	99.2	99.2	99.2	99.2	99.2	99.2	99.2	99.2	99.2	99.2	99.2
46	99.2	99.2	99.2	99.2	99.2	99.2	99.2	99.2	99.2	99.2	99.2
56	93.2	92.9	92.5	92.1	91.4	90.8	90.0	89.4	88.2	87.3	
66	79.1	78.9	78.2	77.7	77.2	76.7	76.2	75.7	74.8	74.2	
75	63.3	62.9	62.6	62.3	61.8	61.5	61.0	60.7	60.1	59.6	
85	52.5	52.3	52.0	51.8	51.5	51.3	51.0	50.7	50.2	49.9	

Example: To achieve a maximum load capacity of 82,000 lbs, a combination of 75 ft main boom with 66 ft jib length can be selected.

Maximum pulley height in ft

Jib length [ft]	Main boom [ft]										
	66	75	85	95	105	115	125	135	144	154	164
36	110.3	120.1	129.9	139.8	149.6	159.5	169.3	179.1	189.0	198.8	208.6
46	119.4	129.3	139.1	148.9	158.8	168.6	178.5	188.3	198.1	208.0	217.8
56	128.6	138.4	148.2	158.1	167.9	177.7	187.6	197.4	207.3	217.1	226.9
66	137.7	147.5	157.3	167.2	177.0	186.9	196.7	206.5	216.4	226.2	236.0
75	146.8	156.6	166.4	176.3	186.1	195.9	205.8	215.6	225.5	235.3	245.1
85	155.8	165.7	175.5	185.4	195.2	205.0	214.9	224.7	234.5	244.4	254.2

Jib length [ft]	Main boom [ft]										
	174	184	194	203	213	223	233	243	253	262	272
36	218.5	228.3	238.1	248.0	257.8	267.7	277.5	287.3	297.2	307.0	316.8
46	227.6	237.5	247.3	257.1	267.0	276.8	286.7	296.5	306.3	316.2	326.0
56	236.8	246.6	256.4	266.3	276.1	285.9	295.8	305.6	315.5	325.3	
66	245.9	255.7	265.5	275.4	285.2	295.1	304.9	314.7	324.6	334.4	
75	255.0	264.8	274.6	284.5	294.3	304.1	314.0	323.8	333.7	343.5	
85	264.1	273.9	283.7	293.6	303.4	313.2	323.1	332.9	342.7	352.6	

Crane Planner 2.0

Load capacities with fixed jib

Load capacity in 1000 lbs with 66 ft main boom

Radius [ft]	Jib length 36 ft		Jib length 46 ft		Jib length 56 ft		Jib length 75 ft		Jib length 85 ft	
	15°	30°	15°	30°	15°	30°	15°	30°	15°	30°
19.2	99.2									
30	99.2	91.3	99.2		93.3					
40	99.2	76.9	93.2	64.3	80.3		62.4		53.9	
50	97.6	66.7	78.9	55.7	67.0	47.2	54.8		48.8	
55	89.7	65.7	73.1	52.5	64.5	44.1	50.4	34.6	45.8	
60	83.3	62.0	67.5	49.3	59.8	41.9	47.2	33.4	42.5	31.5
70	73.0	55.7	61.3	44.5	52.1	37.5	40.9	30.9	37.4	28.0
80	66.4	51.0	54.4	40.7	46.3	34.2	36.5	27.9	33.4	25.2
90	60.5	47.5	48.7	37.7	41.6	33.4	33.4	25.6	31.4	23.0
100	54.9	45.3	44.6	35.6	37.8	31.0	31.4	23.5	28.4	21.2
110			41.0	34.2	35.0	29.4	28.6	22.0	26.0	19.6
120					33.4	28.3	26.4	20.7	23.8	18.5
140							23.0	19.2	20.8	16.7
150									19.5	16.3

Load capacity in 1000 lbs with 105 ft main boom

Radius [ft]	Jib length 36 ft		Jib length 46 ft		Jib length 56 ft		Jib length 75 ft		Jib length 85 ft	
	15°	30°	15°	30°	15°	30°	15°	30°	15°	30°
20.6	99.2									
30	99.2	94.1	99.2		94.4					
40	99.2	82.4	97.3	66.4	86.0		63.5		53.9	
50	99.2	73.8	91.1	59.9	74.8	49.1	57.9		49.9	
60	99.2	66.8	79.4	54.2	66.4	44.6	51.4	33.7	45.9	29.3
70	90.1	64.2	71.0	49.5	60.9	41.1	46.1	32.8	41.1	29.0
80	80.9	58.9	66.3	46.1	55.0	37.9	41.3	30.0	37.1	26.7
100	67.1	51.8	55.0	40.4	45.8	33.4	34.6	26.0	32.9	23.0
120	60.1	47.1	47.3	36.4	39.3	31.5	31.4	23.0	28.0	20.4
135	54.4	45.0	43.1	34.8	35.9	29.5	28.2	21.5	25.2	18.9
145				34.0	34.0	28.8	26.6	20.6	23.6	18.1
150					33.4	28.5	25.9	20.2	23.0	17.7
170							23.4	19.3	20.8	16.6
180									19.8	16.4

Load capacity in 1000 lbs with 144 ft main boom

Radius [ft]	Jib length 36 ft		Jib length 46 ft		Jib length 56 ft		Jib length 75 ft		Jib length 85 ft	
	15°	30°	15°	30°	15°	30°	15°	30°	15°	30°
22	99.2									
30	99.2		99.2		94.2					
40	99.2	85.6	99.2	66.4	88.1		63.5			
50	99.2	78.2	94.6	62.1	81.0	50.7	59.0		50.8	
55	99.2	74.8	92.0	59.8	76.0	48.4	57.3	34.5	48.8	
65	99.2	69.6	84.4	55.1	68.8	44.8	52.0	33.4	45.9	30.7
85	90.7	63.2	69.8	48.1	59.0	39.3	43.4	30.4	38.6	26.8
105	76.8	56.0	61.3	43.0	50.2	35.2	37.4	27.0	33.4	23.7
125	66.5	51.0	53.5	39.3	44.0	33.4	33.4	24.4	30.3	21.4
165	44.3	44.6	43.3	34.7	35.6	29.3	27.3	20.9	24.1	18.1
175			41.0	34.2	34.1	28.8	26.2	20.2	23.0	17.5
185					33.4	28.3	25.1	19.8	22.0	17.0
205							23.2	19.3	20.4	16.5
215									19.7	16.3

Carbody counterweight: 126,100 lbs with 3.9 ft flat track pads
Rear counterweight:
251,400 lbs 273,400 lbs

TLT 14168081/0. Above load charts are for reference only. For actual lift duty please refer to load chart in operator's cabin or manual. Otherwise we recommend you to plan your lifting job using Crane Planner 2.0.

Load capacities with fixed jib

Load capacity in 1000 lbs with 184 ft main boom

Radius [ft]	Jib length 36 ft		Jib length 46 ft		Jib length 56 ft		Jib length 75 ft		Jib length 85 ft	
	15°	30°	15°	30°	15°	30°	15°	30°	15°	30°
23.4	99.2									
30	99.2		99.2							
40	99.2	88.2	99.2	66.4	89.6		62.9			
50	99.2	81.3	98.3	63.8	83.8	51.1	59.8		50.8	
60	99.2	75.4	92.5	59.8	76.6	47.7	56.6	34.6	48.0	
65	99.2	72.9	90.4	57.6	73.0	46.4	55.0	33.6	47.0	31.2
80	98.7	66.6	80.1	52.8	66.4	42.4	48.3	32.6	42.2	28.3
120	68.4	56.6	62.3	43.2	50.4	35.1	36.9	26.4	33.4	23.0
160	44.0	44.7	44.9	37.5	40.8	31.9	31.4	22.6	27.5	19.6
200	29.7	30.0	30.5	30.9	31.3	29.0	26.3	20.2	23.1	17.4
210			27.8	28.0	28.5	28.6	25.5	19.8	22.3	17.0
220					26.0	26.3	24.6	19.6	21.6	16.7
240							22.9	19.2	20.2	16.4
250									19.6	16.3

Load capacity in 1000 lbs with 223 ft main boom

Radius [ft]	Jib length 36 ft		Jib length 46 ft		Jib length 56 ft		Jib length 75 ft		Jib length 85 ft	
	15°	30°	15°	30°	15°	30°	15°	30°	15°	30°
24.8	99.2									
30	99.2		99.2							
40	99.2	89.1	99.2	65.9	88.9					
50	99.2	83.2	99.2	65.1	84.8	51.8	59.8		50.5	
60	99.2	78.6	96.0	61.0	81.0	48.8	56.9	34.8	48.3	
65	99.2	76.0	93.3	59.7	77.2	47.3	56.0	33.9	47.1	31.0
100	86.5	66.2	74.8	49.7	62.3	40.1	44.6	30.1	39.2	26.2
140	51.9	53.1	52.9	42.6	49.4	34.4	35.8	25.7	33.2	22.2
180	33.5	34.2	34.3	35.2	35.2	32.1	31.4	22.5	27.3	19.4
235	18.7	19.0	19.5	19.8	20.2	20.7	21.6	19.9	22.1	17.0
245			17.5	17.7	18.2	18.6	19.5	19.3	20.1	16.8
255					16.4	16.6	17.6	18.2	18.2	16.6
275							14.3	14.5	14.8	15.2
285									13.3	13.5

Load capacity in 1000 lbs with 262 ft main boom

Radius [ft]	Jib length 36 ft		Jib length 46 ft		Jib length 56 ft		Jib length 75 ft		Jib length 85 ft	
	15°	30°	15°	30°	15°	30°	15°	30°	15°	30°
26.1	99.2									
30	99.2		99.2							
40	99.2	89.6	99.2		86.5					
50	99.2	84.4	99.2	65.3	83.8	51.7	58.6		49.7	
60	99.2	79.7	99.2	61.8	80.5	49.4	56.3	34.4	48.1	
70	99.2	75.7	93.5	59.0	76.4	46.8	54.5	33.4	46.0	30.6
100	83.7	66.4	78.0	51.5	65.3	41.2	46.2	30.7	40.0	26.8
140	49.3	50.7	50.4	44.5	51.5	35.8	37.7	26.5	33.4	22.9
220	19.4	20.0	20.2	20.9	21.0	21.9	22.4	20.8	23.0	18.3
270	9.9	10.1	10.6	10.9	11.3	11.7	12.6	13.3	13.2	14.0
280			9.0	9.2	9.8	10.1	11.0	11.6	11.6	12.3
290					8.3	8.6	9.6	10.1	10.1	10.8
310							6.9	7.2	7.5	7.8
320									6.2	6.5

Carbody counterweight: 126,100 lbs with 3.9 ft flat track pads

Rear counterweight:

251,400 lbs 273,400 lbs

TLT 14168081/0. Above load charts are for reference only. For actual lift duty please refer to load chart in operator's cabin or manual. Otherwise we recommend you to plan your lifting job using Crane Planner 2.0.

Download datasheet

Please contact us.

Liebherr-Werk Nenzing GmbH · Dr. Hans Liebherr Str. 1 · 6710 Nenzing, Austria
Phone +43 50809 41-473 · crawler.crane@liebherr.com · www.liebherr.com
facebook.com/LiebherrConstruction

Liebherr USA, Co. · 7075 Bennington Street · Houston, TX 77028-5812
Phone (713) 636-4050 · crawler.cranes.usa@liebherr.com · www.liebherr.com
facebook.com/LiebherrConstruction

Printed in Austria LR 1300.2 SX unplugged 1106.03.09 - rA - EN-US v02.072026 - 14169174
Subject to change without notice.