EN-US

Derrick for 331 US t crane

LR 1106.03.09
www.liebherr.com

LIEBHERR

Crawler cranes

Concept and characteristics 3
Dimensions 7
Transport dimensions and weights 8
Boom combinations 10
Main boom 2821.xx (41-110 m) 12
Luffing jib 2316.xx (20-113 m) 14
Luffing jib 1916.xx (20-95 m) 20
Fixed jib 1507.20 (8 m) 26
Fixed jib 0906.21 (7 m) 28
Fixed jib 1713.xx (14-35 m) 30
Fixed jib 1008.xx (11-26 m) 34

Remarks

- The load capacities stated are valid for lifting operation only (corresponding with crane classification according to ISO 4301-1, crane group A1).
- Machine is standing on firm, horizontal ground.
- The weight of the lifting device (pulley block, hoist ropes, shackles, etc.) must be deducted from the load capacity.
- Additional equipment on boom (e.g. walkways) must be deducted from the load capacity.
- The max. admissible wind speed can be preselected in the LML software and referred to in the load chart.
- Working radii are measured from centre of swing ring and under load.
- The lifting capacities are valid for 360 degrees of swing.
- Calculation of stability under load is based on ANSI/ASME B 30.5 load ratings as well as ISO 4305 Table 2 and tested according to SAE J765 and SAE J987.
- Weights may vary depending on the delivered configuration of the machine, filling level of the tanks, as well as generally valid tolerances.
- The illustrations in this brochure may include options which are not within the standard scope of supply of the machine.
- Subject to technical change without notice.

Concept and characteristics

Derrick equipment with suspended counterweight

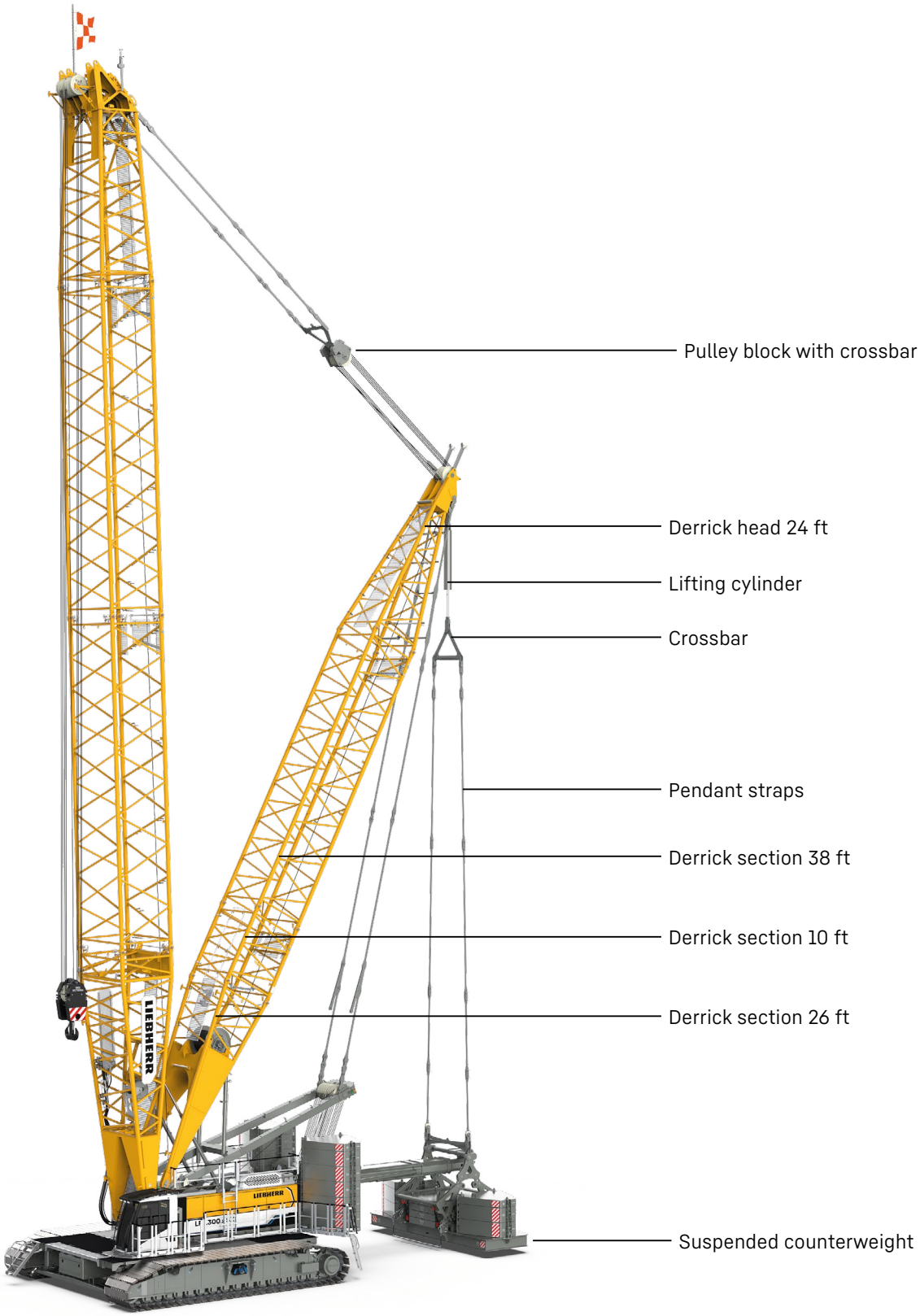

Suspended counterweight

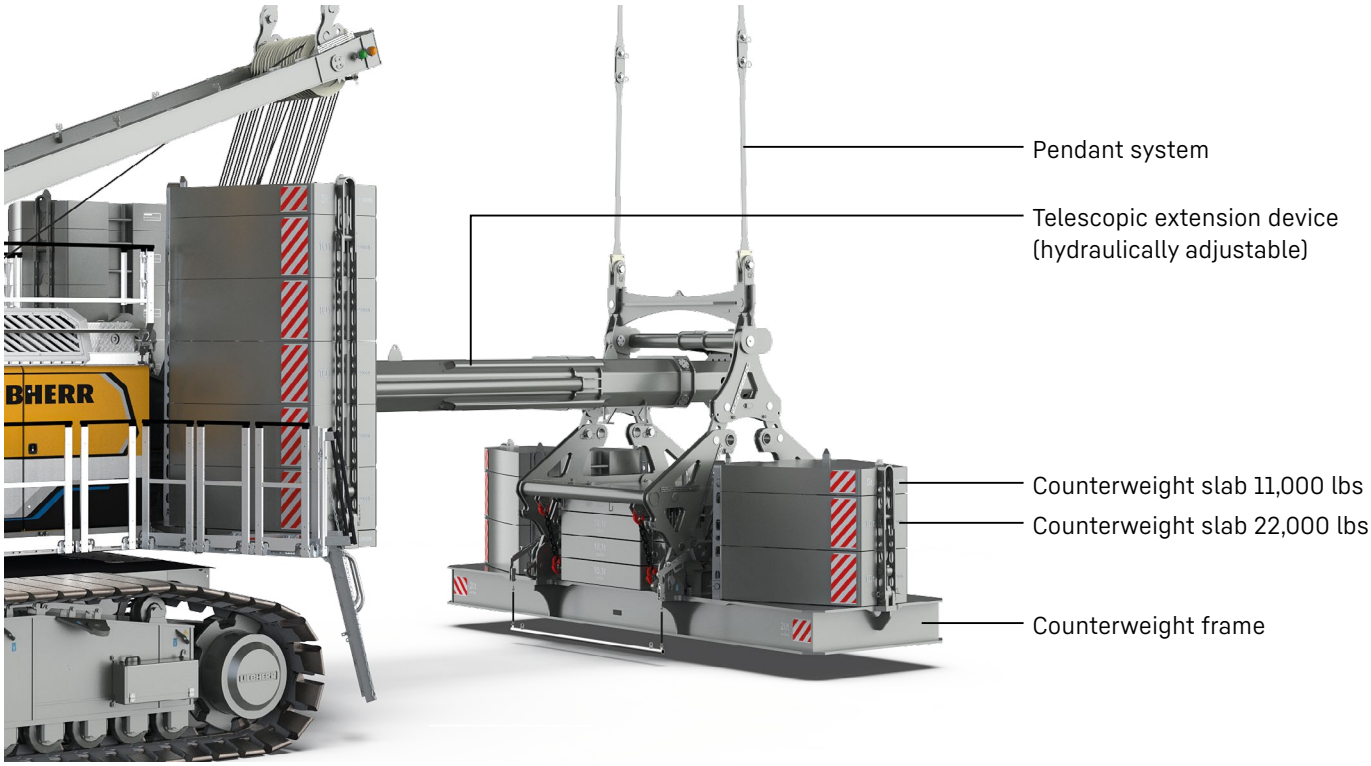

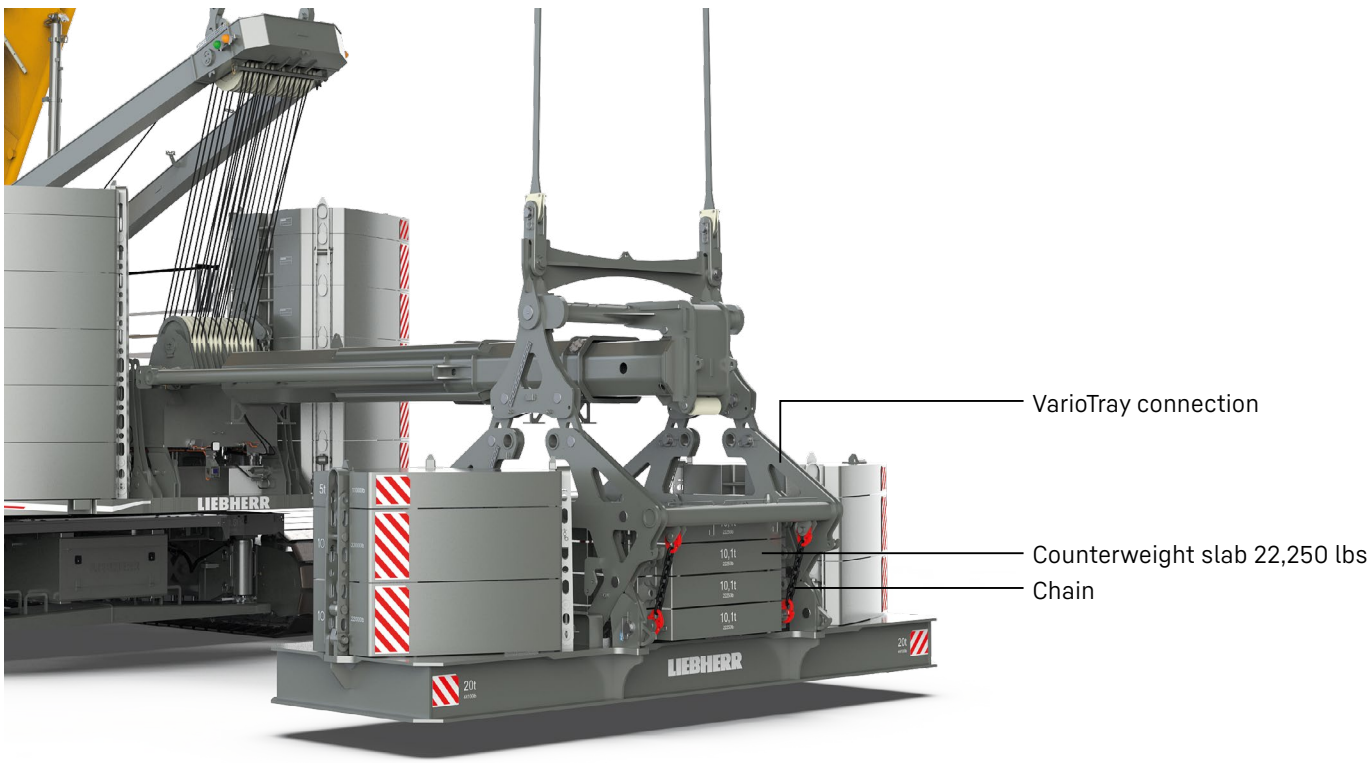

How VarioTray works



Suspended counterweight is positioned on the ground.



Unbolting of the VarioTray connection and the 22,250-lbs counterweight slabs.



Counterweights required for the lift are bolted to the VarioTray connection.
No auxiliary crane is required to change the 22,250-lbs counterweights.

Standard connection

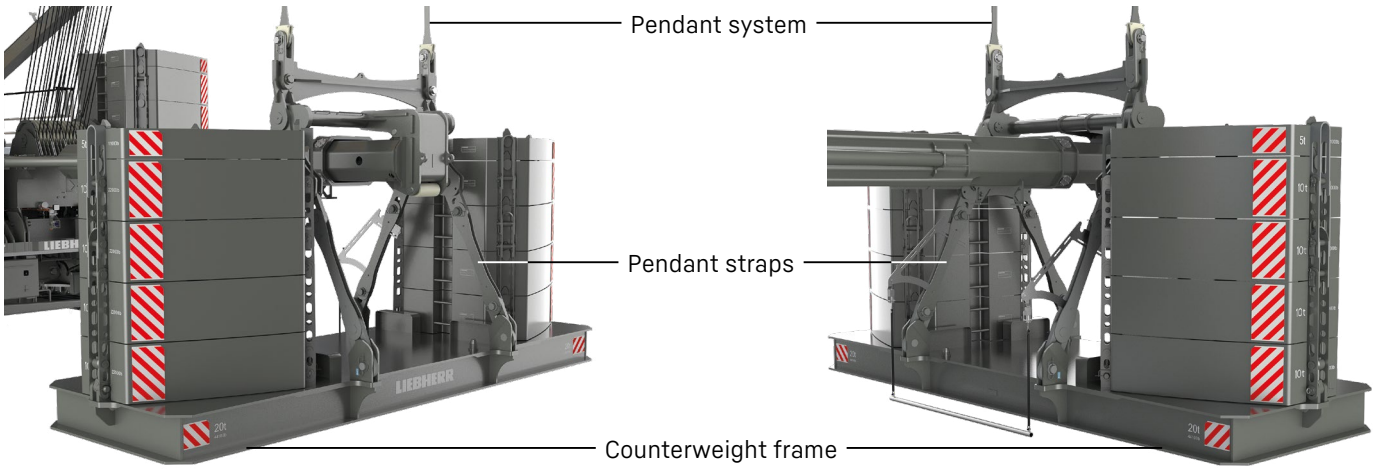

Standard connection: The counterweight frame is connected to the pendant system via the pendant straps.

Overview and conversion options

Overview derrick for 331 USt crane / 440 USt crane

	331 USt crane	440 USt crane
Standard connection	✓	–
VarioTray connection	✓	✓

Derrick conversion option for 331 USt crane / 440 USt crane

	331 USt crane	440 USt crane
Telescopic extension device	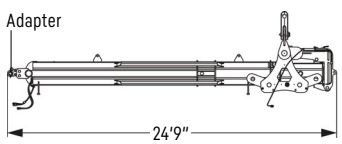	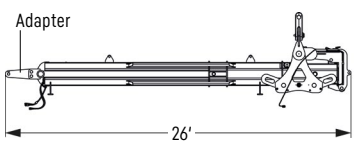

By using the correct adapter, the extension device can be used for both the 331 USt and the 440 USt crane.

Dimensions

Derrick equipment with suspended counterweight

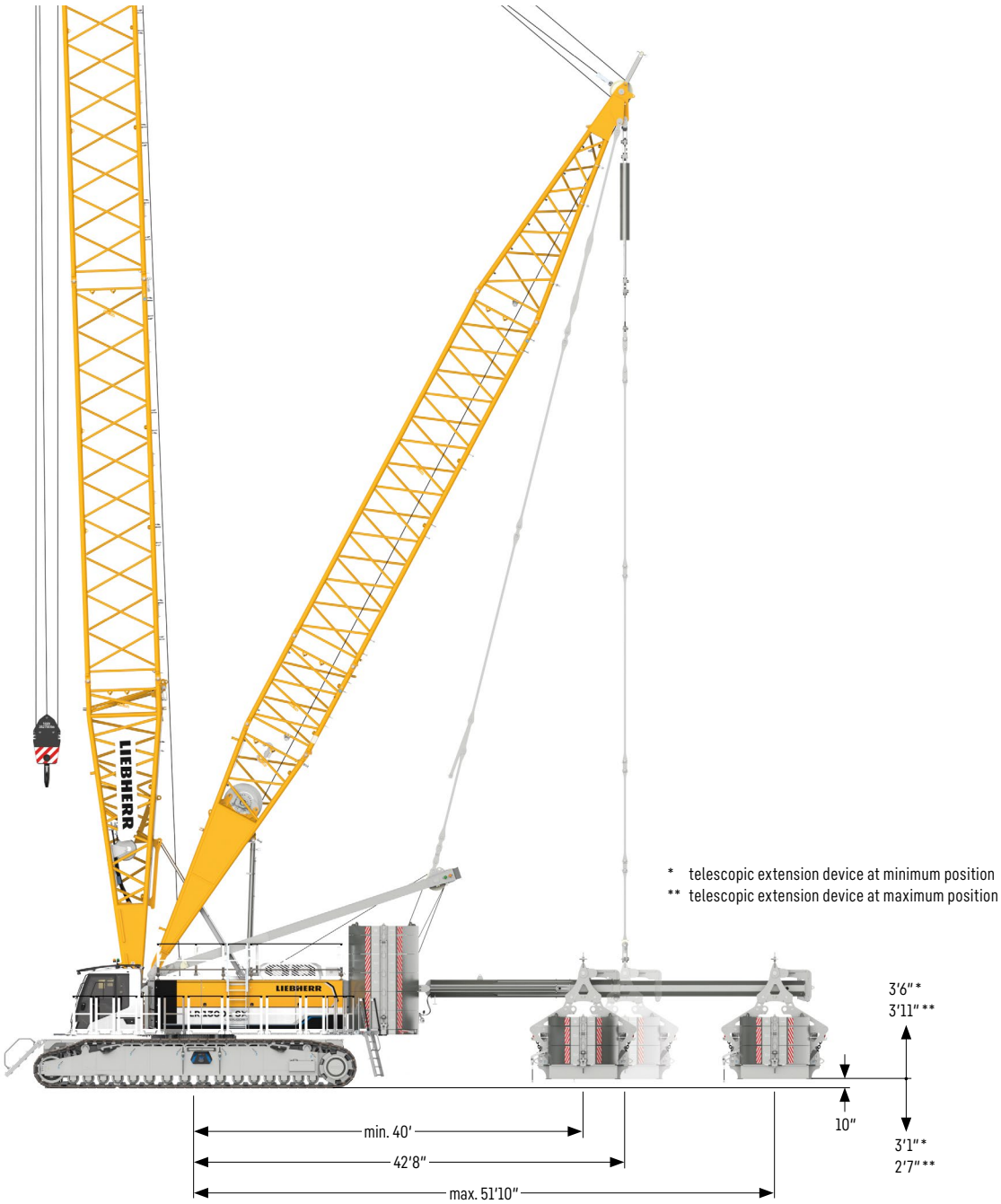

Telescopic extension device (hydraulic)
The hydraulic extension device is continuously adjustable from 40 to 51.8 ft.

Transport dimensions and weights

Derrick equipment 2220.xx

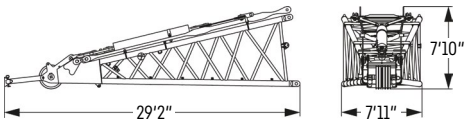

Derrick head 24 ft (No. 2220.22)

Weight including lifting cylinder with crossbar, including pulley block with crossbar	lbs	9,546

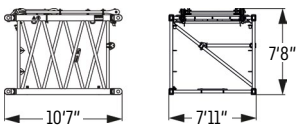

Derrick section 10 ft (No. 2220.24)

Weight incl. pendant straps	lbs	2,657

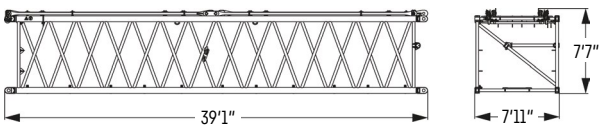

Derrick section 38 ft (No. 2220.22)

Weight incl. pendant straps	lbs	7,302

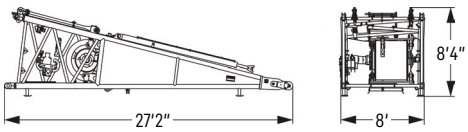

Derrick section 26 ft (No. 2220.24)

Weight including rope	lbs	17,505

Telescopic extension device

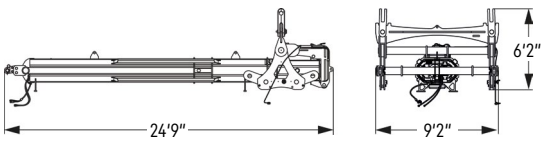

Telescopic extension device

Weight	lbs	13,283

VarioTray connection transport options

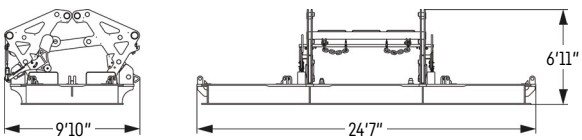

VarioTray connection with counterweight frame

Weight	lbs	49,882

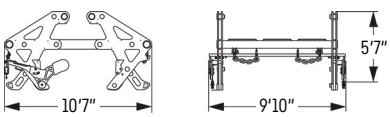

VarioTray connection

Weight	lbs	5,789

Standard connection transport option

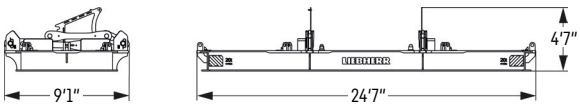

Standard connection		
Weight	lbs	44,983

Counterweight

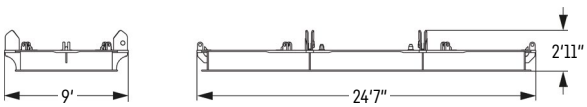

Counterweight frame		
Weight	lbs	44,100

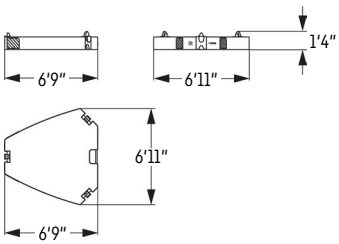

Counterweight slab		
VarioTray (2x)	lbs	11,000
Standard (2x)		

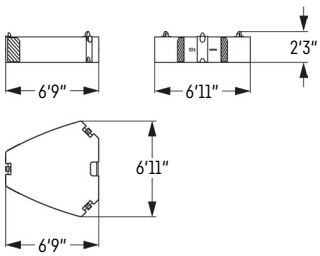

Counterweight slab		
VarioTray (4x)	lbs	22,000
Standard (8x)		

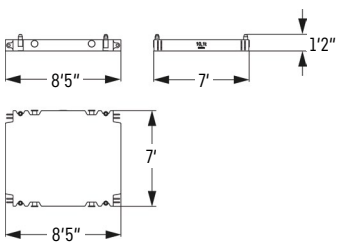

Counterweight slab for optional VarioTray connection		
VarioTray (4x)	lbs	22,250
Standard (0x)		

Boom combinations

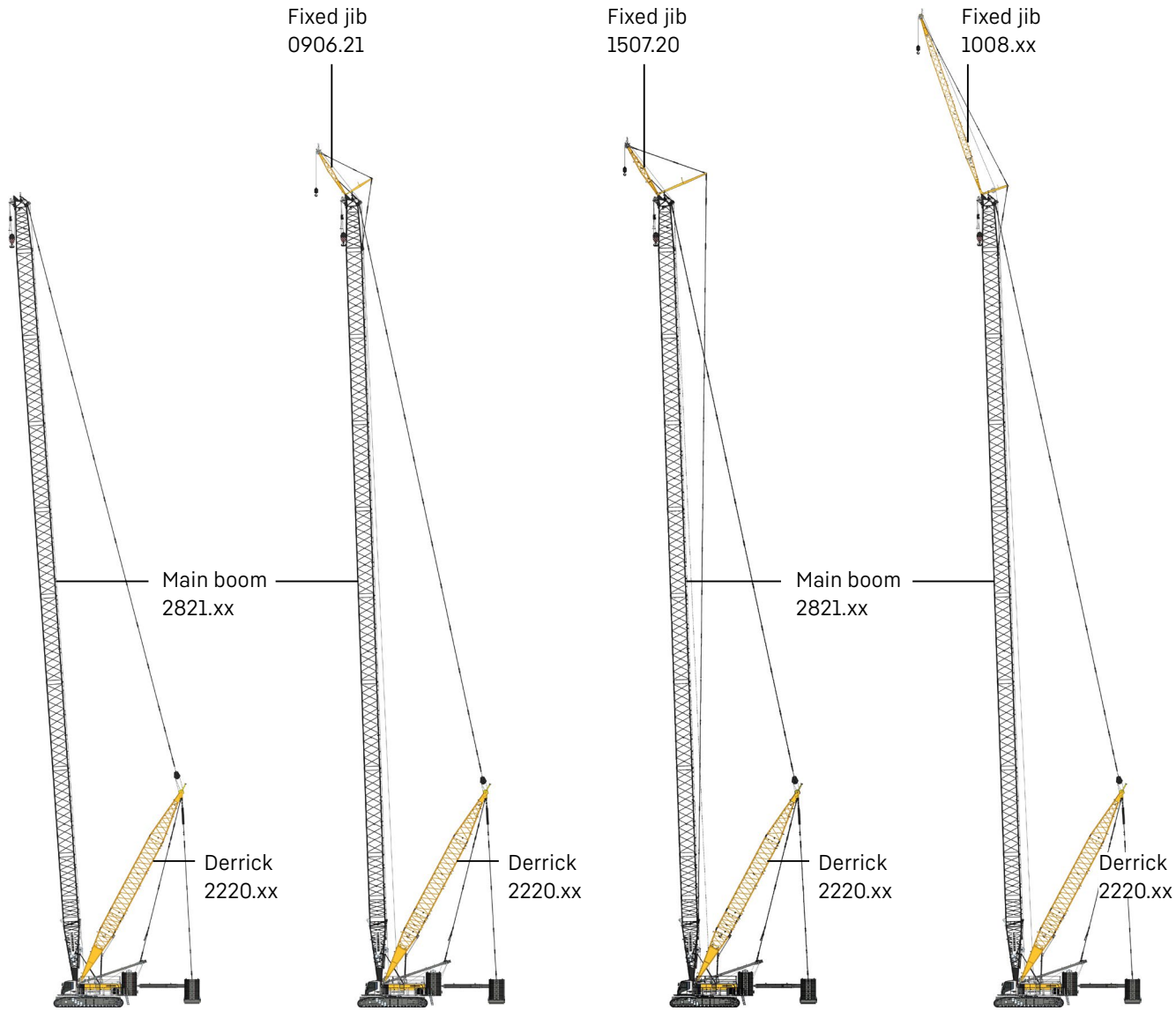

Main boom		
Mode 6		
Max. length		
2821.xx	ft	361

Further information on page 12.

Main boom + fixed jib		
Mode 8		
Max. combination		
2821.xx	ft	361
0906.21	ft	23
Total length	ft	384

Further information on page 28.

Main boom + fixed jib		
Mode 8		
Max. combination		
2821.xx	ft	361
1507.20	ft	26
Total length	ft	387

Further information on page 26.

Main boom + fixed jib		
Mode 8		
Max. combination		
2821.xx	ft	361
1008.xx	ft	85
Total length	ft	446

Further information on page 34.

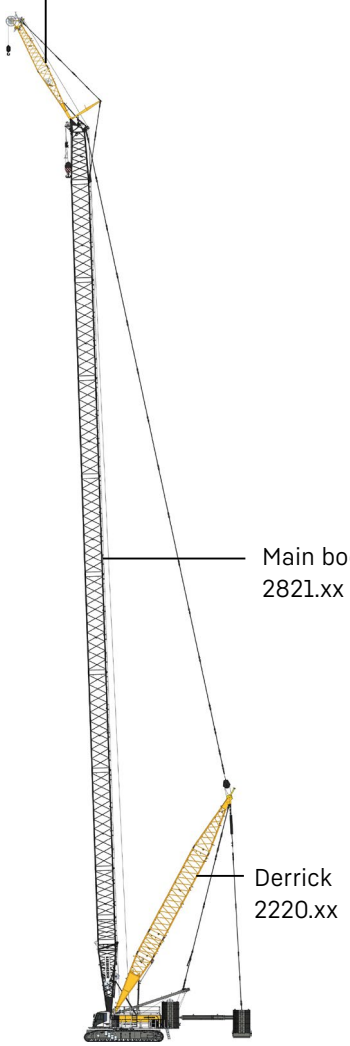

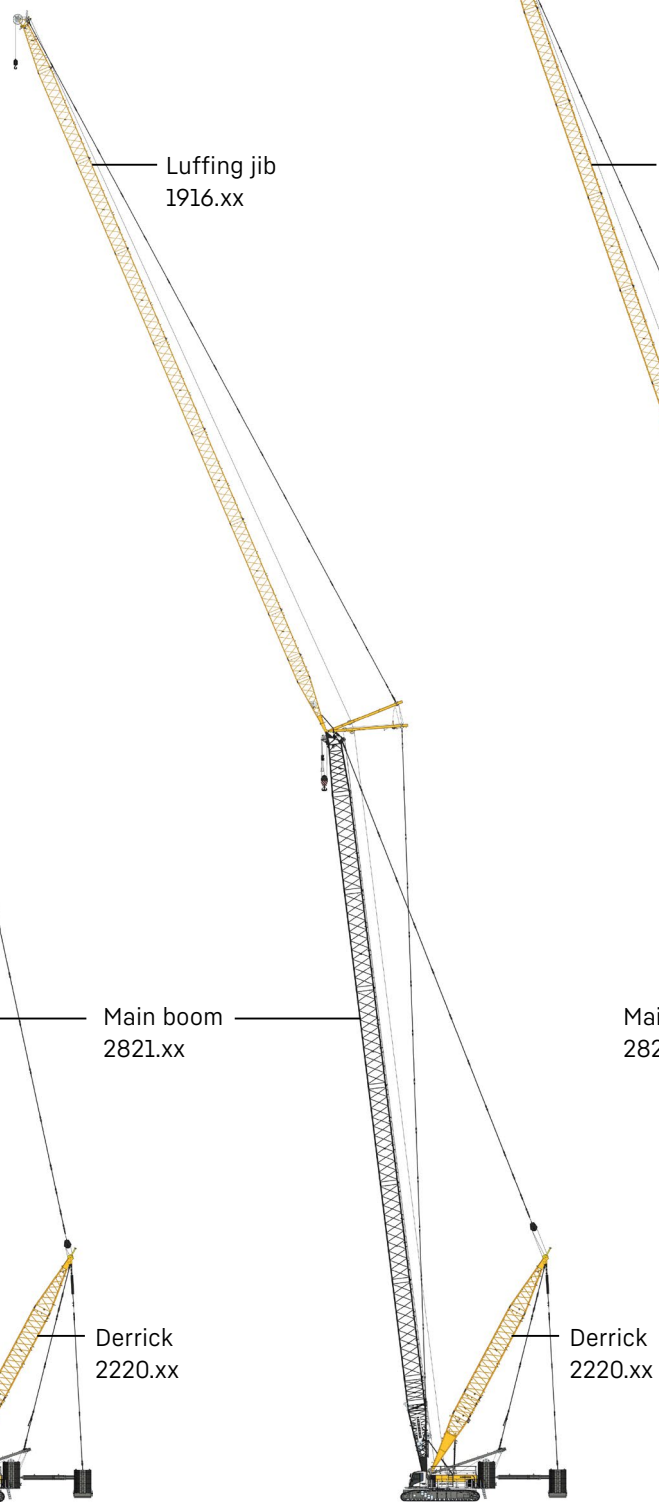

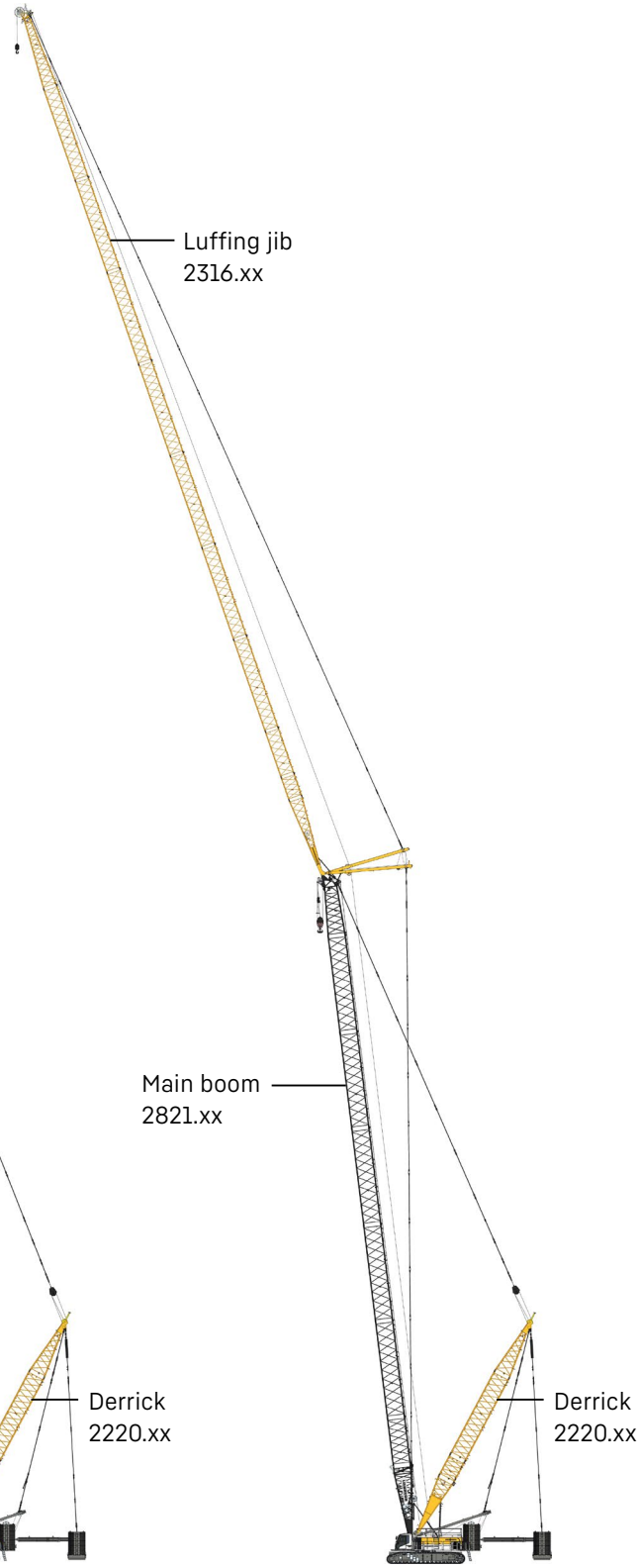

Main boom + fixed jib

Mode 8			
Max. combination			
2821.xx	ft	331	361
1713.xx	ft	115	46
Total length	ft	446	407

Further information on page 30.

Main boom + luffing jib

Mode 9			
Max. combination			
2821.xx	ft	302	
1916.xx	ft	312	
Total length	ft	614	

Further information on page 20.

Main boom + luffing jib

Mode 9			
Max. combination			
2821.xx	ft	272	282
2316.xx	ft	371	322
Total length	ft	643	604

Further information on page 14.

Main boom 2821.xx (134-361 ft)

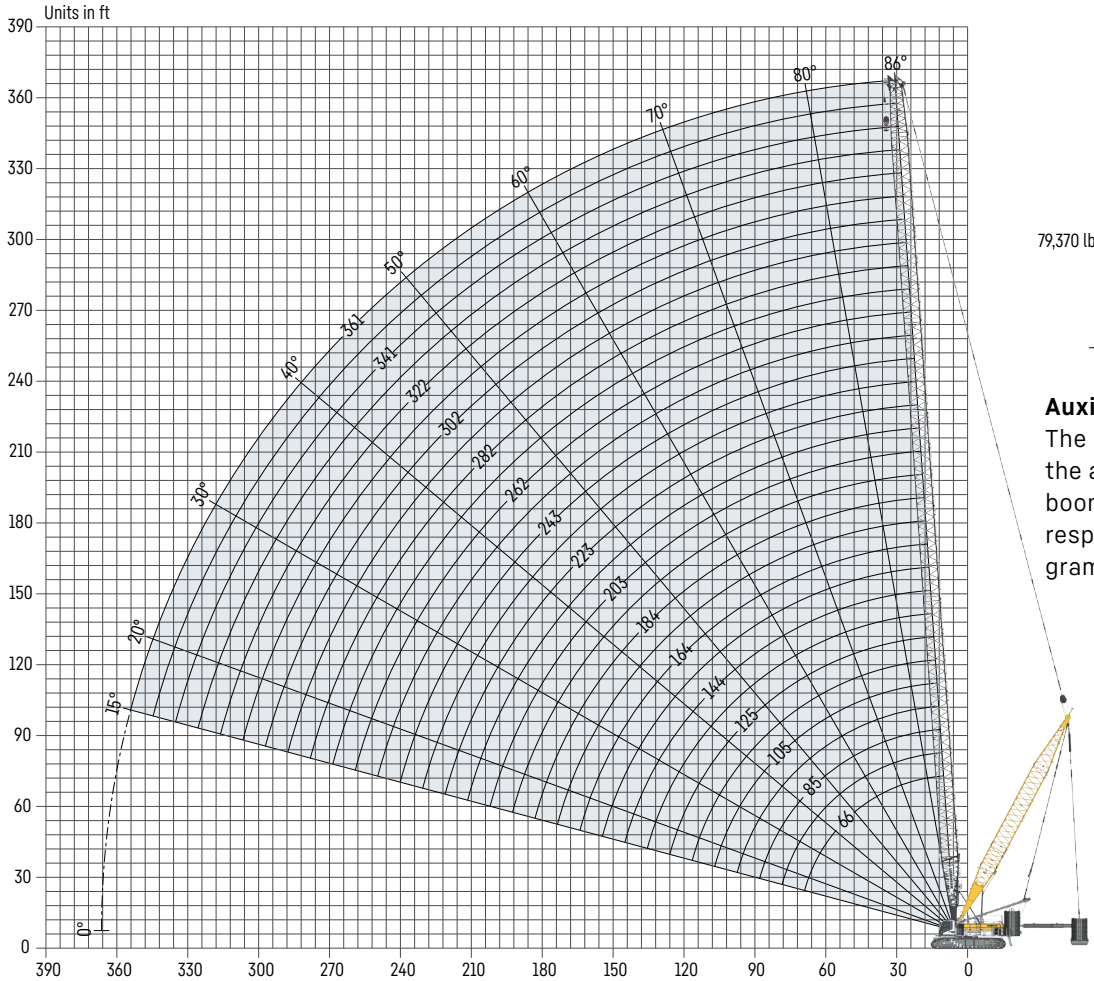

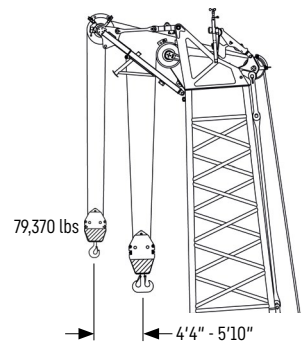

Auxiliary jib 79,370 lbs (option)
The maximum capacity of the auxiliary jib for the main boom is 79,370 lbs. The corresponding load chart is programmed in the LML system.

Main boom configuration 2821.xx

Boom section	**Amount of boom sections**											
Boom foot 33 ft	1	1	1	**1**	1	1	1	**1**	1	1	1	**1**
Boom section 10 ft		1		**1**		1		**1**		1		**1**
Boom section 20 ft			1	**1**			1	**1**			1	**1**
Boom section 40 ft	2	2	2	**2**	3	3	3	**3**	4	4	4	**4**
Boom head 23 ft	1	1	1	**1**	1	1	1	**1**	1	1	1	**1**
Boom length [ft]	**134**	**144**	**154**	**164**	**174**	**184**	**194**	**203**	**213**	**223**	**233**	**243**
Auxiliary jib	✓	✓	✓	✓	✓	✓	✓	✓	✓	✓	✓	✓
Boom foot 33 ft	1	1	1	**1**	1	1	1	**1**	1	1	1	**1**
Boom section 10 ft		1		**1**		1		**1**		1		**1**
Boom section 20 ft			1	**1**			1	**1**			1	**1**
Boom section 40 ft	5	5	5	**5**	6	6	6	**6**	7	7	7	**7**
Boom head 23 ft	1	1	1	**1**	1	1	1	**1**	1	1	1	**1**
Boom length [ft]	**253**	**262**	**272**	**282**	**292**	**302**	**312**	**322**	**331**	**341**	**351**	**361**
Auxiliary jib	✓	✓	✓	✓	✓	✓	✓	✓	✓	✓	✓	✓

Actual lengths of boom sections are metric (e.g. 3 m, 6 m). The figures shown above are approximate conversions to feet.

Load capacities with main boom

Load capacity in 1000 lbs

Radius [ft]	Boom length [ft]											
	135	154	174	194	213	233	253	272	292	312	331	361
18.89	662.4											
30	662.4	591.0	524.6	461.9	405.6	357.4	314.7	274.3	238.0			
40	605.9	583.7	519.2	455.2	401.4	355.0	314.7	274.3	238.0	207.8	182.3	151.0
50	465.0	463.8	462.7	445.7	399.7	354.7	314.7	274.3	238.0	207.8	182.3	151.0
55	415.7	414.4	413.3	411.8	392.4	354.5	314.7	274.3	238.0	207.8	182.3	151.0
60	386.7	374.5	373.4	371.8	370.5	346.8	314.4	274.3	238.0	207.8	182.3	151.0
65	352.2	351.1	339.9	338.4	337.0	335.4	307.3	273.2	238.0	207.8	182.3	151.0
70	323.1	322.0	320.9	310.1	308.8	307.1	301.0	269.0	237.3	207.8	182.3	151.0
75	298.2	297.0	296.0	286.0	284.6	283.0	281.5	265.3	236.0	207.8	182.3	151.0
80	276.7	275.5	274.5	273.1	263.4	261.8	260.3	258.6	234.8	207.8	182.3	151.0
85	257.9	256.7	255.7	254.3	253.0	243.6	242.1	240.4	233.7	207.8	182.3	151.0
90	241.0	239.8	238.8	237.4	236.1	234.5	226.1	224.3	222.8	207.8	182.3	151.0
95	226.3	225.2	224.2	222.7	221.5	219.9	211.5	209.8	208.2	206.4	182.3	151.0
100	212.9	211.8	210.7	209.3	208.0	206.5	205.0	196.8	195.4	193.8	182.3	151.0
105	200.8	199.7	198.7	197.3	196.0	194.7	193.3	191.6	183.8	182.1	180.4	151.0
110	190.2	189.0	188.1	186.6	185.4	183.8	182.4	180.7	179.2	171.5	169.8	151.0
115	180.0	179.1	178.1	176.7	175.4	173.9	172.4	170.8	169.2	162.2	160.6	151.0
120	168.6	170.0	169.0	167.6	166.4	164.8	163.7	162.1	160.5	158.8	151.8	149.0
125	158.1	162.0	161.0	159.6	158.4	156.8	155.4	153.7	152.2	150.5	148.9	141.0
130	147.6	154.3	153.3	152.0	150.7	149.2	147.7	146.1	144.5	142.8	141.2	133.5
135	136.9	147.2	146.3	144.9	143.6	142.1	140.7	139.0	137.5	135.8	134.2	131.6
145		132.2	133.6	132.2	131.3	129.8	128.4	126.7	125.2	123.5	121.9	119.2
155		115.6	122.8	121.5	120.3	118.8	117.4	115.8	114.2	112.5	110.9	108.2
170			105.8	107.5	106.3	104.8	103.5	101.8	100.3	99.0	97.4	94.6
180				99.4	98.6	97.1	95.8	94.2	92.6	91.0	89.4	86.6
190				90.6	91.4	89.9	88.6	87.0	85.5	83.8	82.2	79.5
200					84.9	83.5	82.2	80.6	79.1	77.4	75.8	73.1
210					78.0	77.6	76.4	74.8	73.3	71.6	70.1	67.4
220						72.3	71.1	69.5	68.0	66.4	65.0	62.3
230						67.0	66.2	64.8	63.4	61.7	60.2	57.5
240							61.8	60.3	58.9	57.3	55.7	53.1
250							57.6	56.2	54.8	53.2	51.7	49.0
260								52.4	51.1	49.4	47.9	45.3
275									45.9	44.4	42.9	40.2
285									42.8	41.2	39.8	37.2
305										35.6	34.2	32.2
325											29.5	27.1
340												23.7
355												20.6

Carbody counterweight: 126,100 lbs with 3.9 ft flat track pads
Rear counterweight: 163,200/229,300/273,400 lbs
Suspended counterweight: 4,400-264,600 lbs / radius 40-51.8 ft

TLT 14168081/0. Above load charts are for reference only. For actual lift duty please refer to load chart in operator's cabin or manual. Otherwise we recommend you to plan your lifting job using Crane Planner 2.0.

Crane Planner 2.0

Luffing jib 2316.xx (66-371 ft)

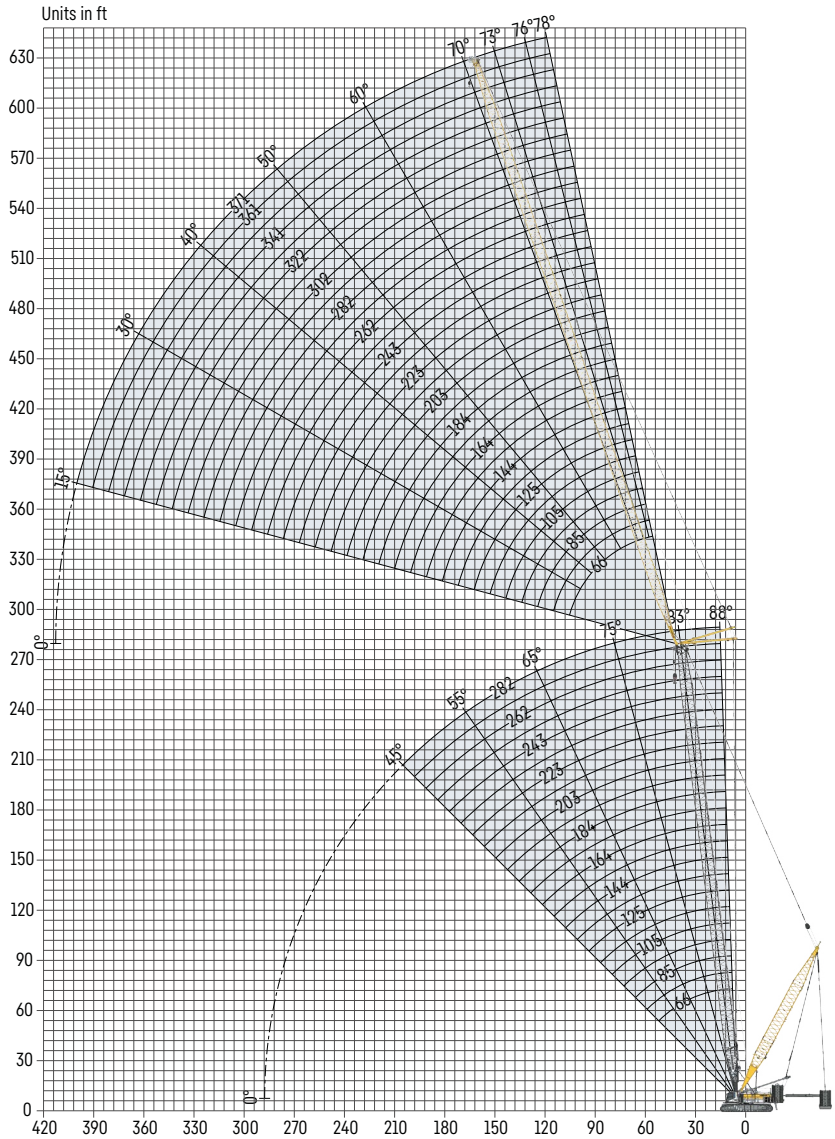

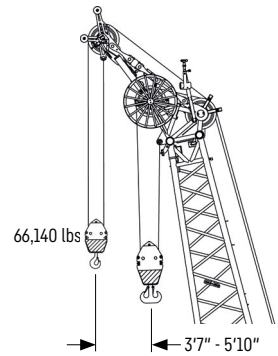

Auxiliary jib 66,140 lbs (option)
The maximum capacity of the auxiliary jib for the luffing jib is 66,140 lbs.

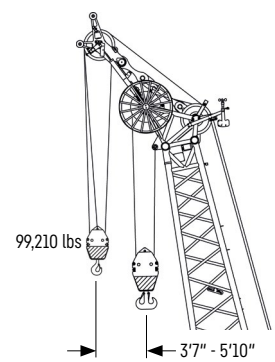

Auxiliary jib 99,210 lbs (option)
The maximum capacity of the auxiliary jib for the luffing jib is 99,210 lbs.

Jib configuration 2316.xx

Jib section	Amount of jib sections															
Jib foot 33 ft	1	1	1	1	1	1	1	**1**	1	1	1	**1**	1	1	1	**1**
Jib section 10 ft		1		1		1		**1**		1		**1**		1		**1**
Jib section 20 ft			1	1			1	**1**			1	**1**			1	**1**
Jib section 40 ft					1	1	1	**1**	2	2	2	**2**	3	3	3	**3**
Jib head 33 ft	1	1	1	1	1	1	1	**1**	1	1	1	**1**	1	1	1	**1**
Jib length [ft]	**66**	**76**	**85**	**95**	**105**	**115**	**125**	**134**	**144**	**154**	**164**	**174**	**184**	**194**	**203**	**213**
Auxiliary jib	✓	✓	✓	✓	✓	✓	✓	✓	✓	✓	✓	✓	✓	✓	✓	✓
Jib foot 33 ft	1	1	1	**1**	1	1	1	**1**	1	1	1	**1**	1	1	1	**1**
Jib section 10 ft		1		**1**		1		**1**		1		**1**		1		**1**
Jib section 20 ft			1	**1**			1	**1**			1	**1**			1	**1**
Jib section 40 ft	4	4	4	**4**	5	5	5	**5**	6	6	6	**6**	7	7	7	**7**
Jib head 33 ft	1	1	1	**1**	1	1	1	**1**	1	1	1	**1**	1	1	1	**1**
Jib length [ft]	**223**	**233**	**243**	**253**	**262**	**272**	**282**	**292**	**302**	**312**	**322**	**331**	**341**	**351**	**361**	**371**
Auxiliary jib	✓	✓	✓	✓	✓	✓	✓	✓	✓	✓	✓	✓	✓	✓	✓	

Actual lengths of jib sections are metric (e.g. 3 m, 6 m). The figures shown above are approximate conversions to feet.

Maximum load capacity in 1000 lbs

Jib length [ft]	Main boom [ft]															
	135	144	154	164	174	184	194	203	213	223	233	243	253	262	272	282
66	258.0	258.0	258.0	258.0	258.0	258.0	258.0	246.4								
75	258.0	258.0	258.0	258.0	258.0	254.7	240.6	226.0	212.6	198.7	189.0	180.7				
85	258.0	258.0	258.0	258.0	250.6	240.7	223.4	209.3	196.0	186.9	179.1	168.9	158.3	149.6	140.1	132.5
95	258.0	255.3	249.5	241.4	226.9	218.1	205.7	192.6	184.6	177.2	163.7	156.9	148.2	139.4	131.6	123.9
105	249.0	240.1	231.2	224.3	211.9	201.8	189.2	178.9	170.4	165.4	155.4	147.0	138.2	131.1	123.3	117.1
115	226.9	220.1	212.1	204.4	195.1	184.3	175.0	164.8	158.5	153.6	145.3	136.7	129.5	122.2	115.9	109.4
125	212.4	204.6	194.1	188.4	178.6	170.6	161.0	153.2	146.1	143.7	135.2	128.2	120.9	115.0	108.5	103.2
135	194.0	186.5	178.7	170.7	164.7	157.3	149.4	141.4	135.7	132.6	125.9	119.3	113.5	107.4	99.2	97.1
144	179.0	171.9	163.3	156.4	151.0	146.5	137.7	131.7	125.4	123.6	117.0	112.0	106.1	101.2	96.3	92.3
154	163.0	156.6	151.0	144.3	139.4	133.5	128.0	121.7	117.3	114.9	109.8	104.3	99.2	94.2	90.3	86.0
164	150.6	144.2	138.6	134.9	129.0	124.0	118.3	113.6	109.3	108.1	102.6	98.1	92.8	88.6	84.3	80.8
174	137.1	131.7	128.2	124.2	119.6	114.2	110.0	105.0	99.2	99.2	95.8	91.3	87.3	83.0	79.5	75.7
184	126.2	121.8	118.1	115.2	110.2	106.1	101.7	98.1	95.2	93.5	89.2	85.8	81.8	78.5	74.7	71.5
194	115.3	111.4	109.0	105.4	99.2	97.8	94.6	90.8	89.0	86.5	83.4	79.8	66.4	66.4	66.4	66.4
203	106.5	103.1	99.9	97.6	94.0	91.1	87.6	85.0	82.7	80.9	77.6	74.9	66.4	66.4	65.9	63.4
213	97.7	94.6	92.2	88.9	87.0	84.2	81.8	78.7	66.4	66.4	66.4	66.4	66.4	64.1	61.9	59.3
223	90.5	87.8	85.0	82.8	80.1	78.7	75.9	73.7	66.4	66.4	66.3	64.1	61.7	60.1	57.8	56.0
233	83.2	80.8	78.9	76.3	66.4	66.4	66.4	66.4	66.4	64.0	62.0	59.7	57.8	55.9	54.2	52.2
243	77.2	75.0	72.8	71.4	66.4	66.4	65.6	64.3	61.8	59.8	57.7	56.1	54.0	52.5	50.7	49.2
253	66.4	66.4	66.4	65.4	64.2	62.4	60.9	59.2	57.6	55.6	54.1	52.1	50.6	48.8	47.2	45.5
262	65.5	63.9	62.2	60.9	59.6	58.6	56.6	55.0	53.5	52.3	50.4	49.0	47.3	45.9	44.3	43.1
272	60.4	59.2	58.1	56.5	55.6	54.1	52.8	51.1	49.9	48.3	47.2	45.9	44.5	43.0	41.8	40.4
282	56.3	55.3	54.0	52.9	51.6	50.5	49.1	48.0	46.6	45.5	44.4	43.5	42.0	40.8	39.4	38.2
292	51.3	50.6	50.0	48.7	48.0	46.7	45.8	44.5	43.6	42.5	41.5	40.2	39.2	37.8	36.7	35.4
302	47.3	46.7	45.9	45.3	44.4	43.6	42.5	41.6	40.7	40.1	38.6	37.5	36.3	35.3	34.1	33.1
312	43.0	42.6	42.2	41.3	41.0	40.2	39.6	38.6	38.0	37.2	36.3	35.2	34.2	33.1	32.1	30.9
322	39.5	39.2	38.6	38.2	37.7	37.4	36.7	36.1	35.4	34.8	34.0	33.3	32.2	31.3	30.1	29.2
331	35.9	35.6	35.5	34.8	34.7	34.0	33.7	32.9	32.6	31.8	31.4	30.6	29.9	29.0	28.2	
341	33.0	32.8	32.4	32.1	31.6	31.2	30.7	30.2	29.8	29.4	28.8	28.4	27.7	27.1	26.4	
351	29.6	29.4	29.4	28.9	28.8	28.1	28.0	27.3	27.1	26.5	26.3	25.6	25.3	24.5	24.0	
361	27.0	26.7	26.4	26.2	25.9	25.6	25.3	25.0	24.5	24.2	23.7	23.4	22.8	22.4	22.0	
371	24.9	24.7	24.4	24.3	23.9	23.6	23.3	23.0	22.6	22.2	21.7	21.3	20.9	20.5	20.1	

Maximum pulley height in ft

Jib length [ft]	Main boom [ft]															
	135	144	154	164	174	184	194	203	213	223	233	243	253	262	272	282
66	207.8	217.7	227.5	237.3	247.2	257.0	266.8	276.7								
75	217.5	227.3	237.1	247.0	256.8	266.6	276.5	286.3	296.1	306.0	315.8	325.7				
85	227.1	236.9	246.8	256.6	266.4	276.3	286.1	295.9	305.8	315.6	325.4	335.3	345.1	355.0	364.8	374.6
95	236.7	246.5	256.4	266.2	276.1	285.9	295.7	305.6	315.4	325.2	335.1	344.9	354.7	364.6	374.4	384.3
105	246.3	256.2	266.0	275.8	285.7	295.5	305.4	315.2	325.0	334.9	344.7	354.5	364.4	374.2	384.0	393.9
115	256.0	265.8	275.6	285.5	295.3	305.1	315.0	324.8	334.7	344.5	354.3	364.2	374.0	383.8	393.7	403.5
125	265.6	275.4	285.3	295.1	304.9	314.8	324.6	334.4	344.3	354.1	364.0	373.8	383.6	393.5	403.3	413.1
135	275.2	285.1	294.9	304.7	314.6	324.4	334.2	344.1	353.9	363.7	373.6	383.4	393.3	403.1	412.9	422.8
144	284.8	294.7	304.5	314.4	324.2	334.0	343.9	353.7	363.5	373.4	383.2	393.0	402.9	412.7	422.6	432.4
154	294.5	304.3	314.1	324.0	333.8	343.7	353.5	363.3	373.2	383.0	392.8	402.7	412.5	422.3	432.2	442.0
164	304.1	313.9	323.8	333.6	343.4	353.3	363.1	373.0	382.8	392.6	402.5	412.3	422.1	432.0	441.8	451.6
174	313.7	323.6	333.4	343.2	353.1	362.9	372.7	382.6	392.4	402.3	412.1	421.9	431.8	441.6	451.4	461.3
184	323.4	333.2	343.0	352.9	362.7	372.5	382.4	392.2	402.0	411.9	421.7	431.6	441.4	451.2	461.1	470.9
194	333.0	342.8	352.7	362.5	372.3	382.2	392.0	401.8	411.7	421.5	431.3	441.2	451.0	460.9	470.7	480.5
203	342.6	352.4	362.3	372.1	382.0	391.8	401.6	411.5	421.3	431.1	441.0	450.8	460.6	470.5	480.3	490.2
213	352.2	362.1	371.9	381.7	391.6	401.4	411.3	421.1	430.9	440.8	450.6	460.4	470.3	480.1	489.9	499.8
223	361.9	371.7	381.5	391.4	401.2	411.0	420.9	430.7	440.6	450.4	460.2	470.1	479.9	489.7	499.6	509.4
233	371.5	381.3	391.2	401.0	410.8	420.7	430.5	440.3	450.2	460.0	469.9	479.7	489.5	499.4	509.2	519.0
243	381.1	391.0	400.8	410.6	420.5	430.3	440.1	450.0	459.8	469.6	479.5	489.3	499.2	509.0	518.8	528.7
253	390.7	400.6	410.4	420.3	430.1	439.9	449.8	459.6	469.4	479.3	489.1	498.9	508.8	518.6	528.5	538.3
262	400.4	410.2	420.0	429.9	439.7	449.6	459.4	469.2	479.1	488.9	498.7	508.6	518.4	528.2	538.1	547.9
272	410.0	419.8	429.7	439.5	449.3	459.2	469.0	478.9	488.7	498.5	508.4	518.2	528.0	537.9	547.7	557.5
282	419.6	429.5	439.3	449.1	459.0	468.8	478.6	488.5	498.3	508.2	518.0	527.8	537.7	547.5	557.3	567.2
292	429.3	439.1	448.9	458.8	468.6	478.4	488.3	498.1	507.9	517.8	527.6	537.5	547.3	557.1	567.0	576.8
302	438.9	448.7	458.6	468.4	478.2	488.1	497.9	507.7	517.6	527.4	537.2	547.1	556.9	566.8	576.6	586.4
312	448.5	458.3	468.2	478.0	487.9	497.7	507.5	517.4	527.2	537.0	546.9	556.7	566.5	576.4	586.2	596.1
322	458.1	468.0	477.8	487.6	497.5	507.3	517.2	527.0	536.8	546.7	556.5	566.3	576.2	586.0	595.8	605.7
331	467.8	477.6	487.4	497.3	507.1	516.9	526.8	536.6	546.5	556.3	566.1	576.0	585.8	595.6	605.5	
341	477.4	487.2	497.1	506.9	516.7	526.6	536.4	546.2	556.1	565.9	575.8	585.6	595.4	605.3	615.1	
351	487.0	496.9	506.7	516.5	526.4	536.2	546.0	555.9	565.7	575.5	585.4	595.2	605.1	614.9	624.7	
361	496.6	506.5	516.3	526.2	536.0	545.8	555.7	565.5	575.3	585.2	595.0	604.8	614.7	624.5	634.4	
371	506.3	516.1	525.9	535.8	545.6	555.5	565.3	575.1	585.0	594.8	604.6	614.5	624.3	634.1	644.0	

Load capacities with luffing jib

Load capacity in 1000 lbs with 135 ft main boom [88/83/75/65°]

Radius [ft]	Jib length 66 ft				Jib length 125 ft				Jib length 184 ft			
	88 °	83 °	75 °	65 °	88 °	83 °	75 °	65 °	88 °	83 °	75 °	65 °
28.71	258.0											
50	247.7	258.0			207.0							
55	218.4	258.0			197.2				126.2			
65	168.2	227.2			173.5	202.3			123.6			
75	122.4	179.8	258.0		145.9	179.8			118.8			
85		137.1	220.8		125.5	150.0			113.5	124.0		
100			160.6		101.9	119.8	153.6		97.6	114.5		
105			138.1		95.5	112.3	147.8		93.9	106.7		
110				187.7	88.8	105.2	135.6		88.7	100.1		
115				178.7	82.9	99.2	127.4		83.7	95.7		
120				169.3	77.1	92.7	118.0		79.1	90.7		
125				153.4	70.5	87.0	110.6		75.1	85.5	99.8	
130					63.8	81.7	104.0		71.6	80.8	99.3	
140						68.6	92.7	117.2	65.4	73.0	89.0	
145						61.8	87.7	114.3	62.0	69.9	84.7	
160							70.4	95.8	53.1	60.8	72.1	
175								81.1	44.9	53.0	63.6	74.8
185								71.0	38.9	47.4	58.2	70.8
190									35.8	44.5	55.8	67.4
200										38.4	51.0	62.4
220											40.1	52.8
240												43.9

Radius [ft]	Jib length 243 ft				Jib length 302 ft				Jib length 371 ft			
	88 °	83 °	75 °	65 °	88 °	83 °	75 °	65 °	88 °	83 °	75 °	65 °
70	77.2											
80	75.4				47.3							
90	73.6				46.5							
95	72.6				45.6				24.9			
100	71.9	75.5			45.0				24.9			
120	67.3	72.4			42.0	43.2			22.8			
140	61.7	66.4			39.5	40.8			21.0	21.6		
150	56.3	63.3	67.6		38.4	39.7			20.4	21.0		
175	46.0	50.6	60.0		35.7	37.3	37.0		18.5	19.2		
205	35.5	40.1	46.7		32.3	34.0	35.2		16.9	17.5	17.7	
210	34.1	38.5	44.9	51.5	31.9	33.5	34.8		16.7	17.3	17.7	
245	23.1	28.8	34.7	40.9	24.6	27.8	32.0	31.8	15.3	15.7	16.1	
255		25.0	33.0	37.9	22.8	25.8	30.0	31.6	15.0	15.4	15.7	
260		23.1	31.4	36.6	21.9	24.9	28.9	31.3		15.2	15.5	
275			26.4	33.4	19.0	22.5	25.9	30.0			14.9	
280				33.1	17.7	21.5	25.0	29.7			14.8	14.3
300				27.6	12.8	16.7	21.7	25.7				14.1
305					11.6	15.5	20.6	24.8				14.0
310						14.3	19.6	23.9				13.8
315						13.0	18.5	23.1				
335							14.2	19.8				
355								16.3				

Carbody counterweight: 126,100 lbs with 3.9 ft flat track pads
Rear counterweight: 163,200/229,300/273,400 lbs
Suspended counterweight: 4,400-264,600 lbs / radius 40-51.8 ft

TLT 14168081/0. Above load charts are for reference only. For actual lift duty please refer to load chart in operator's cabin or manual. Otherwise we recommend you to plan your lifting job using Crane Planner 2.0.

Load capacities with luffing jib

Load capacity in 1000 lbs with 184 ft main boom [88/83/75/65°]

Radius [ft]	Jib length 66 ft				Jib length 125 ft				Jib length 184 ft			
	88 °	83 °	75 °	65 °	88 °	83 °	75 °	65 °	88 °	83 °	75 °	65 °
30.43	258.0											
40	258.0											
50	230.1				163.2							
55	210.9	258.0			158.4				104.6			
70	157.9	228.1			142.2	170.4			100.8			
75	133.9	206.0			137.4	168.4			98.2			
80		184.0			131.6	164.1			96.2			
90		144.3	228.5		117.2	146.7			91.6	105.7		
95		119.3	215.6		111.1	139.2			89.0	104.8		
105			188.7		98.5	120.8			85.0	101.4		
120			130.1		80.6	100.1	141.5		76.2	92.3		
130				147.8	67.4	89.1	122.5		71.2	84.9		
135				141.8	60.5	84.2	114.1		69.2	80.5		
140				136.1		77.7	107.7		66.4	76.6	98.5	
150				126.2		64.4	95.9		60.2	70.3	91.8	
160							85.8	114.0	54.6	64.7	82.4	
175							68.3	101.6	46.7	56.3	70.6	
190								86.5	37.7	48.6	62.4	
195								82.1		45.7	59.6	74.2
205								72.5		39.8	54.8	71.3
230											42.2	57.5
260												44.7

Radius [ft]	Jib length 243 ft				Jib length 302 ft				Jib length 371 ft			
	88 °	83 °	75 °	65 °	88 °	83 °	75 °	65 °	88 °	83 °	75 °	65 °
70	66.4											
80	65.8				43.6							
85	65.0				43.6							
95	62.9				42.7				23.6			
105	61.3	66.4			41.8				23.3			
125	56.7	65.1			39.4	40.5			21.5			
145	52.6	62.0			37.2	38.8			20.0	20.6		
165	48.3	55.8	62.5		35.5	36.8			18.6	19.5		
190	41.2	47.3	58.2		32.8	34.8	35.1		17.1	17.9		
215	33.7	38.9	47.5		30.7	32.9	33.8		16.0	16.7	16.7	
230	28.7	34.9	42.5	51.2	27.4	31.6	32.9		15.4	16.0	16.5	
250	22.3	29.2	36.6	45.9	23.6	27.3	31.8		14.7	15.2	15.6	
255		27.5	35.4	44.2	22.8	26.3	31.5		14.6	15.0	15.4	
265		24.0	33.4	41.2	21.3	24.6	29.9	30.1		14.7	15.1	
270			32.4	39.7	20.6	23.9	28.8	30.1		14.4	14.9	
290			26.1	34.6	16.0	20.7	25.0	29.4			14.3	
295				33.4	14.8	19.6	24.3	29.1			14.2	
305				32.1	12.4	17.2	22.8	28.1				13.5
320				28.3		13.7	20.2	25.4				13.3
330							18.2	23.9				13.1
345							15.2	21.8				
375								16.8				

Carbody counterweight: 126,100 lbs with 3.9 ft flat track pads
Rear counterweight: 163,200/229,300/273,400 lbs
Suspended counterweight: 4,400-264,600 lbs / radius 40-51.8 ft

TLT 14168081/0. Above load charts are for reference only. For actual lift duty please refer to load chart in operator's cabin or manual. Otherwise we recommend you to plan your lifting job using Crane Planner 2.0.

Load capacities with luffing jib

Load capacity in 1000 lbs with 233 ft main boom [88/83/75/65°]

Radius [ft]	Jib length 75 ft				Jib length 135 ft				Jib length 194 ft			
	88 °	83 °	75 °	65 °	88 °	83 °	75 °	65 °	88 °	83 °	75 °	65 °
34.19	184.4											
50	166.0				120.2							
60	152.1				113.7				80.3			
65	145.7	184.4			110.8				79.6			
80	126.9	164.8			100.0	121.6			74.8			
90	101.9	151.2			93.0	117.1			72.1			
100		136.8			86.4	110.4			68.0	80.6		
105		123.0	184.7		83.9	107.9			66.4	79.6		
110		107.9	175.4		80.4	103.5			65.0	78.3		
130			145.9		68.9	89.6	125.6		57.6	72.8		
140			122.9		60.7	81.7	119.9		54.6	69.4		
155				112.5		70.1	102.3		50.0	63.5	83.2	
165				104.8		59.7	92.8		47.1	60.4	82.4	
180				95.2			79.6		43.3	54.0	74.1	
190							70.4	85.8	39.2	50.3	67.6	
195							65.4	83.2	37.2	48.8	65.1	
205								78.5	32.7	44.6	60.2	
220								72.2		37.2	53.2	
225								70.3			51.3	66.6
235								66.7			47.3	63.5
255											38.1	55.2
295												39.8

Radius [ft]	Jib length 253 ft				Jib length 312 ft				Jib length 371 ft			
	88 °	83 °	75 °	65 °	88 °	83 °	75 °	65 °	88 °	83 °	75 °	65 °
75	53.7											
85	52.5				36.3							
100	50.1				35.3				21.7			
115	47.8	54.0			33.8				20.8			
135	44.1	52.1			32.0	34.3			19.3			
150	41.5	49.7			30.3	33.2			18.4	19.2		
180	36.6	45.0	52.3		27.7	30.6			16.7	17.8		
205	32.9	41.1	50.6		25.5	28.9	30.1		15.6	16.4		
230	29.3	34.9	44.8		23.7	27.2	28.9		14.5	15.4	15.6	
255	22.4	29.8	38.1	46.1	21.2	24.7	27.7		13.8	14.4	15.1	
260	21.0	28.3	36.8	45.9	20.8	24.0	27.5		13.6	14.3	14.9	
275		23.9	33.4	43.5	19.6	22.2	26.9			13.9	14.4	
280		22.3	32.9	42.0	19.2	21.7	26.5				14.3	
290			30.3	39.4	17.1	20.9	25.0	25.6			14.0	
310			24.6	34.1	12.6	17.9	22.4	25.2			13.3	
315				33.4	11.5	16.8	22.0	25.1				
325				32.0		14.7	21.1	24.9				12.6
335				29.7		12.4	19.8	24.2				12.6
350				26.2			17.1	22.2				12.4
355							16.1	21.8				12.1
370							13.2	20.5				
410								14.5				

Carbody counterweight: 126,100 lbs with 3.9 ft flat track pads
Rear counterweight: 163,200/229,300/273,400 lbs
Suspended counterweight: 4,400-264,600 lbs / radius 40-51.8 ft

TLT 14168081/0. Above load charts are for reference only. For actual lift duty please refer to load chart in operator's cabin or manual. Otherwise we recommend you to plan your lifting job using Crane Planner 2.0.

Load capacities with luffing jib

Load capacity in 1000 lbs with 282 ft main boom [88/83/75/65°]

Radius [ft]	Jib length 85 ft				Jib length 135 ft				Jib length 184 ft			
	88 °	83 °	75 °	65 °	88 °	83 °	75 °	65 °	88 °	83 °	75 °	65 °
37.96	128.6											
50	121.3				93.6							
55	116.8				91.8							
60	113.3				89.6				69.4			
70	104.4	130.2			85.0				67.4			
75	101.0	127.8			82.0				66.0			
85	92.8	120.7			77.7	94.6			63.2			
90	89.6	116.4			74.6	93.4			61.7			
100	84.6	109.0			69.4	89.0			58.4	69.4		
120		94.5	132.5		60.4	79.1			52.4	65.8		
125		90.9	131.1		58.4	76.8			50.8	64.3		
145			117.9		52.0	67.1	96.6		45.8	58.7		
160			104.2			60.9	91.1		42.2	54.9		
165						58.8	89.0		41.1	53.6	71.3	
170						56.7	87.2		40.2	51.9	71.0	
180				86.0			81.8		38.3	48.9	69.1	
195				78.4			74.1		35.5	45.1	66.0	
210				71.8			62.0	68.4		40.6	61.9	
220								65.1		37.4	57.1	
235								60.1			51.3	57.0
255								54.2			42.4	51.4
305												40.6

Radius [ft]	Jib length 233 ft				Jib length 282 ft				Jib length 322 ft			
	88 °	83 °	75 °	65 °	88 °	83 °	75 °	65 °	88 °	83 °	75 °	65 °
70	50.9											
75	50.8											
80	49.9				38.2							
90	48.2				37.3				29.2			
115	43.2	51.3			34.6				27.8			
130	40.5	49.8			32.9	37.8			26.5			
140	38.6	48.2			31.6	37.4			26.0	28.3		
160	35.0	45.0			29.7	35.3			24.1	27.4		
185	32.4	40.2	52.1		26.5	33.2			22.4	25.6		
205	29.2	37.0	50.7		24.7	31.0	36.1		20.9	24.5		
220	27.0	34.5	48.6		23.3	29.6	35.6		19.9	23.4	24.7	
245	21.9	31.2	44.0		21.5	27.3	34.0		18.3	22.0	24.2	
265		26.0	38.5	45.5	19.5	25.6	32.9		16.9	20.7	23.2	
290			32.1	40.2	15.3	22.4	29.6		15.5	19.1	22.3	
295			30.7	39.2		21.3	28.9	32.2	14.8	18.8	22.1	
305			28.2	37.4		19.0	27.6	32.1	13.2	18.3	21.5	
315				35.7		16.7	26.5	31.8	11.6	17.7	20.8	21.4
330				33.4			23.8	30.8	9.1	14.9	19.9	21.4
355				29.8			18.1	27.3		10.0	18.3	20.6
390								22.1			12.2	18.8
400								20.2				18.4
440												13.1

Carbody counterweight: 126,100 lbs with 3.9 ft flat track pads
Rear counterweight: 163,200/229,300/273,400 lbs
Suspended counterweight: 4,400-264,600 lbs / radius 40-51.8 ft

TLT 14168081/0. Above load charts are for reference only. For actual lift duty please refer to load chart in operator's cabin or manual. Otherwise we recommend you to plan your lifting job using Crane Planner 2.0.

Luffing jib 1916.xx (66-312 ft)

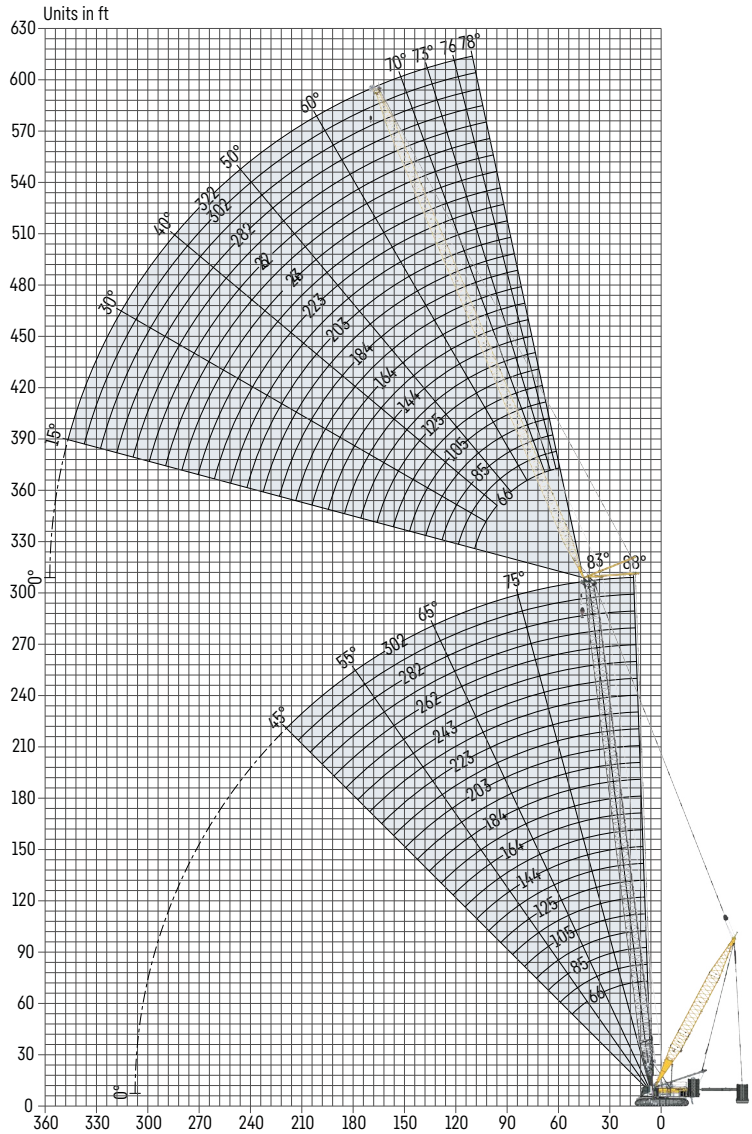

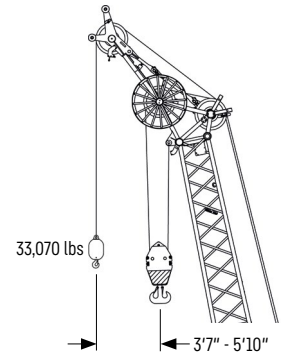

Auxiliary jib 33,070 lbs (option)
The maximum capacity of the auxiliary jib for the luffing jib is 33,070 lbs.

Jib configuration 1916.xx

Jib section	Amount of jib sections												
Jib foot 23 ft	1	1	1	1	1	**1**	1	1	1	**1**	1	1	1
Jib section 10 ft		1		1		**1**		1		**1**		1	
Jib section 20 ft	1	1			1	**1**			1	**1**			1
Jib section 40 ft			1	1	1	**1**	2	2	2	**2**	3	3	3
Jib head 23 ft	1	1	1	1	1	**1**	1	1	1	**1**	1	1	1
Jib length [ft]	**66**	**76**	**85**	**95**	**105**	**115**	**125**	**134**	**144**	**154**	**164**	**174**	**184**
Auxiliary jib	✓	✓	✓	✓	✓	✓	✓	✓	✓	✓	✓	✓	✓
Jib foot 23 ft	**1**	1	1	1	**1**	1	1	1	**1**	1	1	1	**1**
Jib section 10 ft	**1**		1		**1**		1		**1**		1		**1**
Jib section 20 ft	**1**			1	**1**			1	**1**			1	**1**
Jib section 40 ft	**3**	4	4	4	**4**	5	5	5	**5**	6	6	6	**6**
Jib head 23 ft	**1**	1	1	1	**1**	1	1	1	**1**	1	1	1	**1**
Jib length [ft]	**194**	**203**	**213**	**223**	**233**	**243**	**253**	**262**	**272**	**282**	**292**	**302**	**312**
Auxiliary jib	✓	✓	✓	✓	✓	✓	✓	✓	✓	✓	✓	✓	

Actual lengths of jib sections are metric (e.g. 3 m, 6 m). The figures shown above are approximate conversions to feet.

Maximum load capacity in 1000 lbs

Jib length [ft]	Main boom [ft]																	
	135	144	154	164	174	184	194	203	213	223	233	243	253	262	272	282	292	302
66	195.4	195.4	195.4	195.4	193.8	191.1	184.9	179.9	174.0	170.4	163.7	161.2	155.3	150.7	144.3			
75	184.4	183.2	181.2	179.2	176.2	173.1	168.8	164.5	159.6	154.8	151.0	147.3	142.9	138.4	131.6	128.7	123.7	118.7
85	171.2	169.9	167.0	164.6	161.2	158.4	154.9	152.0	147.5	144.1	139.0	135.8	131.7	128.3	123.9	120.5	115.5	111.5
95	154.9	153.3	150.9	148.6	146.0	143.4	140.5	137.6	134.4	131.3	127.4	123.9	120.0	117.0	113.8	110.5	106.9	103.3
105	142.2	140.4	137.9	135.8	133.5	131.5	128.5	126.1	123.2	120.8	117.5	115.0	111.3	108.3	104.9	102.3	99.1	96.4
115	126.3	124.9	123.2	121.6	119.8	118.0	115.9	113.8	111.7	109.6	107.3	105.0	102.3	99.6	96.6	93.9	91.0	88.2
125	114.3	113.0	111.5	110.3	108.6	107.3	105.5	104.1	102.2	100.6	98.5	96.8	94.4	92.6	89.8	87.5	84.9	82.7
135	103.6	102.4	101.2	100.0	98.7	97.4	95.2	94.0	92.4	90.8	89.3	87.7	86.0	84.4	82.3	80.3	78.2	76.1
144	94.8	93.7	92.5	91.6	90.3	89.2	87.3	86.2	84.7	83.5	82.1	80.9	79.2	77.7	75.9	74.4	72.4	70.8
154	85.7	84.8	83.9	83.0	82.0	80.9	79.8	78.8	77.6	76.4	75.2	74.1	72.7	71.3	69.9	68.4	66.8	65.2
164	79.0	78.2	77.2	76.5	75.4	74.6	73.6	72.7	71.6	70.7	69.4	68.5	67.2	66.1	64.7	63.6	62.0	60.7
174	71.6	71.0	70.2	69.5	68.7	67.9	66.4	65.7	64.8	64.0	63.0	62.2	61.1	60.0	59.0	58.0	56.8	55.5
184	65.7	65.1	64.4	63.8	63.0	62.5	61.1	60.5	59.7	59.0	58.1	57.4	56.4	55.5	54.6	53.9	52.6	51.5
194	59.0	58.4	57.8	57.3	56.7	56.2	55.6	55.0	54.3	53.7	53.0	52.4	51.5	50.7	49.9	49.2	48.2	47.2
203	53.7	53.4	52.8	52.4	51.9	51.5	50.9	50.4	49.8	49.3	48.7	48.3	47.4	46.8	46.0	45.4	44.5	43.8
213	49.2	48.9	48.5	48.0	47.6	47.1	46.7	46.2	45.7	45.2	44.7	44.2	43.5	42.9	42.3	41.6	40.9	40.2
223	45.6	45.4	44.8	44.4	44.0	43.6	43.2	42.9	42.3	41.8	41.3	40.9	40.2	39.7	39.1	38.6	37.9	37.3
233	41.2	41.0	40.6	40.3	39.9	39.5	39.1	38.8	38.3	37.9	37.5	37.1	36.6	36.1	35.6	35.0	34.5	33.9
243	37.7	37.4	37.1	36.9	36.4	36.1	35.8	35.5	35.0	34.7	34.3	34.0	33.5	33.1	32.6	32.2	31.6	31.2
253	34.1	33.8	33.5	33.2	32.9	32.6	32.3	32.0	31.7	31.4	31.1	30.8	30.4	30.0	29.6	29.2	28.7	28.3
262	31.1	30.8	30.5	30.2	30.0	29.8	29.5	29.3	29.0	28.7	28.4	28.2	27.8	27.4	27.0	26.7	26.3	25.9
272	27.7	27.4	27.4	27.4	27.1	26.9	26.7	26.4	26.2	25.9	25.6	25.4	25.1	24.8	24.4	24.1	23.7	23.4
282	25.0	24.7	24.9	25.0	24.8	24.6	24.4	24.2	23.8	23.6	23.4	23.2	22.9	22.6	22.3	22.0	21.6	21.4
292	22.4	22.2	22.0	21.9	21.7	21.5	21.3	21.1	21.1	21.0	20.8	20.6	20.4	20.2	19.9	19.6	19.3	19.1
302	20.3	20.2	19.7	19.3	19.1	19.0	18.8	18.7	18.8	19.0	18.7	18.5	18.3	18.1	17.8	17.6	17.4	17.2
312	18.0	18.0	17.8	17.7	17.6	17.4	17.3	17.2	17.0	16.8	16.6	16.5	16.2	16.1	15.8	15.7	15.4	15.2

Example: To achieve a maximum load capacity of 41,800 lbs, a combination of 223 ft main boom with 223 ft jib length can be selected.

Maximum pulley height in ft

Jib length [ft]	Main boom [ft]																	
	135	144	154	164	174	184	194	203	213	223	233	243	253	262	272	282	292	302
66	207.8	217.7	227.5	237.3	247.2	257.0	266.8	276.7	286.5	296.4	306.2	316.0	325.9	335.7	345.5			
75	217.5	227.3	237.1	247.0	256.8	266.6	276.5	286.3	296.1	306.0	315.8	325.7	335.5	345.3	355.2	365.0	374.8	384.7
85	227.1	236.9	246.8	256.6	266.4	276.3	286.1	295.9	305.8	315.6	325.4	335.3	345.1	355.0	364.8	374.6	384.5	394.3
95	236.7	246.5	256.4	266.2	276.1	285.9	295.7	305.6	315.4	325.2	335.1	344.9	354.7	364.6	374.4	384.3	394.1	403.9
105	246.3	256.2	266.0	275.8	285.7	295.5	305.4	315.2	325.0	334.9	344.7	354.5	364.4	374.2	384.0	393.9	403.7	413.6
115	256.0	265.8	275.6	285.5	295.3	305.1	315.0	324.8	334.7	344.5	354.3	364.2	374.0	383.8	393.7	403.5	413.3	423.2
125	265.6	275.4	285.3	295.1	304.9	314.8	324.6	334.4	344.3	354.1	364.0	373.8	383.6	393.5	403.3	413.1	423.0	432.8
135	275.2	285.1	294.9	304.7	314.6	324.4	334.2	344.1	353.9	363.7	373.6	383.4	393.3	403.1	412.9	422.8	432.6	442.4
144	284.8	294.7	304.5	314.4	324.2	334.0	343.9	353.7	363.5	373.4	383.2	393.0	402.9	412.7	422.6	432.4	442.2	452.1
154	294.5	304.3	314.1	324.0	333.8	343.7	353.5	363.3	373.2	383.0	392.8	402.7	412.5	422.3	432.2	442.0	451.9	461.7
164	304.1	313.9	323.8	333.6	343.4	353.3	363.1	373.0	382.8	392.6	402.5	412.3	422.1	432.0	441.8	451.6	461.5	471.3
174	313.7	323.6	333.4	343.2	353.1	362.9	372.7	382.6	392.4	402.3	412.1	421.9	431.8	441.6	451.4	461.3	471.1	480.9
184	323.4	333.2	343.0	352.9	362.7	372.5	382.4	392.2	402.0	411.9	421.7	431.6	441.4	451.2	461.1	470.9	480.7	490.6
194	333.0	342.8	352.7	362.5	372.3	382.2	392.0	401.8	411.7	421.5	431.3	441.2	451.0	460.9	470.7	480.5	490.4	500.2
203	342.6	352.4	362.3	372.1	382.0	391.8	401.6	411.5	421.3	431.1	441.0	450.8	460.6	470.5	480.3	490.2	500.0	509.8
213	352.2	362.1	371.9	381.7	391.6	401.4	411.3	421.1	430.9	440.8	450.6	460.4	470.3	480.1	489.9	499.8	509.6	519.5
223	361.9	371.7	381.5	391.4	401.2	411.0	420.9	430.7	440.6	450.4	460.2	470.1	479.9	489.7	499.6	509.4	519.2	529.1
233	371.5	381.3	391.2	401.0	410.8	420.7	430.5	440.3	450.2	460.0	469.9	479.7	489.5	499.4	509.2	519.0	528.9	538.7
243	381.1	391.0	400.8	410.6	420.5	430.3	440.1	450.0	459.8	469.6	479.5	489.3	499.2	509.0	518.8	528.7	538.5	548.3
253	390.7	400.6	410.4	420.3	430.1	439.9	449.8	459.6	469.4	479.3	489.1	498.9	508.8	518.6	528.5	538.3	548.1	558.0
262	400.4	410.2	420.0	429.9	439.7	449.6	459.4	469.2	479.1	488.9	498.7	508.6	518.4	528.2	538.1	547.9	557.8	567.6
272	410.0	419.8	429.7	439.5	449.3	459.2	469.0	478.9	488.7	498.5	508.4	518.2	528.0	537.9	547.7	557.5	567.4	577.2
282	419.6	429.5	439.3	449.1	459.0	468.8	478.6	488.5	498.3	508.2	518.0	527.8	537.7	547.5	557.3	567.2	577.0	586.8
292	429.3	439.1	448.9	458.8	468.6	478.4	488.3	498.1	507.9	517.8	527.6	537.5	547.3	557.1	567.0	576.8	586.6	596.5
302	438.9	448.7	458.6	468.4	478.2	488.1	497.9	507.7	517.6	527.4	537.2	547.1	556.9	566.8	576.6	586.4	596.3	606.1
312	448.5	458.3	468.2	478.0	487.9	497.7	507.5	517.4	527.2	537.0	546.9	556.7	566.5	576.4	586.2	596.1	605.9	615.7

Load capacities with luffing jib

Load capacity in 1000 lbs with 135 ft main boom [88/83/75/65°]

Radius [ft]	Jib length 66 ft				Jib length 115 ft				Jib length 164 ft			
	88 °	83 °	75 °	65 °	88 °	83 °	75 °	65 °	88 °	83 °	75 °	65 °
28.71	195.4											
40	182.9				126.3							
50	162.5	186.7			115.9				79.0			
55	152.1	178.2			110.9				77.7			
60	137.3	168.7			105.3				75.6			
65	121.2	156.8			100.1	113.8			73.5			
75	88.3	129.1	178.4		90.3	103.1			70.2	73.4		
85		99.4	153.3		80.7	93.7			66.8	71.0		
95			127.2		72.2	83.5	101.6		64.2	67.7		
105			99.5		64.4	75.0	93.1		60.2	65.0		
110				147.9	61.0	70.8	88.0		58.7	63.2		
115				132.7	55.8	67.0	83.3		57.4	61.3	65.7	
120				120.9	50.6	63.7	79.6		56.3	59.8	65.4	
125				109.5		58.9	74.9		53.3	58.5	64.2	
135						49.0	66.9	84.8	47.8	54.6	61.4	
155							50.6	69.2	38.5	44.7	54.2	
165								62.4	33.4	40.2	48.9	58.8
170								59.0	32.0	37.6	46.6	57.8
175								55.6		35.1	44.6	54.8
185										31.4	40.4	50.2
200											33.8	43.7
220												36.7

Radius [ft]	Jib length 213 ft				Jib length 262 ft				Jib length 312 ft			
	88 °	83 °	75 °	65 °	88 °	83 °	75 °	65 °	88 °	83 °	75 °	65 °
60	49.2											
70	47.7				31.1							
85	44.8				29.4				17.9			
90	44.1	45.6			28.8				17.6			
105	41.6	43.6			26.8	27.7			16.4			
120	39.7	41.2			25.1	26.4			15.3	16.0		
140	37.1	38.6	40.5		23.4	24.2			14.0	14.8		
160	34.1	36.5	38.2		21.7	22.6	23.7		12.9	13.4		
180	30.2	32.6	36.3		20.5	21.2	22.2		11.8	12.4	13.1	
190	28.8	30.9	34.6	35.8	20.0	20.6	21.5		11.4	11.9	12.7	
220	19.8	24.4	29.9	33.2	18.7	19.2	19.8	20.2	10.2	10.7	11.3	
230		21.4	27.6	31.3	18.4	18.8	19.3	19.9	9.7	10.3	10.8	
250			22.6	28.6	15.3	17.2	18.5	19.0	8.9	9.4	10.2	10.5
265				25.8	12.8	15.1	17.6	18.4	8.4	8.9	9.5	10.0
270				24.8		14.4	17.1	18.3	8.3	8.8	9.4	9.8
280						13.0	16.1	18.0	7.8	8.4	9.0	9.5
295							14.7	17.2	7.2	7.8	8.5	9.0
315								16.0	6.0	6.9	7.9	8.5
320								15.8		6.7	7.7	8.4
325										6.4	7.5	8.2
345											6.4	7.7
365												7.1

Carbody counterweight: 126,100 lbs with 3.9 ft flat track pads
Rear counterweight: 163,200/229,300/273,400 lbs
Suspended counterweight: 4,400-264,600 lbs / radius 40-51.8 ft

TLT 14168081/0. Above load charts are for reference only. For actual lift duty please refer to load chart in operator's cabin or manual. Otherwise we recommend you to plan your lifting job using Crane Planner 2.0.

Load capacities with luffing jib

Load capacity in 1000 lbs with 194 ft main boom [88/83/75/65°]

Radius [ft]	Jib length 66 ft				Jib length 115 ft				Jib length 164 ft			
	88 °	83 °	75 °	65 °	88 °	83 °	75 °	65 °	88 °	83 °	75 °	65 °
30.77	184.9											
40	167.5											
50	152.0				111.1							
55	145.5	180.5			106.4				73.4			
70	114.8	155.5			94.6	109.1			68.6			
75	97.9	148.1			90.5	105.3			67.3			
85		122.0			81.3	97.3			64.3	69.5		
90		108.2	170.3		77.9	94.2			63.0	68.2		
95		90.7	163.0		73.7	88.7			62.0	66.8		
110			127.8		62.9	76.4	97.8		58.0	63.0		
120			101.3		53.3	68.5	91.5		56.0	60.4		
125					48.1	65.2	87.1		54.2	59.0		
135				142.9		56.6	79.1		48.9	57.1	63.0	
140				131.8		51.7	74.8		46.5	55.5	61.9	
150				109.8			67.0		42.4	50.2	59.7	
160							59.7	82.8	37.6	45.5	56.9	
170							51.4	76.8	32.2	41.5	54.0	
175								73.1	30.0	39.1	51.3	
190								62.5		33.0	44.5	56.4
200								56.0			40.6	54.0
215											34.3	47.6
245												36.9

Radius [ft]	Jib length 213 ft				Jib length 262 ft				Jib length 312 ft			
	88 °	83 °	75 °	65 °	88 °	83 °	75 °	65 °	88 °	83 °	75 °	65 °
65	46.7											
75	44.8				29.5							
85	43.1				28.3				17.3			
100	41.0	43.4			26.4				16.1			
115	39.0	41.5			25.0	26.7			14.9			
130	37.2	39.4			23.5	25.1			14.0	15.4		
155	34.7	36.6	38.7		21.6	22.9			12.5	13.7		
175	31.2	34.3	37.0		20.3	21.4	22.7		11.6	12.6		
195	28.1	31.0	35.2		19.3	20.2	21.5		10.6	11.7	12.4	
215	21.6	27.3	32.2	34.0	18.5	19.2	20.2		9.9	10.8	11.7	
220	20.3	25.9	31.4	34.0	18.3	19.0	20.0		9.7	10.6	11.5	
235		22.0	29.4	33.1	17.6	18.4	19.4		9.1	10.1	10.9	
245			27.2	32.2	16.2	18.1	18.9	19.3	8.7	9.7	10.5	
265			22.8	29.6	13.3	16.0	18.2	18.6	8.0	8.9	9.9	
275				28.2		14.8	18.0	18.3	7.7	8.6	9.5	9.9
285				26.6		13.6	17.0	18.0	7.3	8.3	9.1	9.8
295				24.9			16.1	17.8	7.0	7.9	8.8	9.4
310							14.9	17.4	6.5	7.4	8.4	9.0
315								17.2	6.3	7.2	8.2	8.8
345								15.9			7.3	8.1
360											6.5	7.8
390												7.2

Carbody counterweight: 126,100 lbs with 3.9 ft flat track pads
Rear counterweight: 163,200/229,300/273,400 lbs
Suspended counterweight: 4,400-264,600 lbs / radius 40-51.8 ft

TLT 14168081/0. Above load charts are for reference only. For actual lift duty please refer to load chart in operator's cabin or manual. Otherwise we recommend you to plan your lifting job using Crane Planner 2.0.

Load capacities with luffing jib

Load capacity in 1000 lbs with 253 ft main boom [88/83/75/65°]

Radius [ft]	Jib length 66 ft				Jib length 115 ft				Jib length 164 ft			
	88 °	83 °	75 °	65 °	88 °	83 °	75 °	65 °	88 °	83 °	75 °	65 °
32.83	149.4											
40	142.6											
50	129.4				100.6							
55	123.6				97.9				67.2			
65	114.8	150.7			92.1				65.4			
75	102.5	135.8			86.7	99.7			63.1			
80	86.8	129.6			82.8	98.3			62.2			
90		118.7			76.5	92.1			59.6	64.5		
100		97.7			69.9	86.2			57.7	63.1		
105			147.8		66.6	82.4			56.6	62.1		
125			123.6		50.6	69.0	91.2		53.4	58.0		
135			102.0			63.2	87.3		48.9	56.1		
150						49.2	77.5		43.1	52.8	59.2	
160				109.0			70.0		38.9	48.1	57.8	
170				101.9			63.8		33.6	44.1	56.2	
175				99.0			59.9		30.8	42.5	55.4	
185							51.8	79.6		37.9	53.6	
195								75.1		33.0	48.6	
215								62.2			40.7	53.4
225								56.0			36.6	52.3
230											34.5	51.4
270												37.0

Radius [ft]	Jib length 213 ft				Jib length 262 ft				Jib length 312 ft			
	88 °	83 °	75 °	65 °	88 °	83 °	75 °	65 °	88 °	83 °	75 °	65 °
65	43.5											
75	42.3				27.8							
85	40.8				27.0				16.2			
105	38.2	40.8			24.8				15.1			
120	36.7	39.4			23.5	25.2			14.0			
135	35.0	37.7			22.2	24.1			13.2	14.5		
170	31.4	34.3	36.6		19.9	21.5			11.5	12.7		
190	29.1	32.0	35.2		19.0	20.1	21.6		10.5	11.8		
210	24.1	29.6	33.7		18.1	19.2	20.6		9.8	10.9	11.8	
220	21.0	28.0	32.8		17.8	18.8	20.1		9.5	10.5	11.6	
240		22.3	30.3	32.1	16.8	18.0	19.1		8.6	9.9	10.8	
245		21.3	29.8	32.1	16.1	17.8	18.9		8.4	9.6	10.7	
270			24.8	31.0	13.0	16.0	18.0	18.3	7.6	8.7	9.8	
280			22.8	30.0		15.0	17.7	18.2	7.3	8.4	9.6	
290				29.3		13.9	17.4	17.9	7.0	8.0	9.2	
300				28.0			16.7	17.6	6.7	7.8	8.8	9.4
320				24.8			15.2	17.1	6.0	7.2	8.2	9.0
325							14.9	17.0		7.0	8.1	8.8
340								16.7		6.6	7.8	8.4
370								15.8			7.0	7.8
375											6.5	7.7
415												7.2

Carbody counterweight: 126,100 lbs with 3.9 ft flat track pads
Rear counterweight: 163,200/229,300/273,400 lbs
Suspended counterweight: 4,400-264,600 lbs / radius 40-51.8 ft

TLT 14168081/0. Above load charts are for reference only. For actual lift duty please refer to load chart in operator's cabin or manual. Otherwise we recommend you to plan your lifting job using Crane Planner 2.0.

Load capacities with luffing jib

Load capacity in 1000 lbs with 302 ft main boom [88/83/75/65°]

Radius [ft]	Jib length 75 ft				Jib length 115 ft				Jib length 164 ft			
	88 °	83 °	75 °	65 °	88 °	83 °	75 °	65 °	88 °	83 °	75 °	65 °
36.6	114.8											
50	109.7				87.7							
60	100.7				84.1				60.5			
70	93.8	118.6			79.5				59.0			
85	82.8	110.1			72.5	87.2			55.9			
90	75.5	105.8			70.3	85.5			54.6			
100		98.7			65.7	81.2			52.6	59.0		
115		82.4			58.9	73.9			48.6	56.5		
125			116.5		51.2	69.2			46.5	54.8		
130			113.9		47.1	66.3			45.4	54.0		
140			107.2			61.6	82.4		43.0	52.2		
155			91.5			50.0	76.6		39.9	49.6		
160			82.0				74.0		38.2	47.8	55.0	
175							66.1		31.5	43.2	54.0	
185				83.9			61.2			40.3	52.8	
195				79.1			53.9			35.8	51.7	
205				74.6				72.9		27.9	48.3	
210				72.6				70.9			46.5	
235								62.1			37.8	50.2
240								59.3			35.8	50.1
245								56.4			33.7	49.8
295												35.4

Radius [ft]	Jib length 213 ft				Jib length 262 ft				Jib length 312 ft			
	88 °	83 °	75 °	65 °	88 °	83 °	75 °	65 °	88 °	83 °	75 °	65 °
70	40.2											
75	39.5											
80	38.9				25.9							
90	37.6				25.0				15.2			
100	36.6				24.1				14.6			
110	35.4	38.0			23.2				14.0			
125	34.0	36.9			22.0	23.7			13.1			
140	32.3	35.4			20.9	22.9			12.4	13.8		
180	28.2	32.0	34.3		18.6	20.2			10.6	11.9		
200	25.9	30.1	33.4		17.8	19.1	20.5		9.7	11.1		
225	20.3	27.7	31.8		17.0	18.1	19.6		8.9	10.0	11.2	
250		21.2	29.8		15.2	17.2	18.5		7.9	9.2	10.4	
265			28.7	30.2	13.6	16.7	18.0		7.4	8.7	9.9	
270			27.6	30.2	13.1	16.2	17.8		7.3	8.5	9.8	
290			23.0	29.7		14.3	17.2	17.4	6.7	7.8	9.2	
300				29.2		13.4	17.0	17.4	6.4	7.6	8.9	
320				27.8			15.9	17.0	5.8	7.1	8.2	8.9
340				24.7			14.7	16.6		6.6	7.7	8.5
345								16.5		6.4	7.6	8.4
385								15.7			6.9	7.5
390								15.6				7.4
435												7.0

Carbody counterweight: 126,100 lbs with 3.9 ft flat track pads
Rear counterweight: 163,200/229,300/273,400 lbs
Suspended counterweight: 4,400-264,600 lbs / radius 40-51.8 ft

TLT 14168081/0. Above load charts are for reference only. For actual lift duty please refer to load chart in operator's cabin or manual. Otherwise we recommend you to plan your lifting job using Crane Planner 2.0.

Fixed jib 1507.20 (26 ft)

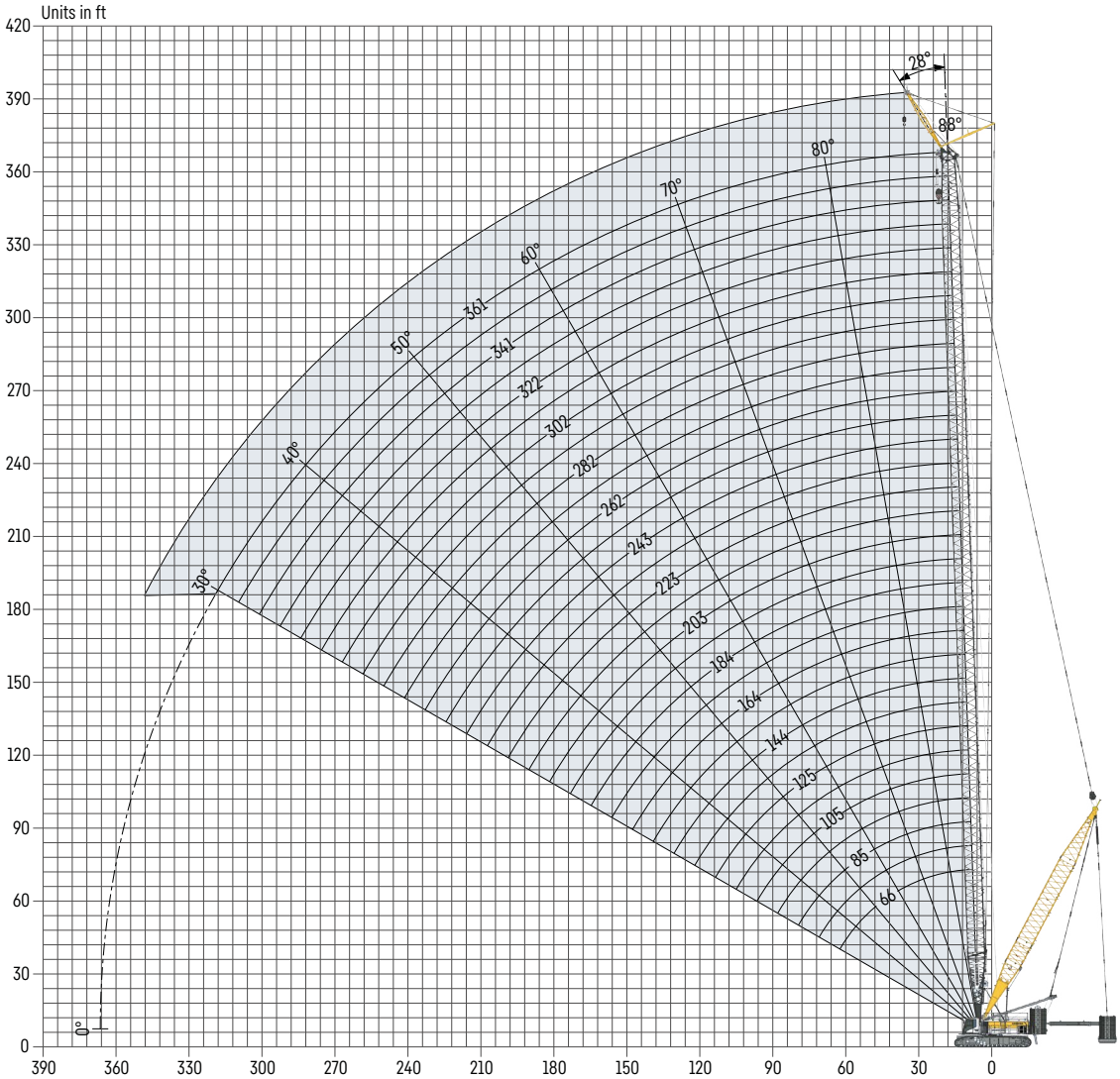

Maximum load capacity in 1000 lbs with 26 ft jib length

Main boom [ft]																							
135	**144**	**154**	**164**	**174**	**184**	**194**	**203**	**213**	**223**	**233**	**243**	**253**	**262**	**272**	**282**	**292**	**302**	**312**	**322**	**331**	**341**	**351**	**361**
257.9	257.9	257.9	257.9	257.9	257.9	257.9	257.9	257.9	257.9	257.9	242.9	231.1	213.2	202.8	187.7	179.3	167.4	159.0	149.3	141.1	131.7	124.5	117.6

Maximum pulley height in [ft] with 26 ft jib length

Main boom [ft]																							
135	**144**	**154**	**164**	**174**	**184**	**194**	**203**	**213**	**223**	**233**	**243**	**253**	**262**	**272**	**282**	**292**	**302**	**312**	**322**	**331**	**341**	**351**	**361**
166.7	176.4	186.2	196.0	205.8	215.6	225.4	235.2	245.0	254.8	264.6	274.4	284.2	294.1	303.9	313.7	323.5	333.3	343.1	353.0	362.8	372.6	382.4	392.3

Load capacities with fixed jib

Load capacity in 1000 lbs – 135 ft main boom

Radius [ft]	Jib length 26 ft
28.7	257.9
40	257.9
50	251.3
60	235.8
70	221.7
80	208.0
90	197.0
100	189.2
110	180.7
120	171.1
130	155.2
150	125.9

Load capacity in 1000 lbs – 174 ft main boom

Radius [ft]	Jib length 26 ft
31.07	257.9
50	257.9
60	247.1
70	233.8
80	222.8
90	211.7
100	203.6
120	168.8
140	139.0
160	116.9
170	107.6
185	95.8

Load capacity in 1000 lbs – 213 ft main boom

Radius [ft]	Jib length 26 ft
33.31	257.9
50	257.7
60	252.3
70	240.4
80	230.1
100	201.8
120	166.1
140	136.3
160	114.2
180	97.2
200	83.3
220	66.4

Load capacity in 1000 lbs – 262 ft main boom

Radius [ft]	Jib length 26 ft
36.03	213.2
60	213.2
80	213.2
90	213.0
100	198.1
120	162.7
140	132.5
160	110.4
180	93.4
200	79.6
240	59.1
260	51.0

Load capacity in 1000 lbs – 312 ft main boom

Radius [ft]	Jib length 26 ft
38.7	159.0
60	158.5
80	158.5
100	158.5
120	153.4
140	129.0
160	106.5
180	89.5
200	75.7
240	55.4
280	40.4
300	34.4

Load capacity in 1000 lbs – 361 ft main boom

Radius [ft]	Jib length 26 ft
41.34	117.6
80	117.6
120	117.6
140	117.6
160	102.4
180	85.3
200	71.5
240	51.2
260	43.2
300	30.8
320	25.4
345	19.6

Carbody counterweight: 126,100 lbs with 3.9 ft flat track pads
Rear counterweight: 163,200/229,300/273,400 lbs
Suspended counterweight: 4,400-264,600 lbs / radius 40-51.8 ft

TLT 14168073/0. Above load charts are for reference only. For actual lift duty please refer to load chart in operator's cabin or manual. Otherwise we recommend you to plan your lifting job using Crane Planner 2.0.

Crane Planner 2.0

Fixed jib 0906.21 (23 ft)

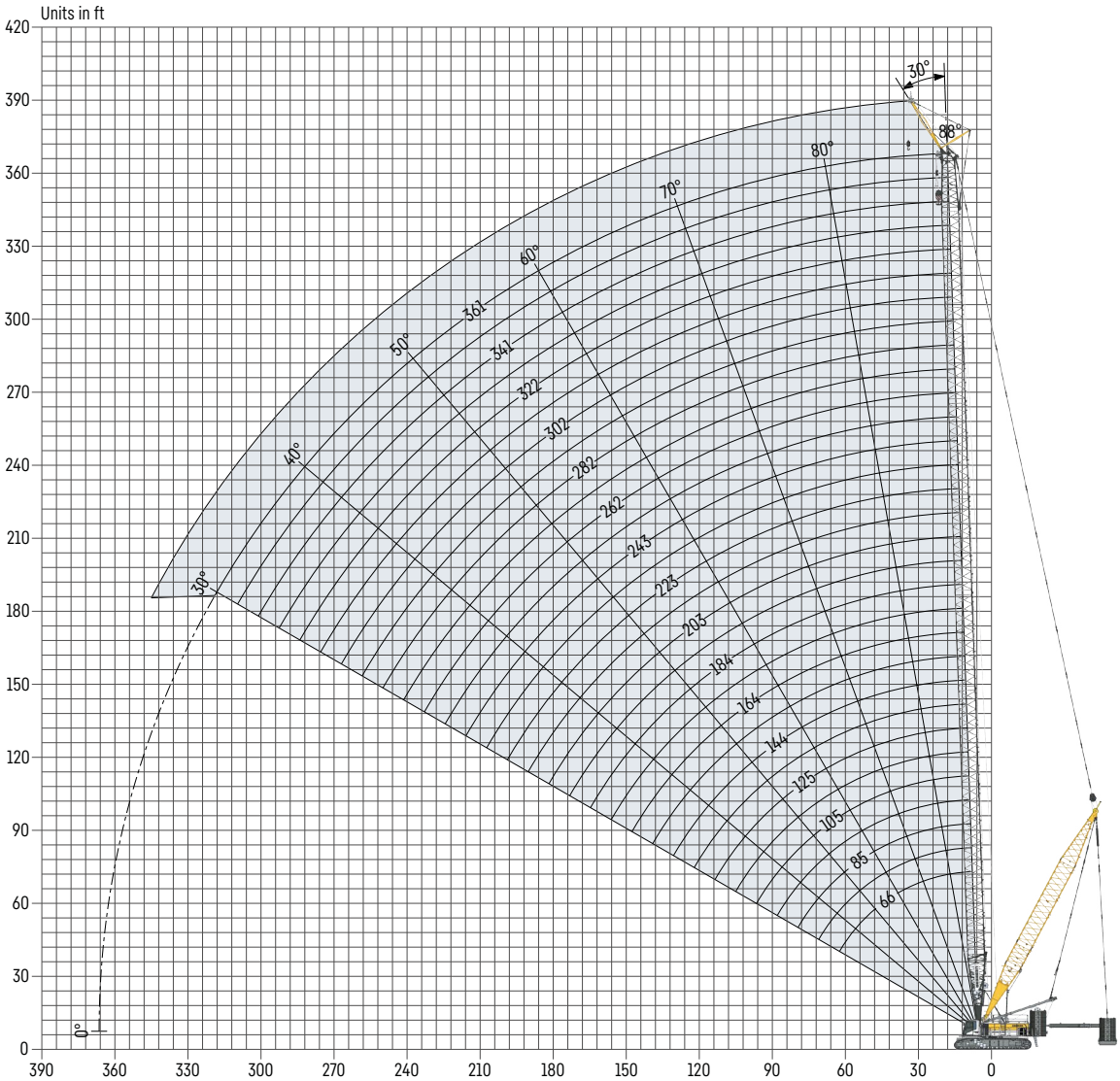

Maximum load capacity in 1000 lbs with 23 ft jib length

Main boom [ft]																				
164	**174**	**184**	**194**	**203**	**213**	**223**	**233**	**243**	**253**	**262**	**272**	**282**	**292**	**302**	**312**	**322**	**331**	**341**	**351**	**361**
181.8	181.5	181.1	180.8	180.5	180.1	179.7	179.7	179.3	179.0	178.7	178.2	177.7	177.3	165.8	154.4	145.2	139.9	128.5	122.8	115.0

Maximum pulley height in [ft] with 23 ft jib length

Main boom [ft]																				
164	**174**	**184**	**194**	**203**	**213**	**223**	**233**	**243**	**253**	**262**	**272**	**282**	**292**	**302**	**312**	**322**	**331**	**341**	**351**	**361**
192.5	202.4	212.2	222.0	231.9	241.7	251.5	261.3	271.2	281.0	290.8	300.7	310.5	320.3	330.1	340.0	349.8	359.6	369.5	379.3	389.1

Load capacities with fixed jib

Load capacity in 1000 lbs – 164 ft main boom

Radius [ft]	Jib length 26 ft
29.85	181.8
40	168.4
50	158.3
60	149.0
70	140.6
80	133.8
90	128.6
100	123.2
120	114.9
140	109.0
160	105.7
170	105.2

Load capacity in 1000 lbs – 203 ft main boom

Radius [ft]	Jib length 26 ft
31.91	180.5
40	171.7
50	162.8
60	154.6
70	147.6
90	135.2
110	126.2
130	118.4
150	112.6
170	106.9
190	91.7
205	82.0

Load capacity in 1000 lbs – 243 ft main boom

Radius [ft]	Jib length 26 ft
33.97	179.3
40	173.8
50	165.5
60	158.5
80	146.3
100	136.0
120	127.8
200	82.6

Load capacity in 1000 lbs – 282 ft main boom

Radius [ft]	Jib length 26 ft
36.03	177.7
40	174.6
50	166.9
60	161.3
80	149.6
100	140.1
120	132.2
160	110.4
200	79.6
240	59.4
260	51.3
275	46.0

Load capacity in 1000 lbs – 322 ft main boom

Radius [ft]	Jib length 26 ft
38.09	145.2
50	143.8
60	143.8
80	143.4
100	143.1
120	135.6
140	129.7
160	107.3
200	76.5
240	56.4
280	41.5
310	33.1

Load capacity in 1000 lbs – 361 ft main boom

Radius [ft]	Jib length 26 ft
40.15	115.0
50	114.9
60	114.4
80	113.4
100	113.2
120	113.2
160	104.1
200	73.3
240	53.2
280	38.4
320	27.6
345	21.8

Carbody counterweight: 126,100 lbs with 3.9 ft flat track pads
Rear counterweight: 163,200/229,300/273,400 lbs
Suspended counterweight: 4,400-264,600 lbs / radius 40-51.8 ft

TLT 14168081/0. Above load charts are for reference only. For actual lift duty please refer to load chart in operator's cabin or manual. Otherwise we recommend you to plan your lifting job using Crane Planner 2.0.

Crane Planner 2.0

Fixed jib 1713.xx (46-115 ft)

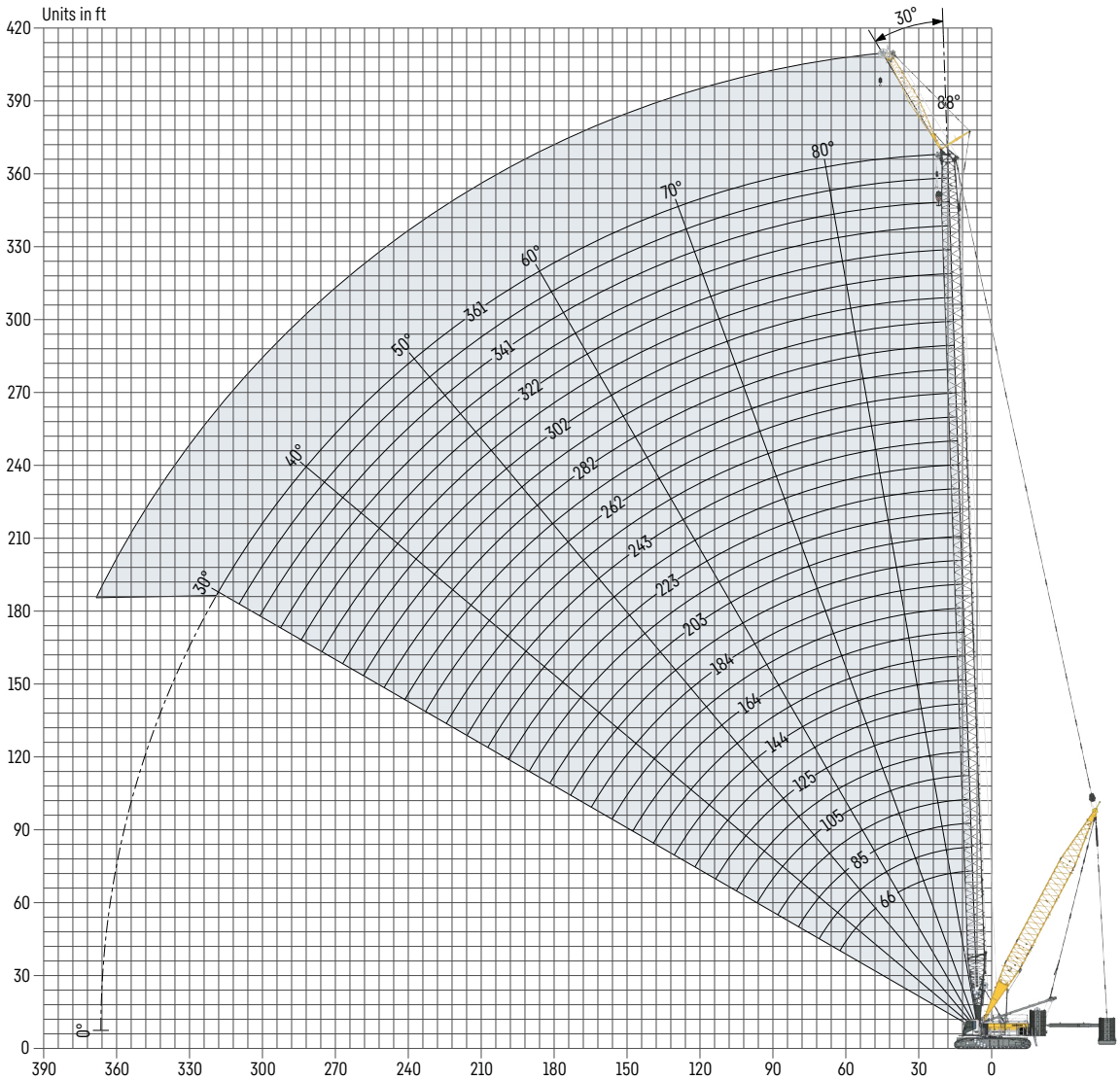

Jib configuration 1713.xx

Jib section	Amount of jib sections							
Jib foot 23 ft	1	1	1	1	1	1	1	**1**
Jib section 10 ft		1		1		1		**1**
Jib section 20 ft			1	1			1	**1**
Jib section 40 ft					1	1	1	**1**
Jib head 23 ft	1	1	1	1	1	1	1	**1**
Jib length [ft]	**46**	**56**	**66**	**76**	**85**	**95**	**105**	**115**

Actual lengths of jib sections are metric (e.g. 3 m, 6 m). The figures shown above are approximate conversions to feet.

Maximum load capacity in 1000 lbs

Jib length [ft]	Main boom [m] 164	174	184	194	203	213	223	233	243	253	262
46	132.3	132.3	132.3	132.3	132.3	132.3	132.3	132.3	132.3	132.3	132.3
56	124.0	120.9	123.4	120.3	122.8	119.7	122.1	119.0	121.4	118.3	118.7
66	96.6	96.6	96.3	96.1	95.9	95.7	95.3	95.0	94.8	94.7	94.6
75	82.5	81.0	82.2	80.7	81.9	80.4	81.5	79.8	81.1	79.7	80.8
85	68.4	68.3	68.2	68.1	68.0	67.9	67.6	67.5	67.4	67.3	67.0
95	61.3	60.5	61.2	60.2	60.9	60.0	60.6	59.7	60.4	59.6	60.2
105	52.8	52.8	52.6	52.4	52.3	52.2	52.1	52.0	52.0	52.0	51.8
115	46.5	46.5	46.4	46.3	46.2	46.1	46.0	45.9	45.6	45.4	45.4

Jib length [ft]	Main boom [m] 272	282	292	302	312	322	331	341	351	361
46	132.3	132.3	132.3	129.5	126.0	121.8	118.6	114.2	110.8	106.4
56	114.3	114.7	110.9	110.5	106.7	106.3	103.2	102.1	99.2	
66	94.5	94.1	93.8	93.0	92.4	91.9	91.6	91.3	90.8	
75	79.2	80.4	78.9	79.6	77.8	78.8	77.3	78.3		
85	66.8	66.8	66.7	66.4	66.4	66.4	66.4	66.4		
95	59.2	59.6	58.4	59.2	58.5	59.0	58.0	58.6		
105	51.6	51.3	51.0	51.2	51.4	51.0	50.8			
115	45.5	45.4	45.3	45.3	45.3	45.2	45.1			

Example: To achieve a maximum load capacity of 68,000 lbs, a combination of 203 ft main boom with 85 ft jib length can be selected.

Maximum pulley height in ft

Jib length [ft]	Main boom [m] 164	174	184	194	203	213	223	233	243	253	262
46	217.2	227.1	236.9	246.7	256.6	266.4	276.2	286.0	295.9	305.7	315.5
56	226.4	236.2	246.0	255.9	265.7	275.5	285.3	295.2	305.0	314.8	324.7
66	235.5	245.3	255.2	265.0	274.8	284.6	294.5	304.3	314.1	324.0	333.8
75	244.6	254.5	264.3	274.1	283.9	293.8	303.6	313.4	323.3	333.1	342.9
85	253.8	263.6	273.4	283.2	293.1	302.9	312.7	322.6	332.4	342.2	352.0
95	262.9	272.7	282.5	292.4	302.2	312.0	321.9	331.7	341.5	351.3	361.2
105	272.0	281.8	291.7	301.5	311.3	321.2	331.0	340.8	350.6	360.5	370.3
115	281.1	291.0	300.8	310.6	320.5	330.3	340.1	349.9	359.8	369.6	379.4

Jib length [ft]	Main boom [m] 272	282	292	302	312	322	331	341	351	361
46	325.4	335.2	345.0	354.8	364.7	374.5	384.3	394.2	404.0	413.8
56	334.5	344.3	354.1	364.0	373.8	383.6	393.5	403.3	413.1	
66	343.6	353.4	363.3	373.1	382.9	392.8	402.6	412.4	422.3	
75	352.7	362.6	372.4	382.2	392.1	401.9	411.7	421.6		
85	361.9	371.7	381.5	391.4	401.2	411.0	420.9	430.7		
95	371.0	380.8	390.7	400.5	410.3	420.1	430.0	439.8		
105	380.1	390.0	399.8	409.6	419.4	429.3	439.1			
115	389.3	399.1	408.9	418.7	428.6	438.4	448.2			

Crane Planner 2.0

Load capacities with fixed jib

Load capacity in 1000 lbs with 164 ft main boom

Radius [ft]	Jib length 46 ft		Jib length 56 ft		Jib length 75 ft		Jib length 95 ft		Jib length 115 ft	
	15°	30°	15°	30°	15°	30°	15°	30°	15°	30°
30.89	132.3									
40	128.5		116.1							
50	119.8	81.4	102.9	70.1	75.5		60.9			
60	107.2	76.1	93.7	66.4	68.6	48.4	55.0		45.1	
80	90.8	67.5	78.2	58.9	58.5	42.8	46.0	33.7	37.8	
90	84.3	64.9	72.2	55.6	53.7	40.5	42.8	33.0	34.8	26.6
100	78.0	62.1	67.4	52.9	49.9	38.6	39.5	31.1	33.4	25.1
140	62.5	52.9	53.7	45.1	39.1	33.3	32.2	26.0	26.1	20.6
180	52.4	48.4	44.8	40.7	33.4	29.3	26.3	22.4	21.1	17.6
195	48.9	47.5	42.5	40.0	31.9	28.3	24.6	21.5	19.6	16.8
205			40.6	39.6	30.8	28.0	23.7	21.0	18.8	16.4
225					28.7	27.5	22.1	20.4	17.4	15.5
240							21.1	20.2	16.6	15.2
260									15.6	14.9

Load capacity in 1000 lbs with 203 ft main boom

Radius [ft]	Jib length 46 ft		Jib length 56 ft		Jib length 75 ft		Jib length 95 ft		Jib length 115 ft	
	15°	30°	15°	30°	15°	30°	15°	30°	15°	30°
32.95	132.3									
40	131.3		118.3							
50	124.2	83.2	106.4	70.9	77.8					
60	114.0	78.3	99.2	66.7	70.6		56.6		45.7	
80	98.7	70.5	84.5	60.8	61.5	44.0	48.3	34.4	39.2	
100	85.6	65.2	72.9	55.5	53.7	40.0	42.4	32.1	34.0	25.6
120	75.6	60.4	66.2	51.5	47.8	36.7	37.2	29.4	31.4	23.3
160	63.2	53.1	54.0	45.0	38.9	32.8	31.5	25.3	25.2	19.9
200	54.4	48.9	46.2	41.0	33.4	29.6	26.5	22.4	21.1	17.5
225	50.4	47.7	42.8	40.0	31.7	28.2	24.1	21.2	19.0	16.4
235			41.6	39.7	30.8	28.0	23.4	20.8	18.4	16.0
255					29.0	27.6	22.1	20.4	17.3	15.4
275							21.0	20.2	16.3	15.1
295									15.5	14.9

Load capacity in 1000 lbs with 243 ft main boom

Radius [ft]	Jib length 46 ft		Jib length 56 ft		Jib length 75 ft		Jib length 95 ft		Jib length 115 ft	
	15°	30°	15°	30°	15°	30°	15°	30°	15°	30°
35.01	132.3									
40	132.3		119.7							
50	125.7	83.9	109.4		78.5					
60	119.2	79.4	100.6	67.8	72.4		57.6			
80	102.4	72.3	88.1	62.6	64.3	44.6	50.2	34.7	39.8	
90	97.7	69.6	83.1	59.8	60.2	42.9	46.7	33.4	37.5	27.0
100	91.4	66.9	77.7	57.8	57.1	41.0	43.9	32.9	35.1	25.9
140	73.7	59.1	64.3	50.2	46.1	35.6	35.6	28.1	29.6	22.2
220	55.6	49.2	46.9	41.3	33.4	29.7	26.7	22.5	21.1	17.4
260	50.0	47.6	42.3	39.8	31.2	28.0	23.6	20.8	18.3	16.0
270			41.4	39.6	30.4	27.9	23.0	20.5	17.8	15.7
290					29.0	27.6	21.9	20.3	16.9	15.2
310							21.0	20.1	16.2	15.0
330									15.5	14.9

Carbody counterweight: 126,100 lbs with 3.9 ft flat track pads
Rear counterweight: 163,200/229,300/273,400 lbs
Suspended counterweight: 4,400-264,600 lbs / radius 40-51.8 ft

TLT 14168081/0. Above load charts are for reference only. For actual lift duty please refer to load chart in operator's cabin or manual. Otherwise we recommend you to plan your lifting job using Crane Planner 2.0.

Load capacities with fixed jib

Load capacity in 1000 lbs with 282 ft main boom

Radius [ft]	Jib length 46 ft		Jib length 56 ft		Jib length 75 ft		Jib length 95 ft		Jib length 115 ft	
	15°	30°	15°	30°	15°	30°	15°	30°	15°	30°
37.07	132.3									
50	128.6	84.6	110.9		79.2					
60	121.3	80.8	102.5	68.4	73.9		57.7			
70	114.1	77.4	98.3	66.4	68.8	47.1	54.0		43.4	
80	106.5	74.3	91.6	64.2	66.2	45.2	50.8	34.9	40.7	
90	100.7	71.4	86.3	61.4	62.1	43.7	48.1	33.5	38.5	26.6
100	96.9	69.2	82.2	59.1	58.9	42.0	45.3	33.2	36.4	26.3
140	79.6	61.9	67.5	52.0	48.5	36.8	37.3	29.1	31.0	22.6
220	60.0	51.4	50.7	43.2	36.0	31.1	28.7	23.4	22.4	18.1
295	40.2	40.3	40.6	39.8	30.9	27.9	23.2	20.6	17.9	15.6
305			37.8	38.0	30.2	27.8	22.7	20.5	17.5	15.4
325					29.0	27.6	21.8	20.3	16.8	15.1
345							20.9	20.1	16.1	15.0
365									15.5	14.8

Load capacity in 1000 lbs with 322 ft main boom

Radius [ft]	Jib length 46 ft		Jib length 56 ft		Jib length 75 ft		Jib length 95 ft		Jib length 115 ft	
	15°	30°	15°	30°	15°	30°	15°	30°	15°	30°
39.13	121.8									
50	121.8	84.5	104.3							
60	118.5	81.3	100.6	68.4	74.2		58.0			
70	116.2	77.8	98.1	66.4	69.6	47.1	54.9		43.8	
80	109.6	75.5	94.0	64.5	66.4	45.8	51.5	35.2	41.5	
95	101.2	71.4	86.4	61.3	62.2	43.5	47.9	33.4	38.3	26.9
120	91.0	66.4	76.9	57.0	55.8	40.1	42.5	31.5	33.8	24.7
160	76.8	60.5	66.4	51.0	46.9	35.9	35.9	28.0	29.6	22.0
240	56.1	51.4	50.7	43.2	35.9	30.9	28.4	23.2	22.1	17.9
330	28.4	28.7	29.0	29.4	30.3	27.8	22.8	20.4	17.5	15.4
340			26.7	27.0	28.0	27.7	22.4	20.3	17.1	15.2
360					23.7	24.0	21.5	20.2	16.5	15.1
380							20.8	20.1	15.9	15.0
400									15.4	14.8

Load capacity in 1000 lbs with 361 ft main boom

Radius [ft]	Jib length 46 ft		Jib length 56 ft		Jib length 75 ft		Jib length 95 ft		Jib length 115 ft	
	15°	30°	15°	30°	15°	30°	15°	30°	15°	30°
41.19	106.4									
55	106.4	82.8								
60	106.4	81.3								
80	105.4	76.2								
100	99.5	71.8								
120	95.5	68.2								
140	87.2	65.5								
160	81.1	62.4								
180	75.3	59.7								
200	70.0	57.0								
240	52.8	53.1								
280	38.1	39.0								
320	27.7	28.3								
365	17.9	18.1								

Carbody counterweight: 126,100 lbs with 3.9 ft flat track pads
Rear counterweight: 163,200/229,300/273,400 lbs
Suspended counterweight: 4,400-264,600 lbs / radius 40-51.8 ft

TLT 14168081/0. Above load charts are for reference only. For actual lift duty please refer to load chart in operator's cabin or manual. Otherwise we recommend you to plan your lifting job using Crane Planner 2.0.

Fixed jib 1008.xx (36-85 ft)

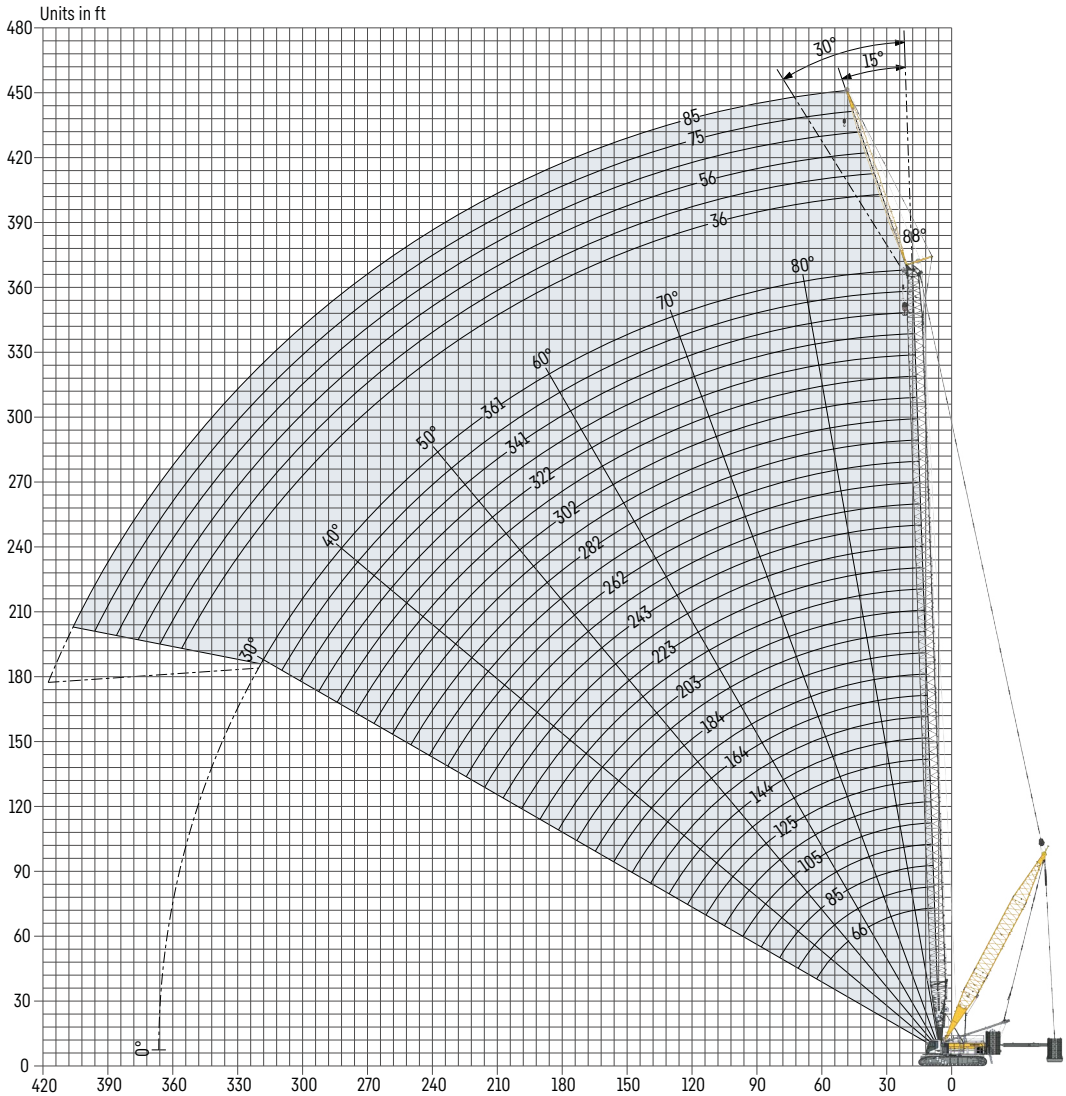

Jib configuration 1008.xx

Jib section	Amount of jib sections					
Jib foot 18 ft	1	1	1	**1**	1	**1**
Jib section 10 ft		1		**1**		**1**
Jib section 20 ft			1	**1**	2	**2**
Jib head 18 ft	1	1	1	**1**	1	**1**
Jib length [ft]	**36**	**46**	**56**	**66**	**76**	**85**

Actual lengths of jib sections are metric (e.g. 3 m, 6 m). The figures shown above are approximate conversions to feet.

Maximum load capacity in 1000 lbs

Jib length [ft]	Main boom [ft]											
	144	154	164	174	184	194	203	213	223	233	243	253
36	89.6	89.5	89.4	89.2	99.2	99.2	99.2	99.2	99.2	99.2	99.2	99.2
46	66.2	66.2	66.1	66.1	99.2	99.2	99.2	99.2	99.2	99.2	99.2	99.2
56	50.7	50.6	50.6	50.6	89.8	89.5	89.2	88.8	88.4	87.8	87.2	86.5
66	40.9	40.7	40.6	40.6	76.1	75.6	75.2	74.9	74.6	74.1	73.8	73.2
75	33.7	33.6	33.6	33.6	60.9	60.6	60.4	60.0	59.8	59.4	59.2	58.7
85	30.1	30.0	30.0	30.0	50.5	50.3	50.2	50.0	49.8	49.5	49.3	49.0

Jib length [ft]	Main boom [ft]										
	262	272	282	292	302	312	322	331	341	351	361
36	99.2	99.2	99.2	99.2	99.2	99.2	99.2	99.2	99.2	98.7	96.8
46	99.2	99.2	99.2	99.2	99.2	98.4	96.4	93.9	91.9	89.4	87.4
56	85.9	85.3	84.7	83.7	82.8	81.8	81.0	79.8	79.0	77.7	76.6
66	72.8	72.2	71.7	71.1	70.6	69.8	69.3	68.5	67.8	67.0	66.4
75	58.4	58.0	57.6	57.1	56.7	56.2	55.8	55.2	54.9	54.1	53.5
85	48.8	48.4	48.1	47.8	47.6	47.2	46.9	46.6	46.4	45.9	45.5

Example: To achieve a maximum load capacity of 89,800 lbs, a combination of 184 ft main boom with 56 ft jib length can be selected.

Maximum pulley height in ft

Jib length [ft]	Main boom [ft]											
	144	154	164	174	184	194	203	213	223	233	243	253
36	185.2	195.0	204.9	214.7	228.0	237.8	247.6	257.5	267.3	277.1	286.9	296.8
46	193.0	202.8	212.6	222.4	237.1	246.9	256.7	266.5	276.4	286.2	296.0	305.9
56	200.7	210.5	220.3	230.2	246.1	255.9	265.8	275.6	285.4	295.3	305.1	314.9
66	208.4	218.2	228.1	237.9	255.2	265.0	274.8	284.6	294.5	304.3	314.1	324.0
75	216.1	225.9	235.8	245.6	264.2	274.0	283.8	293.7	303.5	313.3	323.2	333.0
85	223.8	233.6	243.4	253.3	273.2	283.0	292.9	302.7	312.5	322.3	332.2	342.0

Jib length [ft]	Main boom [ft]										
	262	272	282	292	302	312	322	331	341	351	361
36	306.6	316.4	326.3	336.1	345.9	355.7	365.6	375.4	385.2	395.1	404.9
46	315.7	325.5	335.3	345.2	355.0	364.8	374.7	384.5	394.3	404.2	414.0
56	324.7	334.6	344.4	354.2	364.1	373.9	383.7	393.6	403.4	413.2	423.0
66	333.8	343.6	353.4	363.3	373.1	382.9	392.8	402.6	412.4	422.2	432.1
75	342.8	352.6	362.5	372.3	382.1	392.0	401.8	411.6	421.4	431.3	441.1
85	351.8	361.7	371.5	381.3	391.1	401.0	410.8	420.6	430.5	440.3	450.1

Crane Planner 2.0

Load capacities with fixed jib

Load capacity in 1000 lbs with 184 ft main boom

Radius [ft]	Jib length 36 ft		Jib length 46 ft		Jib length 56 ft		Jib length 75 ft		Jib length 85 ft	
	15°	30°	15°	30°	15°	30°	15°	30°	15°	30°
27.23	99.2									
40	99.2	86.0	99.2		87.8					
50	99.2	79.5	99.1	62.5	83.2	50.2	59.0		49.7	
70	99.2	69.4	85.7	54.6	68.4	44.0	51.4	33.4	44.1	29.6
80	99.2	66.4	77.9	51.7	65.7	41.5	47.2	31.8	41.4	27.8
100	88.1	60.8	66.6	46.4	56.4	37.4	40.8	28.6	35.8	24.9
120	76.7	55.3	60.6	42.3	49.3	34.2	35.8	26.0	33.3	22.6
140	68.0	51.2	54.2	39.2	44.1	33.4	33.4	23.8	29.7	20.7
160	63.8	48.0	49.0	36.6	39.8	31.2	30.6	22.1	26.8	19.2
200	53.8	44.2	41.6	33.8	34.0	28.2	25.7	19.8	22.5	17.0
210			40.3	33.4	33.4	27.9	24.8	19.4	21.6	16.7
220					33.4	27.6	24.0	19.0	20.9	16.4
240							22.6	18.8	19.7	16.0
250									19.2	15.9

Load capacity in 1000 lbs with 223 ft main boom

Radius [ft]	Jib length 36 ft		Jib length 46 ft		Jib length 56 ft		Jib length 75 ft		Jib length 85 ft	
	15°	30°	15°	30°	15°	30°	15°	30°	15°	30°
29.29	99.2									
40	99.2	87.6	99.2		87.5					
50	99.2	81.7	99.1	63.6	84.1		58.8		49.8	
60	99.2	76.6	98.0	60.0	78.4	48.0	55.8		47.7	
70	99.2	72.3	91.0	56.5	72.6	45.3	52.7	33.4	45.5	29.9
80	99.2	68.8	84.6	53.5	67.1	43.2	49.7	32.6	43.3	28.3
120	85.4	59.2	66.4	44.7	53.6	36.2	38.8	27.0	34.0	23.6
160	68.6	51.4	54.3	39.1	43.9	33.1	33.3	23.4	29.1	20.3
200	60.1	46.3	46.0	35.3	37.4	29.8	28.1	20.9	24.6	18.1
235	53.5	44.1	41.2	33.6	33.5	28.0	25.0	19.4	21.8	16.7
245			40.1	33.4	33.4	27.8	24.3	19.2	21.1	16.4
255					33.3	27.6	23.7	18.9	20.6	16.2
275							22.6	18.8	19.6	16.0
285									19.1	15.9

Load capacity in 1000 lbs with 262 ft main boom

Radius [ft]	Jib length 36 ft		Jib length 46 ft		Jib length 56 ft		Jib length 75 ft		Jib length 85 ft	
	15°	30°	15°	30°	15°	30°	15°	30°	15°	30°
31.35	99.2									
40	99.2	88.2	99.2		85.8					
50	99.2	83.2	99.2	64.4	83.3		58.0			
60	99.2	78.8	98.1	60.9	80.6	48.6	55.9		47.2	
80	99.2	71.0	89.0	55.5	70.6	44.1	51.1	33.1	43.1	28.8
100	99.2	66.4	78.1	50.9	64.6	40.6	45.6	30.4	39.4	26.3
140	83.5	58.2	65.0	43.6	51.9	35.1	37.1	26.2	33.4	22.6
180	69.2	51.5	54.5	39.1	43.8	33.0	32.9	23.1	28.6	20.0
220	61.9	47.0	47.2	35.8	38.2	30.0	28.4	21.0	24.7	18.0
270	50.3	44.0	41.0	33.6	33.4	27.9	24.6	19.2	21.3	16.5
280			40.1	33.4	33.4	27.7	24.0	19.0	20.8	16.2
290					33.2	27.6	23.5	18.9	20.3	16.1
310							22.5	18.8	19.5	16.0
320									19.1	16.0

Carbody counterweight: 126,100 lbs with 3.9 ft flat track pads
Rear counterweight: 163,200/229,300/273,400 lbs
Suspended counterweight: 4,400-264,600 lbs / radius 40-51.8 ft

TLT 14168081/0. Above load charts are for reference only. For actual lift duty please refer to load chart in operator's cabin or manual. Otherwise we recommend you to plan your lifting job using Crane Planner 2.0.

Load capacities with fixed jib

Load capacity in 1000 lbs with 302 ft main boom

Radius [ft]	Jib length 36 ft		Jib length 46 ft		Jib length 56 ft		Jib length 75 ft		Jib length 85 ft	
	15°	30°	15°	30°	15°	30°	15°	30°	15°	30°
33.41	99.2									
40	99.2		99.2							
50	99.2	84.4	99.2	65.0	81.2		56.7			
60	99.2	80.2	99.2	62.2	79.4	49.0	55.4		46.5	
80	99.2	73.6	93.6	56.6	73.6	45.1	51.7	33.4	43.5	29.0
120	99.2	65.5	74.4	48.8	61.0	39.0	43.2	28.9	37.8	24.9
160	81.9	57.8	63.9	43.1	50.8	34.5	36.0	25.6	32.5	22.0
200	70.0	51.7	54.8	39.1	43.8	32.9	32.7	22.9	28.3	19.8
240	58.6	47.7	48.2	36.1	38.6	30.3	28.8	21.0	24.9	18.1
280	43.9	44.4	43.2	34.1	34.8	28.5	25.8	19.7	22.4	16.9
305	36.7	36.9	37.5	33.5	33.4	27.8	24.4	19.1	21.0	16.3
325					33.2	27.6	23.4	18.9	20.2	16.0
340							22.7	18.8	19.6	15.9
350									19.3	15.9

Load capacity in 1000 lbs with 331 ft main boom

Radius [ft]	Jib length 36 ft		Jib length 46 ft		Jib length 56 ft		Jib length 75 ft		Jib length 85 ft	
	15°	30°	15°	30°	15°	30°	15°	30°	15°	30°
34.96	99.2									
40	99.2		93.9							
50	99.2	85.0	93.9	62.8	78.8					
60	99.2	81.2	93.9	62.3	77.4	49.5	54.2		45.9	
80	99.2	75.1	93.7	57.7	73.9	45.7	51.6	33.4	43.7	29.2
120	99.2	66.4	77.1	50.0	63.4	40.0	44.6	29.4	38.3	25.5
160	85.0	58.9	66.0	44.2	52.6	35.4	37.5	26.1	33.4	22.4
200	72.6	53.0	56.5	39.9	45.2	33.4	33.4	23.5	29.5	20.1
240	56.2	48.7	49.8	36.9	40.0	31.1	30.0	21.6	26.0	18.5
330	28.5	28.8	29.4	29.7	30.3	27.8	24.0	19.0	20.7	16.2
340			27.1	27.3	28.0	27.7	23.6	18.9	20.3	16.1
350					25.8	26.1	23.2	18.8	20.0	16.0
370							22.5	18.8	19.4	15.9
380									19.1	15.9

Load capacity in 1000 lbs with 361 ft main boom

Radius [ft]	Jib length 36 ft		Jib length 46 ft		Jib length 56 ft		Jib length 75 ft		Jib length 85 ft	
	15°	30°	15°	30°	15°	30°	15°	30°	15°	30°
36.5	96.8									
50	96.8	82.0	87.4		76.0					
60	96.8	81.4	87.4	62.8	74.9	49.4	52.8		45.1	
80	96.8	75.8	87.4	58.5	72.7	46.2	51.1	33.4	43.3	29.3
100	96.7	70.8	85.2	54.7	69.1	43.3	49.0	31.9	41.7	27.4
140	95.0	64.9	73.4	48.3	59.9	38.4	42.2	28.4	36.6	24.3
180	82.6	57.7	64.1	43.2	50.9	34.5	36.0	25.5	32.4	21.9
220	62.9	52.4	55.7	39.5	44.4	33.4	33.2	23.1	28.7	19.8
260	45.7	46.6	46.6	36.8	39.8	31.0	29.6	21.5	25.6	18.3
355	20.6	20.8	21.4	21.7	22.3	22.8	23.9	19.0	20.6	16.2
365			19.4	19.7	20.3	20.7	21.9	18.9	20.3	16.0
375					18.4	18.7	20.0	18.8	20.0	16.0
395							16.4	16.7	17.1	15.9
405									15.4	15.7

Carbody counterweight: 126,100 lbs with 3.9 ft flat track pads
Rear counterweight: 163,200/229,300/273,400 lbs
Suspended counterweight: 4,400-264,600 lbs / radius 40-51.8 ft

TLT 14168081/0. Above load charts are for reference only. For actual lift duty please refer to load chart in operator's cabin or manual. Otherwise we recommend you to plan your lifting job using Crane Planner 2.0.

Notes

Download datasheet

Please contact us.

Liebherr-Werk Nenzing GmbH · Dr. Hans Liebherr Str. 1 · 6710 Nenzing, Austria
Phone +43 50809 41-473 · crawler.crane@liebherr.com · www.liebherr.com
facebook.com/LiebherrConstruction

Liebherr USA, Co. · 7075 Bennington Street · Houston, TX 77028-5812
Phone (713) 636-4050 · crawler.cranes.usa@liebherr.com · www.liebherr.com
facebook.com/LiebherrConstruction

Printed in Austria Derrick for 300 t crane - rA - EN-US v02.072026 - 14182817
Subject to change without notice.