EN

Derrick for 300 t crane

LR 1106.03.09
www.liebherr.com

LIEBHERR

Crawler cranes

Concept and characteristics 3
Dimensions 7
Transport dimensions and weights 8
Boom combinations 10
Main boom 2821.xx (41-110 m) 12
Luffing jib 2316.xx (20-113 m) 14
Luffing jib 1916.xx (20-95 m) 20
Fixed jib 1507.20 (8 m) 26
Fixed jib 0906.21 (7 m) 28
Fixed jib 1713.xx (14-35 m) 30
Fixed jib 1008.xx (11-26 m) 34

Remarks

- The lifting capacities stated are valid for lifting operation only (corresponding with crane classification according to ISO 4301-1, crane group A1).
- Machine is standing on firm, horizontal ground.
- The weight of the lifting device (pulley block, hoist ropes, shackles etc.) must be deducted from the load capacity.
- Additional equipment on boom (e.g. walkways) must be deducted from the lifting capacity.
- The max. admissible wind speed can be preselected in the LML software and referred to in the load chart.
- Working radii are measured from centre of swing and under load.
- The lifting capacities are valid for 360 degrees of swing.
- Calculation of stability under load is based on ISO 4305 Table 1 + 2 + 3, tipping angle 4°.
- The steel structures are calculated according to EN 13001-1; EN 13001-2.
- The last digits of the given dimensions are rounded to 0 and 5 and may differ from the actual dimensions.
- Weights may vary depending on the delivered configuration of the machine filling level of the tanks as well as generally valid tolerances.
- The figures in this brochure may include options which are not within the standard scope of supply of the machine.
- Subject to technical change without notice.

Concept and characteristics

Derrick equipment with suspended counterweight

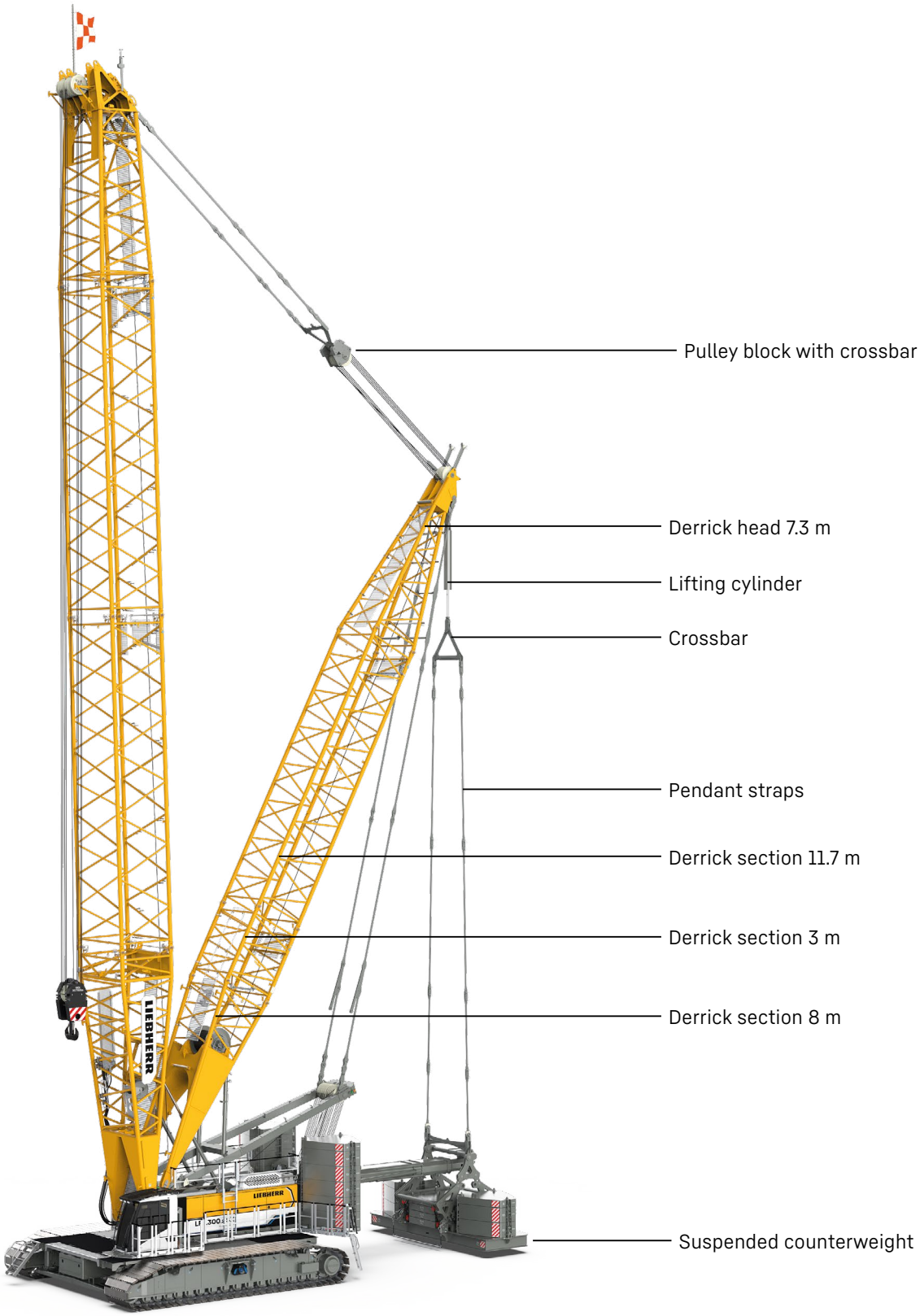

Suspended counterweight

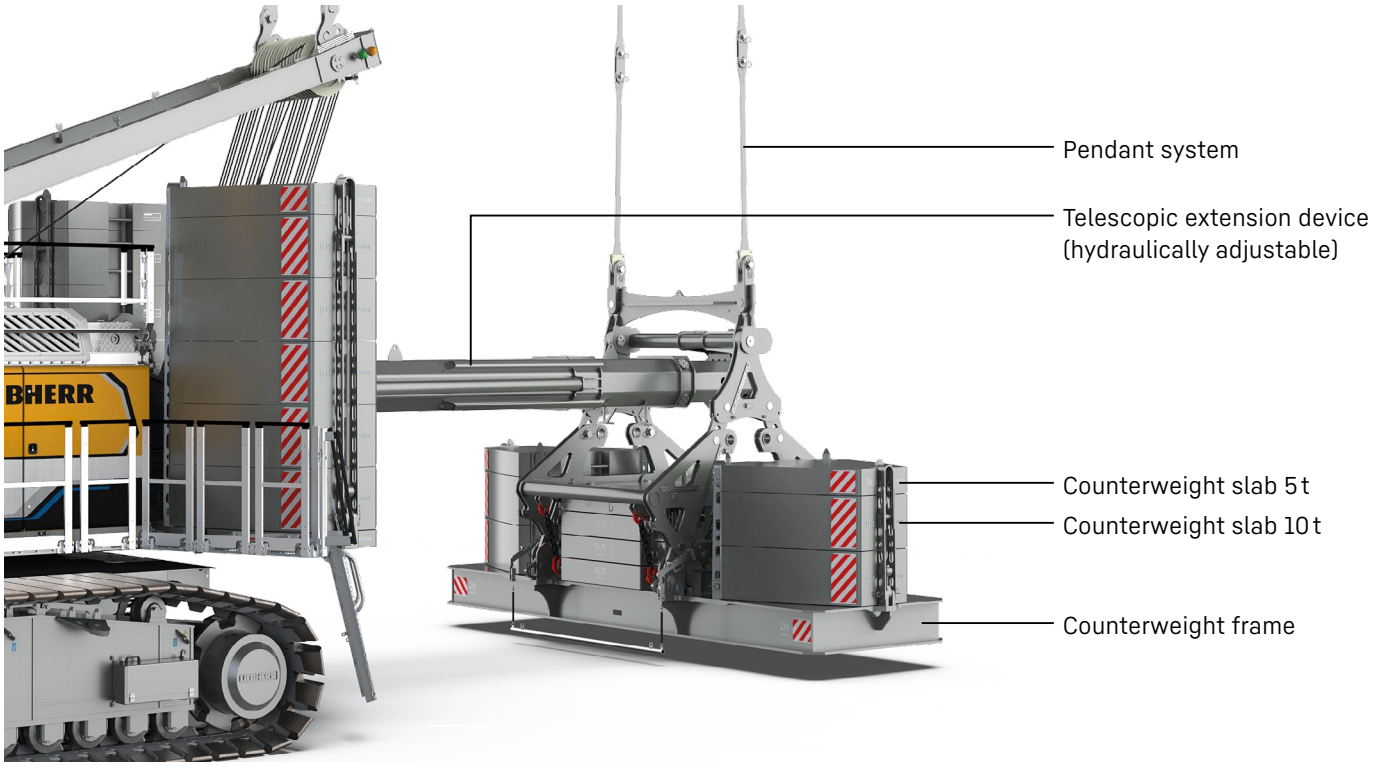



How VarioTray works



Suspended counterweight is positioned on the ground.



Unbolting of the VarioTray connection and the 10.1-t counterweight slabs.



Counterweights required for the lift are bolted to the VarioTray connection.
No auxiliary crane is required to change the 10.1-t counterweights.

Standard connection

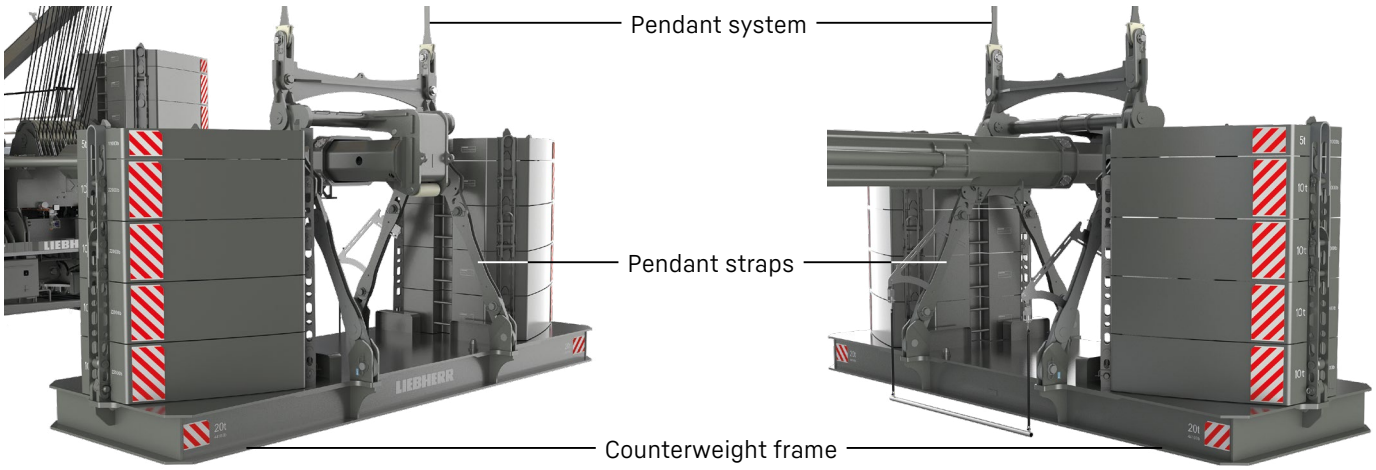

Standard connection: The counterweight frame is connected to the pendant system via the pendant straps.

Overview and conversion options

Overview derrick for 300 t crane / 400 t crane

	300 t crane	400 t crane
Standard connection	✓	–
VarioTray connection	✓	✓

Derrick conversion option for 300 t crane / 400 t crane

	300 t crane	400 t crane
Telescopic extension device	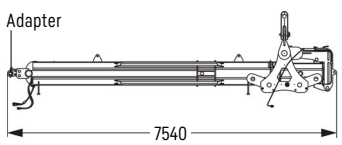	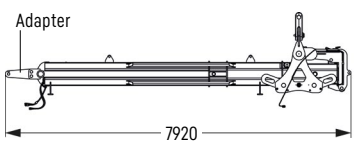

By using the correct adapter, the extension device can be used for both the 300 t and the 400 t crane.

Dimensions

Derrick equipment with suspended counterweight

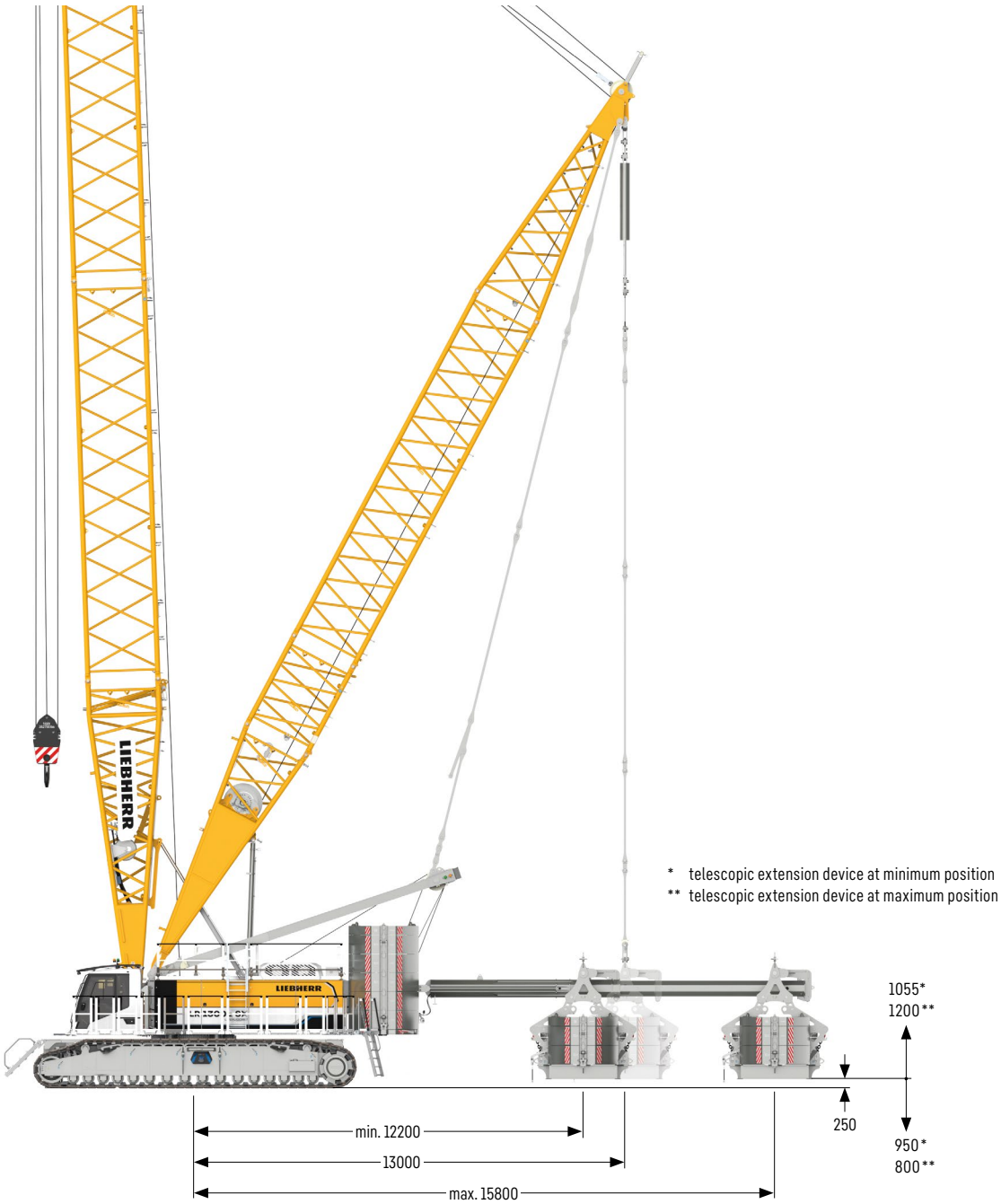

Telescopic extension device (hydraulic)
The hydraulic extension device is continuously adjustable from 12.2 to 15.8 m.

Transport dimensions and weights

Derrick equipment 2220.xx

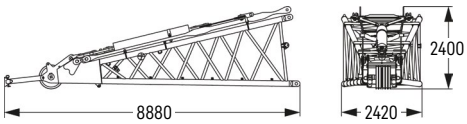

Derrick head 7.3 m (No. 2220.22)		
Weight including lifting cylinder with crossbar, including pulley block with crossbar	kg	4330

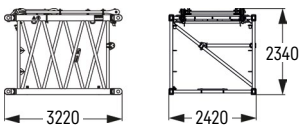

Derrick section 3 m (No. 2220.24)		
Weight incl. pendant straps	kg	1205

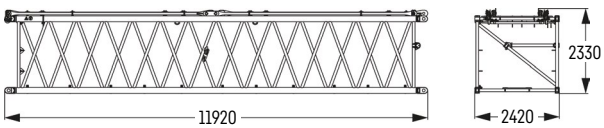

Derrick section 11.7 m (No. 2220.22)		
Weight incl. pendant straps	kg	3312

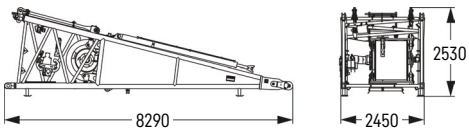

Derrick section 8 m (No. 2220.24)		
Weight including rope	kg	7940

Telescopic extension device

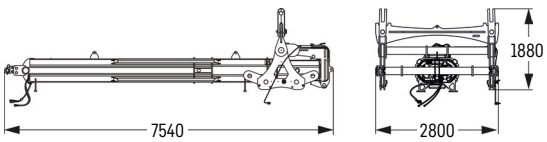

Telescopic extension device		
Weight	kg	6025

VarioTray connection transport options

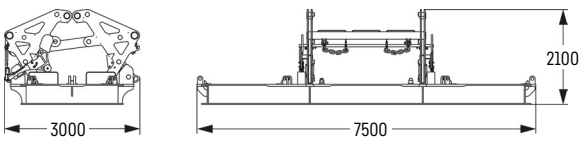

VarioTray connection with counterweight frame		
Weight	kg	22626

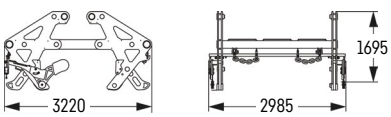

VarioTray connection		
Weight	kg	2626

Standard connection transport option

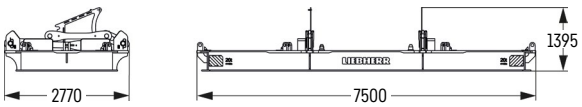

Standard connection		
Weight	kg	20404

Counterweight

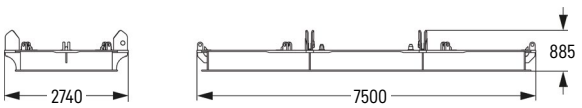

Counterweight frame		
Weight	kg	20000

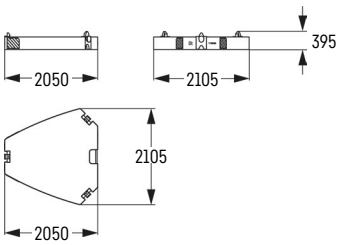

Counterweight slab		
VarioTray (2x)	kg	5000
Standard (2x)		

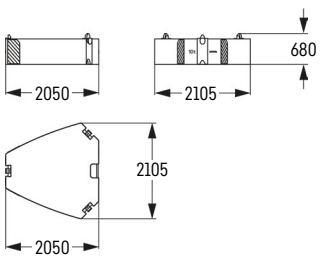

Counterweight slab		
VarioTray (4x)	kg	10000
Standard (8x)		

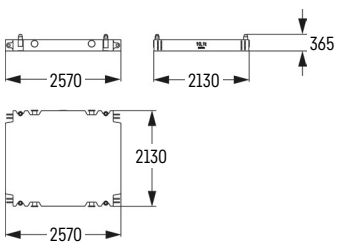

Counterweight slab for optional VarioTray connection		
VarioTray (4x)	kg	10100
Standard (0x)		

Boom combinations

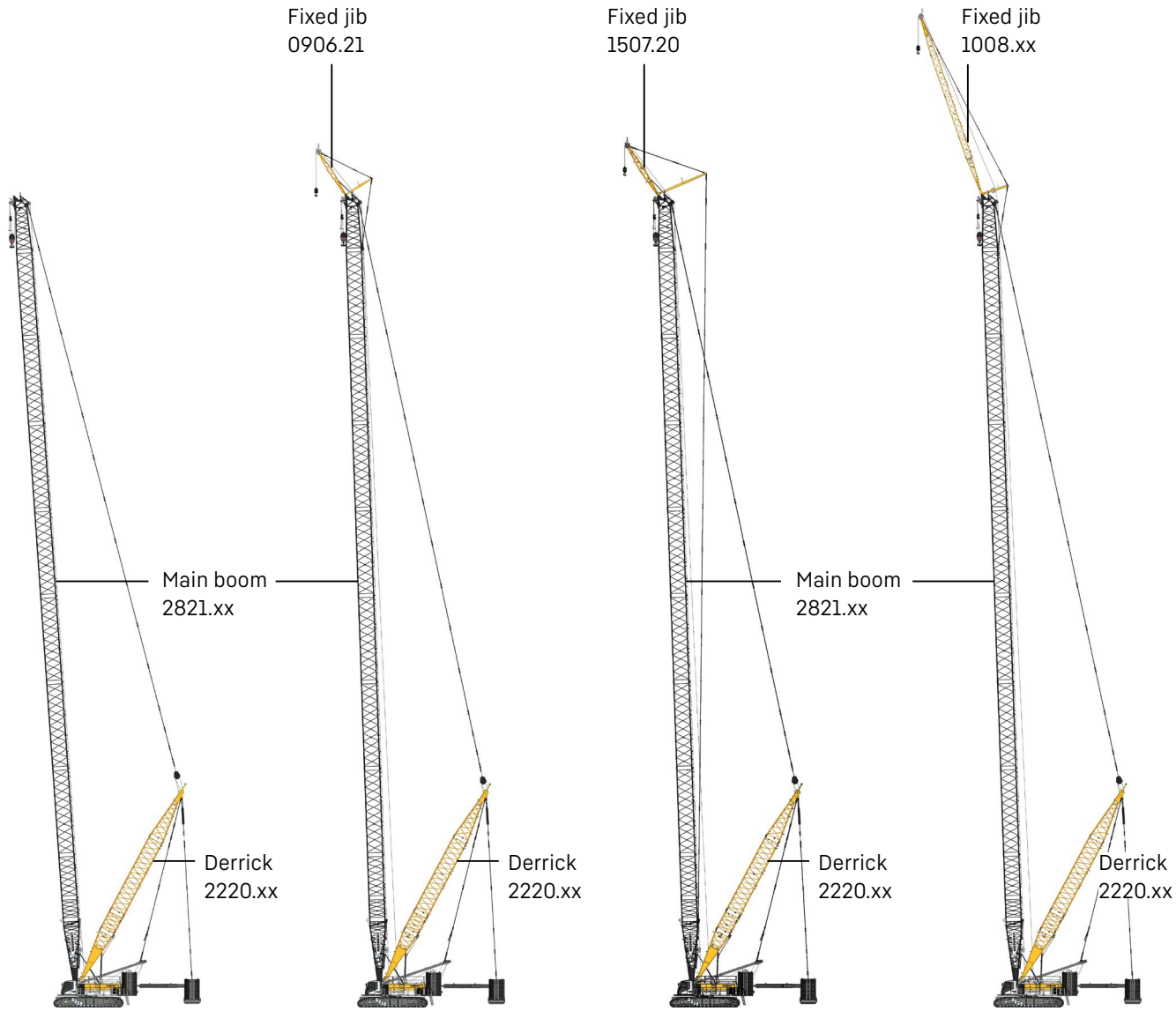

Main boom		
Mode 6		
Max. length		
2821.xx	m	110

Further information on page 12.

Main boom + fixed jib		
Mode 8		
Max. combination		
2821.xx	m	110
0906.21	m	7
Total length	m	117

Further information on page 28.

Main boom + fixed jib		
Mode 8		
Max. combination		
2821.xx	m	110
1507.20	m	8
Total length	m	118

Further information on page 26.

Main boom + fixed jib		
Mode 8		
Max. combination		
2821.xx	m	110
1008.xx	m	26
Total length	m	136

Further information on page 34.

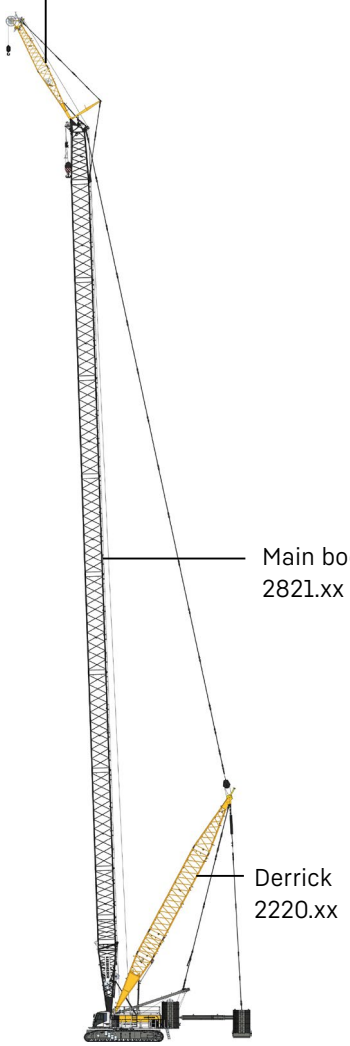

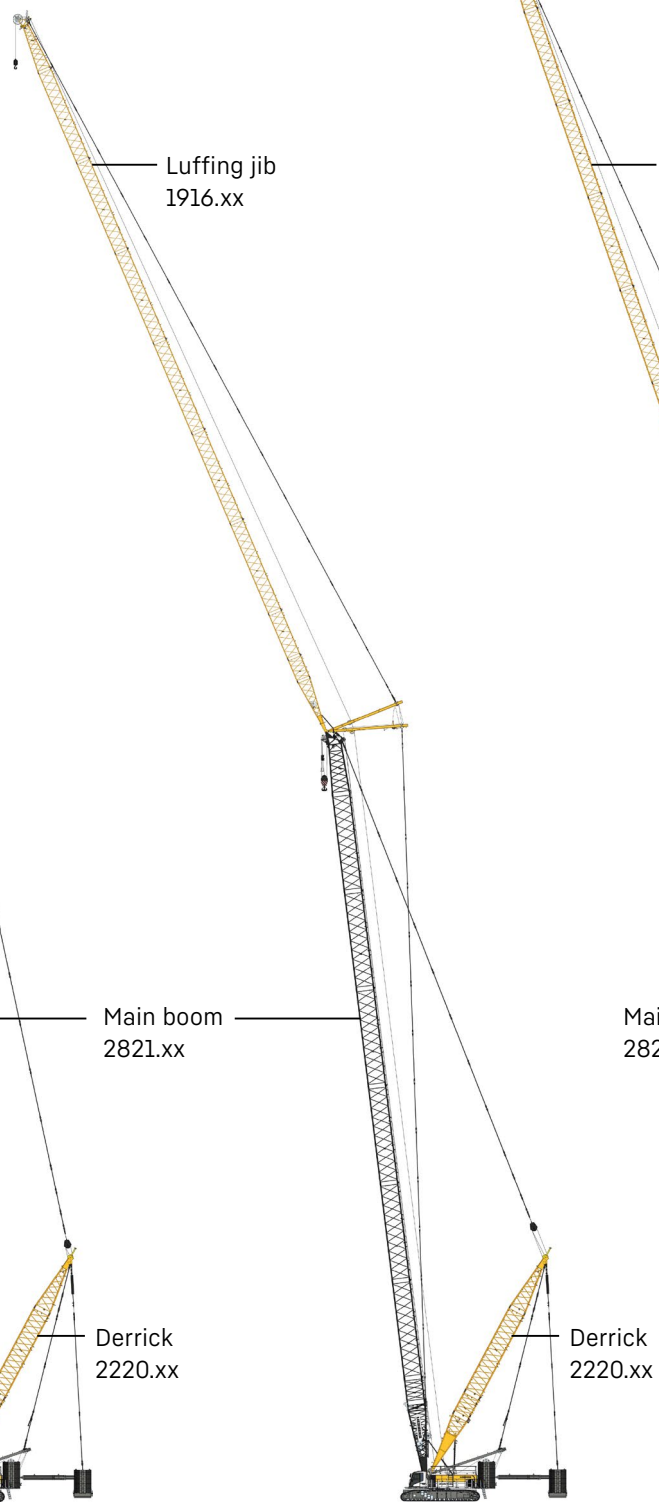

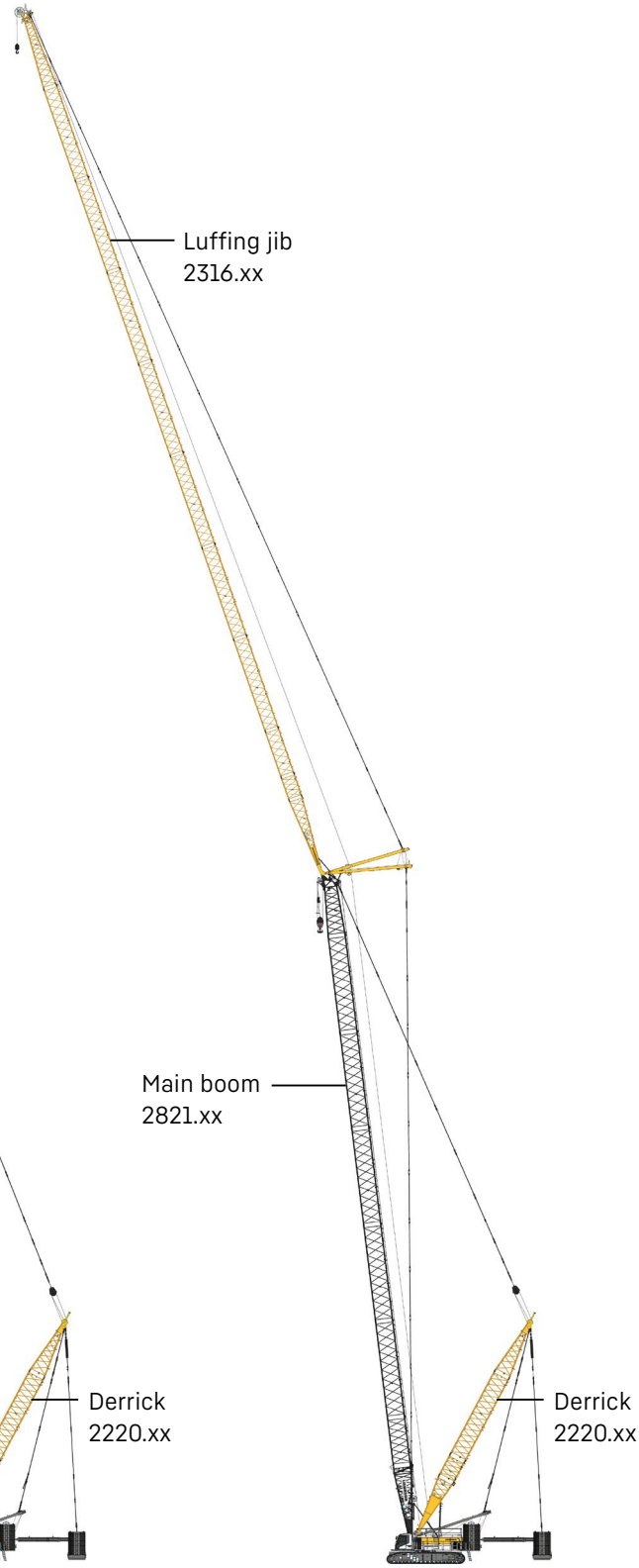

Main boom + fixed jib

Mode 8			
Max. combination			
2821.xx	m	101	110
1713.xx	m	35	14
Total length	m	136	124

Further information on page 30.

Main boom + luffing jib

Mode 9		
Max. combination		
2821.xx	m	92
1916.xx	m	95
Total length	m	187

Further information on page 20.

Main boom + luffing jib

Mode 9			
Max. combination			
2821.xx	m	83	86
2316.xx	m	113	98
Total length	m	196	184

Further information on page 14.

Main boom 2821.xx (41-110 m)

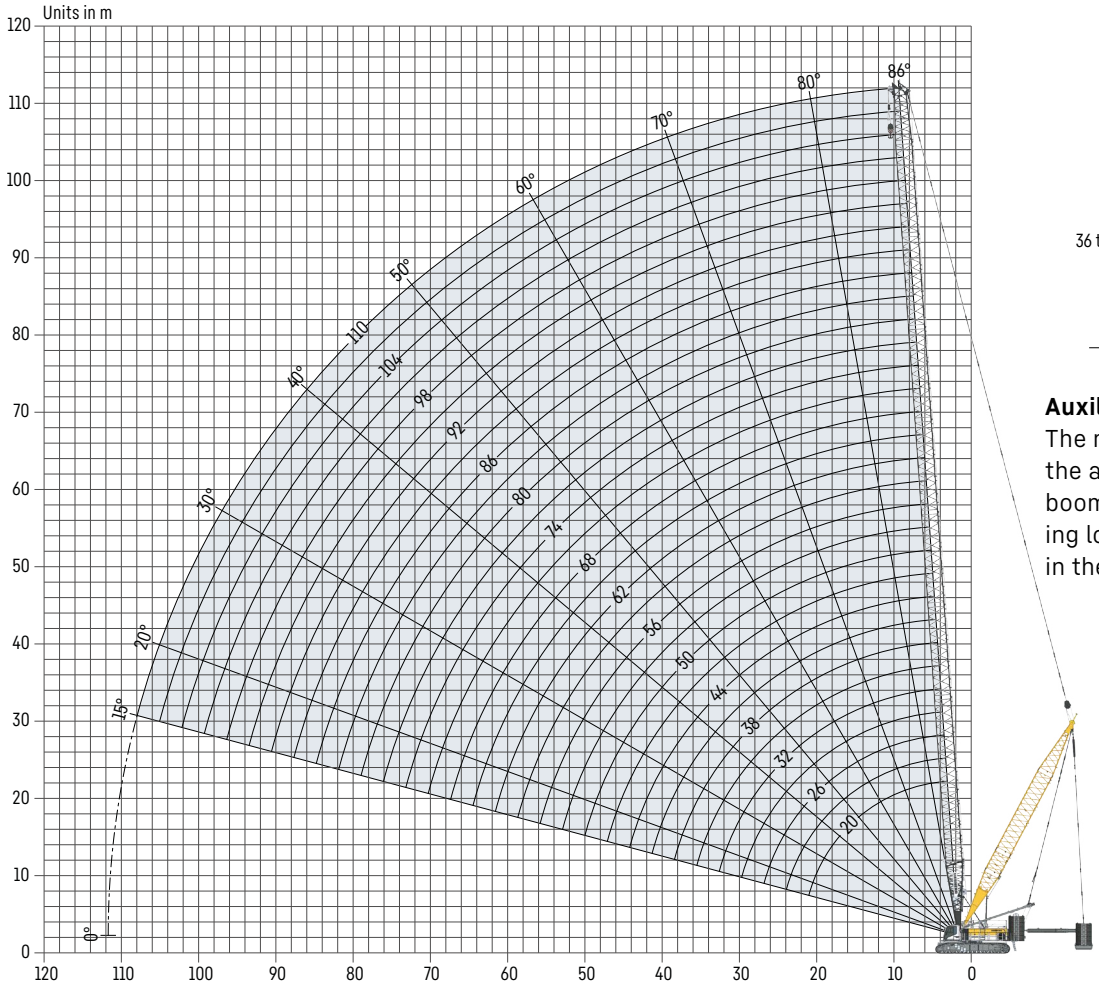

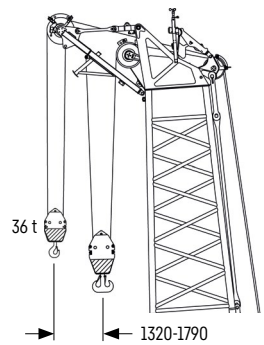

Auxiliary jib 36 t (option)
The maximum capacity of the auxiliary jib for the main boom is 36 t. The corresponding load chart is programmed in the LML system.

Main boom configuration 2821.xx

Boom section	**Amount of boom sections**											
Boom foot 10 m	1	1	1	**1**	1	1	1	**1**	1	1	1	**1**
Boom section 3 m		1		**1**		1		**1**		1		**1**
Boom section 6 m			1	**1**			1	**1**			1	**1**
Boom section 12 m	2	2	2	**2**	3	3	3	**3**	4	4	4	**4**
Boom head 7 m	1	1	1	**1**	1	1	1	**1**	1	1	1	**1**
Boom length [m]	**41**	**44**	**47**	**50**	**53**	**56**	**59**	**62**	**65**	**68**	**71**	**74**
Auxiliary jib	✓	✓	✓	✓	✓	✓	✓	✓	✓	✓	✓	✓
Boom foot 10 m	1	1	1	**1**	1	1	1	**1**	1	1	1	**1**
Boom section 3 m		1		**1**		1		**1**		1		**1**
Boom section 6 m			1	**1**			1	**1**			1	**1**
Boom section 12 m	5	5	5	**5**	6	6	6	**6**	7	7	7	**7**
Boom head 7 m	1	1	1	**1**	1	1	1	**1**	1	1	1	**1**
Boom length [m]	**77**	**80**	**83**	**86**	**89**	**92**	**95**	**98**	**101**	**104**	**107**	**110**
Auxiliary jib	✓	✓	✓	✓	✓	✓	✓	✓	✓	✓	✓	✓

Load capacities with main boom

Load capacity in [t]

Radius [m]	Boom length [m] 41	47	53	59	65	71	77	83	89	95	101	110
5.76	300.0											
6	300.0											
7	297.8	262.5	227.2									
8	294.9	256.0	223.8	196.8	170.7	148.1						
9	286.7	250.8	218.9	191.2	167.2	147.5	127.6	108.7				
10	280.0	244.0	213.4	187.2	162.4	142.4	125.3	108.4	92.4	79.9	69.1	
11	275.1	238.4	206.7	181.7	158.8	138.5	122.3	106.6	91.5	79.7	69.1	55.8
12	264.2	234.0	201.2	176.4	154.8	135.6	120.1	105.3	90.4	78.7	68.4	55.8
13	254.3	227.6	196.8	172.1	151.4	132.8	117.8	104.2	89.5	77.7	67.7	55.2
14	233.1	221.2	192.5	168.5	148.4	130.5	115.6	102.4	88.6	76.7	66.7	54.5
16	199.1	198.7	184.5	161.7	143.5	126.7	112.0	99.4	86.0	74.8	65.2	53.1
18	178.7	172.9	172.4	155.7	137.8	122.4	109.2	97.1	83.9	73.0	63.3	51.7
20	158.1	157.6	152.5	151.1	133.2	118.0	105.2	94.6	82.3	71.1	62.0	50.2
22	141.5	141.0	140.5	135.6	129.6	114.4	101.8	91.9	80.8	68.8	59.8	49.1
24	127.9	127.3	126.9	126.2	121.8	111.5	99.0	89.5	79.5	67.2	58.2	48.0
26	116.5	116.0	115.5	114.8	114.3	108.5	96.7	87.6	78.3	66.8	57.0	47.2
28	106.7	106.2	105.7	105.1	104.5	103.8	94.6	86.0	77.3	66.8	57.0	46.6
30	98.4	97.9	97.4	96.8	96.2	95.5	92.7	84.2	76.5	66.8	57.0	46.6
32	91.1	90.6	90.1	89.5	88.9	88.4	87.7	82.6	75.1	66.8	57.0	46.6
34	84.8	84.3	83.9	83.2	82.6	81.9	81.3	80.5	73.8	66.6	57.0	46.6
36	78.4	78.6	78.2	77.6	77.0	76.3	75.6	74.9	72.6	66.3	57.0	46.6
38	72.0	73.7	73.3	72.6	72.1	71.4	70.7	70.0	69.3	66.2	57.0	46.6
40	65.8	69.2	68.7	68.1	67.6	66.8	66.2	65.4	64.8	64.0	57.0	46.6
42		65.1	64.6	64.0	63.5	62.8	62.1	61.4	60.7	59.9	57.0	46.6
44		60.4	60.9	60.3	59.8	59.2	58.6	57.8	57.1	56.4	55.6	46.6
46		55.6	57.7	57.1	56.5	55.8	55.2	54.5	53.8	53.0	52.3	46.6
48			54.6	54.0	53.4	52.8	52.1	51.4	50.7	49.9	49.2	45.8
50			51.5	51.2	50.6	49.9	49.3	48.6	47.9	47.1	46.4	44.5
55				45.0	44.6	43.9	43.3	42.6	41.9	41.1	40.4	39.2
60					39.4	38.8	38.2	37.4	36.8	35.6	35.3	34.0
65						34.4	33.8	33.1	32.4	30.6	30.9	29.7
70						30.5	30.1	29.4	28.8	26.9	27.2	25.2
75							26.8	26.2	25.6	24.3	24.0	21.2
80								23.4	22.8	22.0	21.3	18.0
85									20.3	19.6	18.9	15.5
90										17.3	16.7	13.9
95											14.8	12.7
100												11.8
105												10.2

Carbody counterweight: 57.2 t with 1200 mm track pads
Rear counterweight: 74/104/124 t
Suspended counterweight: 2-120 t, radius 12.2-15.8 m

TLT 14168025 / 0. Above load charts are for reference only. For actual lift duty please refer to load chart in operator's cabin or manual. Otherwise we recommend you to plan your lifting job using Crane Planner 2.0.

Crane Planner 2.0

Luffing jib 2316.xx (20-113 m)

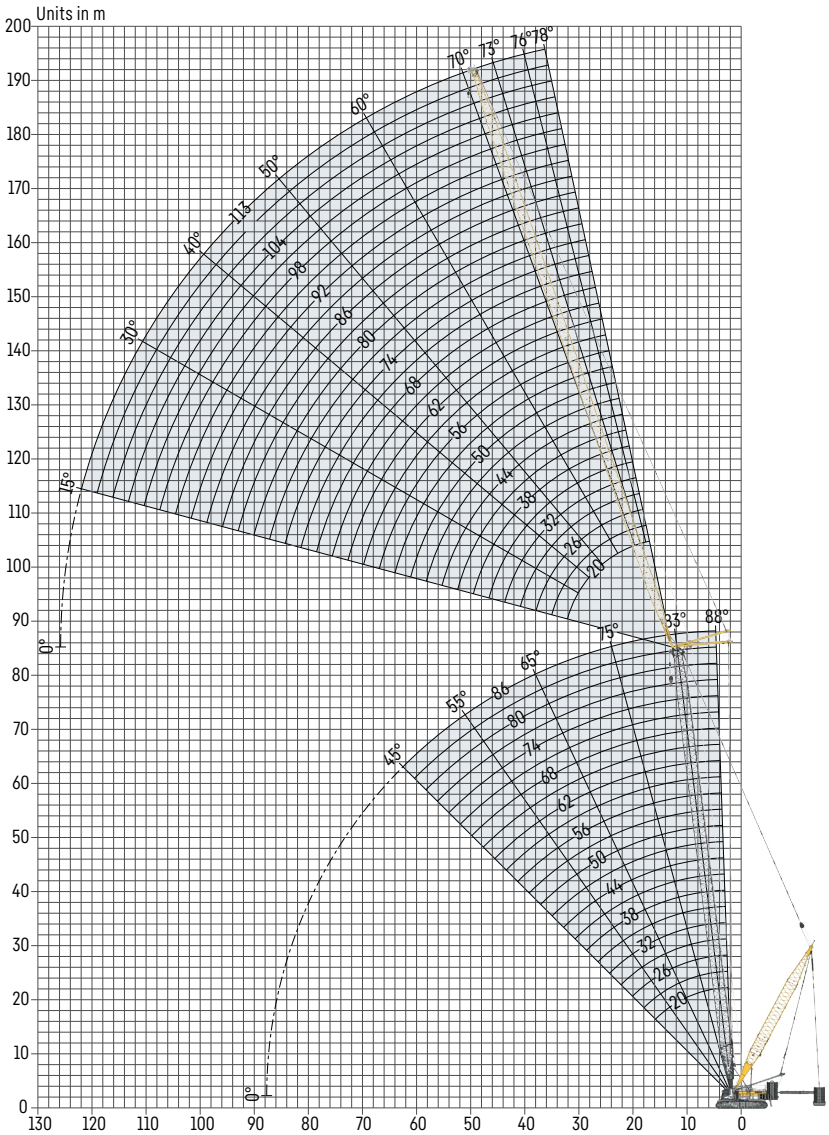

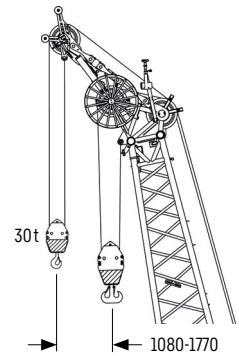

Auxiliary jib 30 t (option)
The maximum capacity of the auxiliary jib for the luffing jib is 30 t.

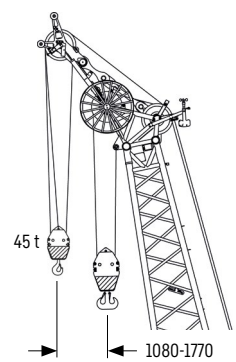

Auxiliary jib 45 t (option)
The maximum capacity of the auxiliary jib for the luffing jib is 45 t.

Jib configuration 2316.xx

Jib section	Amount of jib sections															
Jib foot 10 m	1	1	1	1	1	1	1	**1**	1	1	1	**1**	1	1	1	**1**
Jib section 3 m		1		1		1		**1**		1		**1**		1		**1**
Jib section 6 m			1	1			1	**1**			1	**1**			1	**1**
Jib section 12 m					1	1	1	**1**	2	2	2	**2**	3	3	3	**3**
Jib head 10 m	1	1	1	1	1	1	1	**1**	1	1	1	**1**	1	1	1	**1**
Jib length [m]	**20**	**23**	**26**	**29**	**32**	**35**	**38**	**41**	**44**	**47**	**50**	**53**	**56**	**59**	**62**	**65**
Auxiliary jib	✓	✓	✓	✓	✓	✓	✓	✓	✓	✓	✓	✓	✓	✓	✓	✓
Jib foot 10 m	1	1	1	**1**	1	1	1	**1**	1	1	1	**1**	1	1	1	**1**
Jib section 3 m		1		**1**		1		**1**		1		**1**		1		**1**
Jib section 6 m			1	**1**			1	**1**			1	**1**			1	**1**
Jib section 12 m	4	4	4	**4**	5	5	5	**5**	6	6	6	**6**	7	7	7	**7**
Jib head 10 m	1	1	1	**1**	1	1	1	**1**	1	1	1	**1**	1	1	1	**1**
Jib length [m]	**68**	**71**	**74**	**77**	**80**	**83**	**86**	**89**	**92**	**95**	**98**	**101**	**104**	**107**	**110**	**113**
Auxiliary jib	✓	✓	✓	✓	✓	✓	✓	✓	✓	✓	✓	✓	✓	✓	✓	

Maximum load capacity in [t]

Jib length [m]	Main boom [m]															
	41	44	47	50	53	56	59	62	65	68	71	74	77	80	83	86
20	117.0	117.0	117.0	117.0	113.6	108.7	102.5	97.5								
23	117.0	115.4	112.6	108.5	104.1	98.7	94.2	89.1	83.6	77.6	72.8	67.7				
26	113.4	108.5	103.5	99.5	94.6	90.6	86.2	82.6	76.8	72.1	67.1	63.0	58.9	55.2	51.4	48.4
29	101.0	96.8	93.6	89.2	85.9	81.7	78.7	74.9	70.8	66.3	62.3	58.4	54.8	51.1	47.9	44.8
32	90.8	87.3	83.7	80.7	77.3	74.5	71.2	68.6	64.7	61.6	57.7	54.3	50.7	47.7	44.6	41.9
35	83.0	80.0	77.5	74.3	71.8	68.8	66.3	63.4	60.2	56.9	53.6	50.1	47.1	44.2	41.5	38.8
38	76.7	74.1	71.4	69.1	66.3	64.2	61.5	59.4	55.8	52.9	49.5	46.7	43.8	41.3	38.5	36.2
41	70.2	68.0	66.1	63.7	61.7	59.4	57.1	54.6	51.7	48.7	46.0	43.3	40.8	38.3	35.9	33.6
44	65.0	63.0	61.0	59.3	57.1	55.5	52.7	50.7	47.7	45.2	42.7	40.5	37.9	35.8	33.4	31.4
47	59.8	58.2	56.7	54.8	53.2	51.3	49.0	46.6	44.4	41.8	39.6	37.3	35.2	33.0	31.1	29.2
50	55.7	54.3	52.5	51.1	49.4	48.0	45.3	43.4	40.9	38.9	36.6	34.8	32.5	30.7	29.0	27.3
53	50.8	49.7	48.5	46.9	45.7	44.0	42.1	39.9	38.0	35.9	34.0	32.0	30.3	28.7	27.0	25.4
56	46.9	45.9	44.5	43.5	42.0	40.9	38.8	37.0	35.0	33.4	31.4	30.0	28.2	27.0	25.3	24.0
59	42.8	41.8	41.2	40.0	38.9	37.5	35.9	34.1	32.5	30.7	29.2	27.6	26.2	25.1	23.7	22.3
62	39.5	38.7	37.8	37.2	35.8	34.7	33.0	31.7	29.9	28.6	27.0	26.0	24.5	23.6	22.1	20.9
65	35.1	34.5	34.2	33.3	32.6	31.5	30.5	29.1	27.4	26.4	25.1	23.7	22.8	21.9	20.7	19.5
68	31.8	31.2	30.6	30.1	29.5	28.9	27.9	27.1	25.7	24.6	23.2	22.0	21.2	20.6	19.3	18.3
71	29.5	29.0	28.6	28.0	27.2	26.7	25.8	24.8	23.7	22.5	21.4	20.2	19.5	18.8	18.0	17.0
74	27.7	27.2	26.7	26.2	25.3	25.0	23.8	22.9	21.8	20.8	19.7	18.7	17.9	17.4	16.6	15.9
77	24.6	23.9	23.8	23.2	23.1	22.6	21.8	20.9	20.1	19.1	18.2	17.3	16.5	15.8	15.3	14.7
80	22.3	21.8	21.4	21.2	20.9	20.6	19.9	19.3	18.4	17.6	16.8	16.2	15.4	14.7	14.1	13.7
83	20.3	19.9	19.8	19.4	19.4	19.0	18.5	17.8	17.1	16.3	15.7	15.0	14.3	13.6	13.1	12.7
86	18.7	18.4	18.2	18.0	17.8	17.7	17.1	16.6	15.7	15.3	14.6	14.0	13.3	12.7	12.2	11.9
89	17.1	16.8	16.7	16.4	16.3	16.0	15.6	15.1	14.6	13.9	13.4	12.9	12.3	11.6	11.1	10.7
92	15.8	15.5	15.2	15.0	14.8	14.5	14.2	14.0	13.4	12.9	12.3	12.0	11.3	10.8	10.2	9.7
95	14.5	14.3	14.2	13.9	13.8	13.5	13.2	12.9	12.4	11.8	11.4	11.0	10.5	9.9	9.4	8.9
98	13.5	13.3	13.1	13.0	12.8	12.6	12.3	12.1	11.5	11.0	10.5	10.2	9.7	9.2	8.6	8.3
101	12.5	12.3	12.2	11.9	11.8	11.6	11.4	11.1	10.6	10.1	9.7	9.3	8.9	8.4	7.9	
104	11.6	11.4	11.2	11.1	11.0	10.8	10.5	10.2	9.8	9.4	8.9	8.6	8.1	7.7	7.2	
107	10.4	10.3	10.2	10.0	10.0	9.7	9.6	9.3	8.9	8.5	8.1	7.7	7.3	6.9	6.4	
110	9.4	9.4	9.2	9.1	9.0	8.8	8.6	8.5	8.1	7.7	7.3	7.0	6.5	6.2	5.8	
113	8.8	8.7	8.6	8.5	8.3	8.2	7.9	7.7	7.3	7.0	6.5	6.3	5.8	5.5	5.1	

Maximum pulley height in [m]

Jib length [m]	Main boom [m]															
	41	44	47	50	53	56	59	62	65	68	71	74	77	80	83	86
20	63.3	66.3	69.3	72.3	75.3	78.3	81.3	84.3								
23	66.3	69.3	72.3	75.3	78.3	81.3	84.3	87.3	90.3	93.3	96.3	99.3				
26	69.2	72.2	75.2	78.2	81.2	84.2	87.2	90.2	93.2	96.2	99.2	102.2	105.2	108.2	111.2	114.2
29	72.1	75.1	78.1	81.1	84.1	87.1	90.1	93.1	96.1	99.1	102.1	105.1	108.1	111.1	114.1	117.1
32	75.1	78.1	81.1	84.1	87.1	90.1	93.1	96.1	99.1	102.1	105.1	108.1	111.1	114.1	117.1	120.1
35	78.0	81.0	84.0	87.0	90.0	93.0	96.0	99.0	102.0	105.0	108.0	111.0	114.0	117.0	120.0	123.0
38	81.0	83.9	86.9	89.9	92.9	95.9	98.9	101.9	104.9	107.9	110.9	113.9	116.9	119.9	122.9	125.9
41	83.9	86.9	89.9	92.9	95.9	98.9	101.9	104.9	107.9	110.9	113.9	116.9	119.9	122.9	125.9	128.9
44	86.8	89.8	92.8	95.8	98.8	101.8	104.8	107.8	110.8	113.8	116.8	119.8	122.8	125.8	128.8	131.8
47	89.8	92.8	95.8	98.7	101.7	104.7	107.7	110.7	113.7	116.7	119.7	122.7	125.7	128.7	131.7	134.7
50	92.7	95.7	98.7	101.7	104.7	107.7	110.7	113.7	116.7	119.7	122.7	125.7	128.7	131.7	134.7	137.7
53	95.6	98.6	101.6	104.6	107.6	110.6	113.6	116.6	119.6	122.6	125.6	128.6	131.6	134.6	137.6	140.6
56	98.6	101.6	104.6	107.6	110.6	113.5	116.5	119.5	122.5	125.5	128.5	131.5	134.5	137.5	140.5	143.5
59	101.5	104.5	107.5	110.5	113.5	116.5	119.5	122.5	125.5	128.5	131.5	134.5	137.5	140.5	143.5	146.5
62	104.4	107.4	110.4	113.4	116.4	119.4	122.4	125.4	128.4	131.4	134.4	137.4	140.4	143.4	146.4	149.4
65	107.4	110.4	113.4	116.4	119.4	122.4	125.4	128.3	131.3	134.3	137.3	140.3	143.3	146.3	149.3	152.3
68	110.3	113.3	116.3	119.3	122.3	125.3	128.3	131.3	134.3	137.3	140.3	143.3	146.3	149.3	152.3	155.3
71	113.2	116.2	119.2	122.2	125.2	128.2	131.2	134.2	137.2	140.2	143.2	146.2	149.2	152.2	155.2	158.2
74	116.2	119.2	122.2	125.2	128.2	131.2	134.2	137.2	140.2	143.1	146.1	149.1	152.1	155.1	158.1	161.1
77	119.1	122.1	125.1	128.1	131.1	134.1	137.1	140.1	143.1	146.1	149.1	152.1	155.1	158.1	161.1	164.1
80	122.0	125.0	128.0	131.0	134.0	137.0	140.0	143.0	146.0	149.0	152.0	155.0	158.0	161.0	164.0	167.0
83	125.0	128.0	131.0	134.0	137.0	140.0	143.0	146.0	149.0	152.0	155.0	157.9	160.9	163.9	166.9	169.9
86	127.9	130.9	133.9	136.9	139.9	142.9	145.9	148.9	151.9	154.9	157.9	160.9	163.9	166.9	169.9	172.9
89	130.8	133.8	136.8	139.8	142.8	145.8	148.8	151.8	154.8	157.8	160.8	163.8	166.8	169.8	172.8	175.8
92	133.8	136.8	139.8	142.8	145.8	148.8	151.8	154.8	157.8	160.8	163.8	166.8	169.7	172.7	175.7	178.7
95	136.7	139.7	142.7	145.7	148.7	151.7	154.7	157.7	160.7	163.7	166.7	169.7	172.7	175.7	178.7	181.7
98	139.6	142.6	145.6	148.6	151.6	154.6	157.6	160.6	163.6	166.6	169.6	172.6	175.6	178.6	181.6	184.6
101	142.6	145.6	148.6	151.6	154.6	157.6	160.6	163.6	166.6	169.6	172.6	175.6	178.6	181.6	184.5	
104	145.5	148.5	151.5	154.5	157.5	160.5	163.5	166.5	169.5	172.5	175.5	178.5	181.5	184.5	187.5	
107	148.4	151.4	154.4	157.4	160.4	163.4	166.4	169.4	172.4	175.4	178.4	181.4	184.4	187.4	190.4	
110	151.4	154.4	157.4	160.4	163.4	166.4	169.4	172.4	175.4	178.4	181.4	184.4	187.4	190.4	193.4	
113	154.3	157.3	160.3	163.3	166.3	169.3	172.3	175.3	178.3	181.3	184.3	187.3	190.3	193.3	196.3	

Load capacities with luffing jib

Load capacity in [t] with 41 m main boom [88/83/75/65°]

Radius [m]	Jib length 20 m				Jib length 38 m				Jib length 56 m			
	88 °	83 °	75 °	65 °	88 °	83 °	75 °	65 °	88 °	83 °	75 °	65 °
8.75	117.0											
12	117.0											
13	108.2				76.7							
14	99.3				76.2							
16	80.1	117.0			72.2							
18	66.8	107.6			64.0				46.4			
20	55.8	85.7			54.2	71.0			44.5			
22	48.0	70.2			46.0	67.1			40.9			
24		57.5	102.9		40.5	61.1			37.5			
26		50.2	90.8		36.0	55.4			34.2	41.4		
30			69.2		29.8	43.4	62.5		28.1	38.7		
32			58.5		27.4	38.8	59.9		26.0	37.1		
34				83.8	25.4	35.2	54.1		23.9	35.8		
38				66.6	22.3	29.2	45.0		20.5	31.2	38.3	
40					20.9	27.0	41.5		19.2	28.4	38.0	
44						23.0	35.7	47.4	16.8	24.2	33.7	
46							33.0	44.0	15.8	22.3	31.2	
50							27.1	37.8	13.9	19.1	27.6	
55								31.7	12.2	16.0	23.8	29.6
60										13.6	20.8	25.8
65											17.6	22.5
70												19.9

Radius [m]	Jib length 74 m				Jib length 92 m				Jib length 113 m			
	88 °	83 °	75 °	65 °	88 °	83 °	75 °	65 °	88 °	83 °	75 °	65 °
20	27.7											
24	26.4				15.8							
28	25.2				15.4							
30	24.8	25.3			15.2				8.8			
34	22.0	24.9			14.5				8.3			
36	20.2	24.4			14.2	14.7			8.2			
40	17.4	23.0			13.3	14.3			7.8			
42	16.2	22.4			12.8	14.0			7.6	7.8		
46	14.1	20.9	23.1		11.8	13.3			7.3	7.5		
48	13.2	19.7	23.0		11.4	13.0			7.1	7.4		
50	12.3	18.6	22.7		10.8	12.7			6.9	7.2		
55	10.6	16.5	21.2		8.9	11.9	12.8		6.5	6.8		
60	9.0	13.7	18.8		7.3	11.0	12.2		6.0	6.5		
65	7.7	11.2	16.6	19.7	6.0	10.3	11.6		4.4	6.1	6.4	
70	6.6	9.3	14.6	17.7	4.9	8.9	11.1		3.1	5.5	6.1	
75	5.6	7.9	13.0	15.8	3.9	7.2	10.4	10.8	2.3	5.1	5.9	
80			11.2	14.1	3.1	5.8	9.4	10.5		4.0	5.5	
85			8.6	12.7	2.4	4.7	8.5	10.2			5.2	
90				11.2		3.6	7.7	9.2				5.0
95						2.5	6.6	8.5				
100							5.5	7.7				
105								6.8				

Carbody counterweight: 57.2 t with 1200 mm track pads
Rear counterweight: 74/104/124 t
Suspended counterweight: 2-120 t, radius 12.2-15.8 m

TLT 14168025 / 0. Above load charts are for reference only. For actual lift duty please refer to load chart in operator's cabin or manual. Otherwise we recommend you to plan your lifting job using Crane Planner 2.0.

Load capacities with luffing jib

Load capacity in [t] with 56 m main boom [88/83/75/65°]

Radius [m]	Jib length 20 m				Jib length 38 m				Jib length 56 m			
	88 °	83 °	75 °	65 °	88 °	83 °	75 °	65 °	88 °	83 °	75 °	65 °
9.27	108.7											
10	108.2											
12	104.1											
14	86.7				64.0							
16	72.3	103.6			62.5							
18	61.4	98.7			56.0				40.9			
20	52.1	89.0			49.1				39.4			
22	45.2	71.8			42.2	59.6			36.8			
24	39.0	60.5			37.4	57.3			33.5			
28		45.6	90.0		30.5	49.3			28.1	37.0		
30			83.9		28.1	44.3			25.7	35.9		
32			75.5		26.0	39.4			24.0	34.9		
34			66.9		24.1	35.8	56.2		22.1	33.7		
36			56.8		22.5	32.6	55.4		20.5	32.7		
40				66.4	19.9	27.3	47.4		17.9	28.5		
42				62.8		25.4	43.8		16.8	26.0	35.0	
46						21.8	37.4		14.8	22.2	33.8	
50							32.4	47.3	13.1	19.2	30.3	
55								39.4	11.5	16.0	26.1	
60								33.3		13.8	22.6	29.5
70											16.8	23.0
80												17.9

Radius [m]	Jib length 74 m				Jib length 92 m				Jib length 113 m			
	88 °	83 °	75 °	65 °	88 °	83 °	75 °	65 °	88 °	83 °	75 °	65 °
22	25.0											
26	23.4				14.5							
30	22.0				14.1				8.2			
32	21.5	23.0			13.9				8.1			
34	19.6	22.8			13.6				7.9			
38	16.6	21.9			13.1	13.7			7.5			
42	14.7	20.6			11.8	13.3			7.2			
44	13.5	20.1			11.2	13.1			7.0	7.3		
46	12.5	19.7			10.6	12.8			6.9	7.2		
48	11.6	18.6			10.2	12.4			6.5	7.1		
50	10.9	17.6	20.9		9.7	12.1			6.2	6.9		
55	9.3	15.4	20.3		8.0	11.5			5.5	6.6		
60	7.9	13.3	18.9		6.6	10.6	11.9		5.2	6.2		
70	5.8	9.3	15.5	18.5	4.5	9.1	11.0		2.8	5.3	6.0	
75	4.8	8.0	13.6	17.6	3.5	7.4	10.5			4.9	5.7	
80		6.6	12.1	15.7	2.8	5.9	9.8	10.1		4.5	5.5	
85			10.5	14.0	2.1	4.7	9.0	10.0			5.1	
95				11.3		2.8	7.4	9.2				4.7
100							6.4	8.5				4.5
105							5.3	7.9				
110								7.1				
115								6.2				

Carbody counterweight: 57.2 t with 1200 mm track pads
Rear counterweight: 74/104/124 t
Suspended counterweight: 2-120 t, radius 12.2-15.8 m

TLT 14168025 / 0. Above load charts are for reference only. For actual lift duty please refer to load chart in operator's cabin or manual. Otherwise we recommend you to plan your lifting job using Crane Planner 2.0.

Load capacities with luffing jib

Load capacity in [t] with 71 m main boom [88/83/75/65°]

Radius [m]	Jib length 23 m				Jib length 41 m				Jib length 59 m			
	88 °	83 °	75 °	65 °	88 °	83 °	75 °	65 °	88 °	83 °	75 °	65 °
10.42	72.8											
12	70.9											
14	67.2											
16	61.4				45.0							
18	53.8				43.0				29.2			
20	47.0	65.2			41.1				28.7			
24	36.6	57.2			32.8	41.8			26.7			
26	33.3	52.4			29.9	41.3			25.9			
30		41.6			25.2	38.9			22.4	27.8		
32		37.8	63.6		23.5	37.8			20.8	27.6		
34			62.5		21.9	34.2			19.5	27.3		
40			54.4		18.1	26.8	43.5		15.7	25.9		
42			49.0		17.1	24.8	42.9		14.8	24.5		
44					16.1	23.0	41.6		13.9	22.6		
48				50.1		20.2	38.0		12.3	19.6	28.6	
50				47.9		18.8	35.8		11.6	18.4	28.4	
55				43.0			30.4		10.1	15.4	26.5	
60							25.0	37.3	8.8	13.2	23.8	
65								34.0		11.4	20.9	
70								29.2			18.5	26.0
75											16.0	23.1
90												15.2

Radius [m]	Jib length 77 m				Jib length 95 m				Jib length 113 m			
	88 °	83 °	75 °	65 °	88 °	83 °	75 °	65 °	88 °	83 °	75 °	65 °
22	18.2											
24	17.9											
26	17.6				11.3							
30	17.2				11.2				6.5			
32	17.1				11.2				6.5			
36	15.5	18.1			11.0				6.4			
40	13.5	17.8			10.8	11.4			6.2			
44	12.0	17.1			9.5	11.3			6.1			
46	11.2	16.7			9.0	11.1			6.0	6.5		
48	10.4	16.4			8.5	10.9			5.7	6.4		
55	8.4	13.9	17.2		6.8	10.0			4.5	6.0		
65	6.0	10.6	16.2		4.4	8.7	10.1		3.0	5.3		
70	5.2	8.8	15.5		3.6	8.1	9.8		2.0	4.8	5.5	
75	4.4	7.5	14.2		2.7	7.1	9.5			4.4	5.4	
80		6.4	12.7	15.3	2.0	5.6	9.2			4.0	5.1	
85		5.3	11.4	15.0		4.4	8.8				4.9	
90			10.0	14.0		3.4	8.0	8.6			4.6	
95			8.5	12.6		2.6	7.4	8.6				
100				11.4			6.8	8.4				4.2
105				10.2			5.9	8.0				4.1
110							5.0	7.5				
125								5.0				

Carbody counterweight: 57.2 t with 1200 mm track pads
Rear counterweight: 74/104/124 t
Suspended counterweight: 2-120 t, radius 12.2-15.8 m

TLT 14168025 / 0. Above load charts are for reference only. For actual lift duty please refer to load chart in operator's cabin or manual. Otherwise we recommend you to plan your lifting job using Crane Planner 2.0.

Load capacities with luffing jib

Load capacity in [t] with 86 m main boom [88/83/75/65°]

Radius [m]	Jib length 26 m				Jib length 41 m				Jib length 56 m			
	88 °	83 °	75 °	65 °	88 °	83 °	75 °	65 °	88 °	83 °	75 °	65 °
11.57	48.4											
14	46.0											
16	44.1				33.1							
18	42.1				31.8				23.7			
20	38.5				30.5				23.1			
22	35.1	42.9			29.0				22.4			
26	29.0	40.7			26.1	30.4			21.1			
30	25.0	38.7			22.2	30.0			19.3			
32		35.3			20.8	29.5			18.6	22.5		
36		30.2			18.2	27.2			16.4	22.0		
38		27.8	43.3		17.1	26.0			15.4	21.8		
40			42.8		16.1	24.9			14.4	21.6		
44			40.4		14.5	21.4	32.2		12.9	19.8		
48			37.0			18.9	31.6		11.4	18.0		
50			34.8			17.8	30.6		10.8	17.2	24.0	
55				38.9			28.2		9.6	14.6	23.8	
60				35.2			25.8		7.8	12.6	22.6	
65								30.5		11.0	21.2	
70								28.0			19.6	
75								25.7			17.3	23.8
80												22.5
90												18.9

Radius [m]	Jib length 71 m				Jib length 86 m				Jib length 98 m			
	88 °	83 °	75 °	65 °	88 °	83 °	75 °	65 °	88 °	83 °	75 °	65 °
22	16.0											
24	15.5											
26	15.2				10.8							
28	15.1				10.8				7.8			
32	14.8				10.6				7.7			
36	13.4	16.0			10.5				7.6			
40	12.5	15.8			9.8	11.3			7.4			
44	10.9	15.4			9.0	11.2			7.0	8.1		
46	10.1	15.3			8.7	11.1			6.6	8.0		
50	8.9	14.5			7.7	10.8			6.0	8.0		
60	6.6	11.5	17.0		5.3	9.5			4.2	7.5		
65	5.7	9.7	16.5		4.4	8.6	11.8		3.3	6.9		
70	4.9	8.3	15.9		3.6	7.7	11.5		2.6	6.2	8.3	
80		6.1	13.6		2.3	5.2	10.8			4.6	7.9	
85			12.4	16.2		4.3	10.2			3.6	7.6	
90			10.6	16.1		3.5	9.4	10.5		2.7	7.4	
95				14.6		2.6	8.8	10.5			6.8	
100				13.4			7.8	10.5			6.4	7.2
105				12.0			6.5	10.0			6.0	7.2
110								9.6			5.2	7.1
120								7.8			3.1	6.7
130												5.4

Carbody counterweight: 57.2 t with 1200 mm track pads
Rear counterweight: 74/104/124 t
Suspended counterweight: 2-120 t, radius 12.2-15.8 m

TLT 14168025 / 0. Above load charts are for reference only. For actual lift duty please refer to load chart in operator's cabin or manual. Otherwise we recommend you to plan your lifting job using Crane Planner 2.0.

Luffing jib 1916.xx (20-95 m)

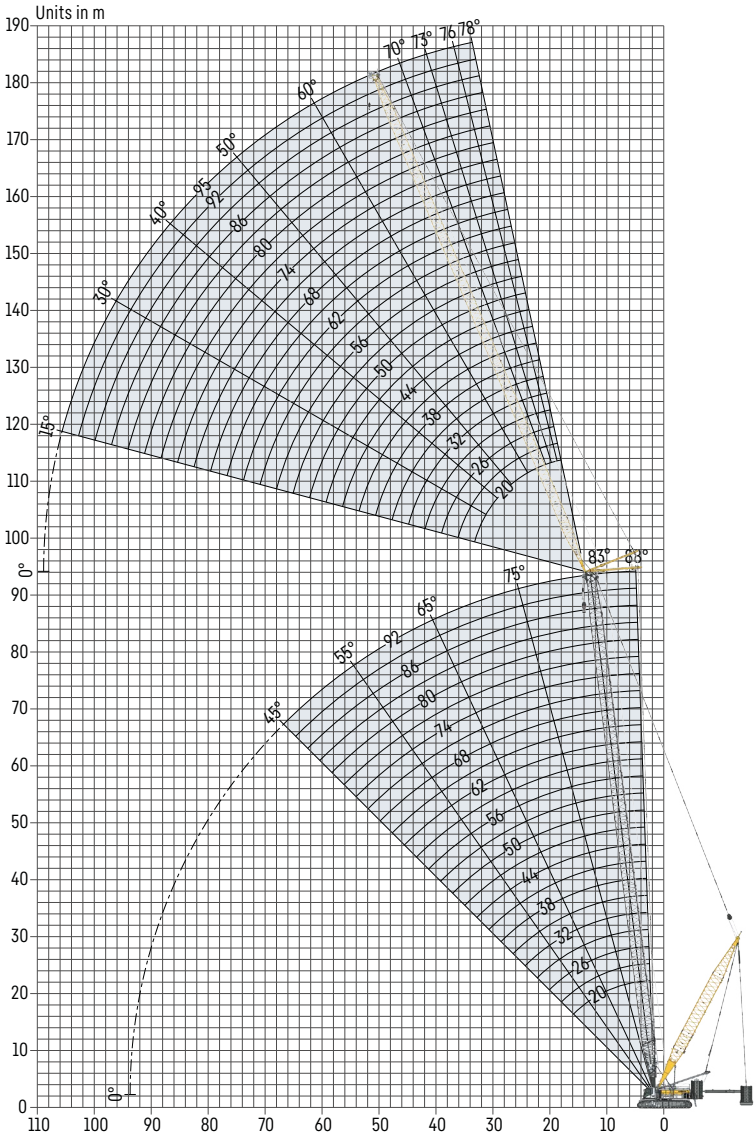

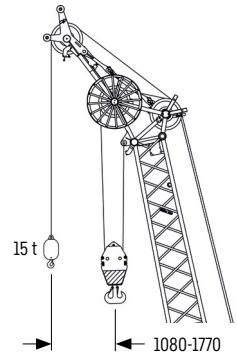

Auxiliary jib 15 t (option)
The maximum capacity of the auxiliary jib for the luffing jib is 15 t.

Jib configuration 1916.xx

Jib section	Amount of jib sections												
Jib foot 7 m	1	1	1	1	1	**1**	1	1	1	**1**	1	1	1
Jib section 3 m		1		1		**1**		1		**1**		1	
Jib section 6 m	1	1			1	**1**			1	**1**			1
Jib section 12 m			1	1	1	**1**	2	2	2	**2**	3	3	3
Jib head 7 m	1	1	1	1	1	**1**	1	1	1	**1**	1	1	1
Jib length [m]	**20**	**23**	**26**	**29**	**32**	**35**	**38**	**41**	**44**	**47**	**50**	**53**	**56**
Auxiliary jib	✓	✓	✓	✓	✓	✓	✓	✓	✓	✓	✓	✓	✓
Jib foot 7 m	**1**	1	1	1	**1**	1	1	1	**1**	1	1	1	**1**
Jib section 3 m	**1**		1		**1**		1		**1**		1		**1**
Jib section 6 m	**1**			1	**1**			1	**1**			1	**1**
Jib section 12 m	**3**	4	4	4	**4**	5	5	5	**5**	6	6	6	**6**
Jib head 7 m	**1**	1	1	1	**1**	1	1	1	**1**	1	1	1	**1**
Jib length [m]	**59**	**62**	**65**	**68**	**71**	**74**	**77**	**80**	**83**	**86**	**89**	**92**	**95**
Auxiliary jib	✓	✓	✓	✓	✓	✓	✓	✓	✓	✓	✓	✓	

Maximum load capacity in [t]

Jib length [m]	Main boom [m]																	
	41	44	47	50	53	56	59	62	65	68	71	74	77	80	83	86	89	92
20	83.8	83.2	80.9	79.0	76.6	74.6	71.6	69.2	66.3	64.0	61.4	59.2	56.5	54.3	51.9			
23	75.8	74.8	73.2	71.5	69.5	67.5	65.2	62.9	60.6	58.3	56.3	54.2	52.1	50.0	48.0	46.2	44.3	42.4
26	69.3	68.0	66.5	65.5	63.3	61.6	59.5	57.8	55.5	53.8	51.7	50.0	48.1	46.6	44.6	43.1	41.2	39.7
29	61.4	60.4	59.4	58.3	56.8	55.4	53.9	52.4	50.8	49.1	47.4	45.9	44.3	42.7	41.2	39.8	38.4	36.9
32	55.4	54.4	53.3	52.4	51.3	50.3	49.1	48.1	46.5	45.3	43.7	42.6	41.0	39.7	38.3	37.2	35.7	34.6
35	48.6	47.9	47.1	46.4	45.5	44.7	43.8	43.0	41.9	40.9	39.9	38.9	37.7	36.5	35.1	33.9	32.8	31.6
38	43.4	42.8	42.1	41.6	40.8	40.2	39.5	38.9	38.1	37.5	36.6	35.9	34.8	33.9	32.5	31.6	30.4	29.5
41	38.9	38.4	37.9	37.4	36.8	36.2	35.1	34.5	34.0	33.4	32.8	32.1	31.2	30.4	29.6	28.8	28.0	27.1
44	35.2	34.8	34.4	34.0	33.4	32.9	31.8	31.3	30.8	30.4	29.7	29.2	28.4	27.8	27.1	26.6	25.8	25.2
47	31.4	31.0	30.6	30.3	29.8	29.4	29.0	28.5	28.1	27.6	27.1	26.6	25.9	25.3	24.8	24.2	23.6	23.0
50	28.7	28.3	28.0	27.6	27.3	27.0	26.6	26.3	25.8	25.4	24.9	24.4	23.8	23.2	22.7	22.4	21.7	21.2
53	25.9	25.6	25.3	25.0	24.7	24.5	23.5	23.2	22.8	22.4	22.0	21.6	21.2	20.7	20.2	19.7	19.2	18.7
56	23.6	23.4	23.1	22.8	22.6	22.4	21.4	21.2	20.7	20.4	20.0	19.7	19.2	18.9	18.4	18.0	17.6	17.3
59	20.7	20.5	20.2	20.0	19.7	19.5	19.3	19.1	18.8	18.4	18.1	17.8	17.5	17.2	16.8	16.4	16.1	15.7
62	18.7	18.5	18.3	18.1	18.0	17.8	17.6	17.4	17.1	16.9	16.6	16.4	16.0	15.7	15.4	15.2	14.8	14.5
65	17.0	16.8	16.6	16.5	16.3	16.1	15.9	15.8	15.5	15.3	15.1	14.8	14.6	14.3	14.0	13.7	13.4	13.1
68	15.6	15.4	15.2	15.1	14.9	14.8	14.6	14.4	14.2	14.0	13.8	13.6	13.4	13.1	12.8	12.6	12.3	12.0
71	14.0	13.9	13.7	13.6	13.5	13.3	13.1	13.0	12.8	12.7	12.5	12.3	12.1	11.9	11.6	11.4	11.1	10.9
74	12.7	12.6	12.5	12.4	12.2	12.1	11.9	11.8	11.7	11.6	11.4	11.3	11.0	10.9	10.6	10.4	10.2	10.0
77	11.4	11.3	11.2	11.1	11.0	10.8	10.7	10.6	10.5	10.4	10.3	10.2	10.0	9.8	9.6	9.5	9.3	9.1
80	10.4	10.2	10.2	10.1	9.9	9.8	9.7	9.6	9.6	9.5	9.4	9.3	9.1	9.0	8.8	8.6	8.5	8.3
83	9.3	9.2	9.1	9.0	8.9	8.8	8.7	8.7	8.6	8.5	8.4	8.3	8.2	8.1	7.9	7.8	7.6	7.4
86	8.4	8.4	8.3	8.2	8.1	8.0	7.9	7.9	7.8	7.7	7.6	7.5	7.4	7.3	7.1	7.0	6.9	6.8
89	7.3	7.3	7.2	7.2	7.1	7.0	7.0	7.0	6.9	6.8	6.7	6.6	6.5	6.4	6.3	6.2	6.1	6.0
92	6.4	6.4	6.4	6.4	6.4	6.3	6.2	6.2	6.1	6.0	6.0	5.9	5.8	5.7	5.6	5.6	5.4	5.3
95	6.0	6.0	5.9	5.9	5.8	5.8	5.7	5.7	5.6	5.5	5.5	5.4	5.3	5.2	5.1	5.0	4.9	4.8

Example: To achieve a maximum load capacity of 14 t, a combination of 68 m main boom with 68 m jib length can be selected.

Maximum pulley height in [m]

Jib length [m]	Main boom [m]																	
	41	44	47	50	53	56	59	62	65	68	71	74	77	80	83	86	89	92
20	63.3	66.3	69.3	72.3	75.3	78.3	81.3	84.3	87.3	90.3	93.3	96.3	99.3	102.3	105.3			
23	66.3	69.3	72.3	75.3	78.3	81.3	84.3	87.3	90.3	93.3	96.3	99.3	102.3	105.3	108.3	111.3	114.3	117.2
26	69.2	72.2	75.2	78.2	81.2	84.2	87.2	90.2	93.2	96.2	99.2	102.2	105.2	108.2	111.2	114.2	117.2	120.2
29	72.1	75.1	78.1	81.1	84.1	87.1	90.1	93.1	96.1	99.1	102.1	105.1	108.1	111.1	114.1	117.1	120.1	123.1
32	75.1	78.1	81.1	84.1	87.1	90.1	93.1	96.1	99.1	102.1	105.1	108.1	111.1	114.1	117.1	120.1	123.1	126.1
35	78.0	81.0	84.0	87.0	90.0	93.0	96.0	99.0	102.0	105.0	108.0	111.0	114.0	117.0	120.0	123.0	126.0	129.0
38	81.0	83.9	86.9	89.9	92.9	95.9	98.9	101.9	104.9	107.9	110.9	113.9	116.9	119.9	122.9	125.9	128.9	131.9
41	83.9	86.9	89.9	92.9	95.9	98.9	101.9	104.9	107.9	110.9	113.9	116.9	119.9	122.9	125.9	128.9	131.9	134.9
44	86.8	89.8	92.8	95.8	98.8	101.8	104.8	107.8	110.8	113.8	116.8	119.8	122.8	125.8	128.8	131.8	134.8	137.8
47	89.8	92.8	95.8	98.7	101.7	104.7	107.7	110.7	113.7	116.7	119.7	122.7	125.7	128.7	131.7	134.7	137.7	140.7
50	92.7	95.7	98.7	101.7	104.7	107.7	110.7	113.7	116.7	119.7	122.7	125.7	128.7	131.7	134.7	137.7	140.7	143.7
53	95.6	98.6	101.6	104.6	107.6	110.6	113.6	116.6	119.6	122.6	125.6	128.6	131.6	134.6	137.6	140.6	143.6	146.6
56	98.6	101.6	104.6	107.6	110.6	113.5	116.5	119.5	122.5	125.5	128.5	131.5	134.5	137.5	140.5	143.5	146.5	149.5
59	101.5	104.5	107.5	110.5	113.5	116.5	119.5	122.5	125.5	128.5	131.5	134.5	137.5	140.5	143.5	146.5	149.5	152.5
62	104.4	107.4	110.4	113.4	116.4	119.4	122.4	125.4	128.4	131.4	134.4	137.4	140.4	143.4	146.4	149.4	152.4	155.4
65	107.4	110.4	113.4	116.4	119.4	122.4	125.4	128.3	131.3	134.3	137.3	140.3	143.3	146.3	149.3	152.3	155.3	158.3
68	110.3	113.3	116.3	119.3	122.3	125.3	128.3	131.3	134.3	137.3	140.3	143.3	146.3	149.3	152.3	155.3	158.3	161.3
71	113.2	116.2	119.2	122.2	125.2	128.2	131.2	134.2	137.2	140.2	143.2	146.2	149.2	152.2	155.2	158.2	161.2	164.2
74	116.2	119.2	122.2	125.2	128.2	131.2	134.2	137.2	140.2	143.1	146.1	149.1	152.1	155.1	158.1	161.1	164.1	167.1
77	119.1	122.1	125.1	128.1	131.1	134.1	137.1	140.1	143.1	146.1	149.1	152.1	155.1	158.1	161.1	164.1	167.1	170.1
80	122.0	125.0	128.0	131.0	134.0	137.0	140.0	143.0	146.0	149.0	152.0	155.0	158.0	161.0	164.0	167.0	170.0	173.0
83	125.0	128.0	131.0	134.0	137.0	140.0	143.0	146.0	149.0	152.0	155.0	157.9	160.9	163.9	166.9	169.9	172.9	175.9
86	127.9	130.9	133.9	136.9	139.9	142.9	145.9	148.9	151.9	154.9	157.9	160.9	163.9	166.9	169.9	172.9	175.9	178.9
89	130.8	133.8	136.8	139.8	142.8	145.8	148.8	151.8	154.8	157.8	160.8	163.8	166.8	169.8	172.8	175.8	178.8	181.8
92	133.8	136.8	139.8	142.8	145.8	148.8	151.8	154.8	157.8	160.8	163.8	166.8	169.7	172.7	175.7	178.7	181.7	184.7
95	136.7	139.7	142.7	145.7	148.7	151.7	154.7	157.7	160.7	163.7	166.7	169.7	172.7	175.7	178.7	181.7	184.7	187.7

Load capacities with luffing jib

Load capacity in [t] with 41 m main boom [88/83/75/65°]

Radius [m]	Jib length 20 m				Jib length 35 m				Jib length 50 m			
	88 °	83 °	75 °	65 °	88 °	83 °	75 °	65 °	88 °	83 °	75 °	65 °
8.75	83.8											
10	81.2											
12	72.8				48.6							
14	65.6				45.2							
16	59.1	70.6			41.5				28.4			
18	54.0	63.1			38.5				27.0			
20	49.4	57.0			35.7	39.9			25.7			
22	41.8	52.0			33.5	37.2			24.6			
24		47.8	59.2		31.3	34.8			23.7	24.8		
26		40.6	54.8		29.5	32.9			22.9	24.0		
30			48.0		26.3	29.8	34.5		21.7	22.7		
32			41.8		24.9	28.0	32.9		21.2	22.2		
34				52.5	23.4	26.5	31.3		20.7	21.7		
36				49.5	21.2	25.2	30.0		20.3	21.2	22.5	
38				45.6	19.0	23.4	28.4		19.6	20.9	22.0	
40						21.4	26.8		18.8	20.4	21.6	
42							25.5	30.8	18.0	19.6	21.1	
46							22.2	27.8	16.6	18.2	20.4	
50								25.3	13.8	16.6	18.8	20.4
55										13.3	17.1	19.8
60											14.4	17.8
65												15.8

Radius [m]	Jib length 65 m				Jib length 80 m				Jib length 95 m			
	88 °	83 °	75 °	65 °	88 °	83 °	75 °	65 °	88 °	83 °	75 °	65 °
20	16.6											
22	15.8				10.4							
26	14.7				9.5				6.0			
28	14.3	14.9			9.2				5.7			
32	13.5	14.2			8.8	9.2			5.4			
34	13.2	13.9			8.6	9.0			5.2			
36	13.0	13.6			8.3	8.7			5.0	5.3		
38	12.7	13.3			8.1	8.5			4.9	5.2		
40	12.4	13.0			7.9	8.3			4.8	5.0		
42	12.1	12.7	13.3		7.8	8.1			4.6	4.9		
44	11.9	12.4	13.1		7.6	7.9			4.5	4.7		
48	11.4	12.0	12.7		7.3	7.6	7.9		4.3	4.5		
55	10.6	11.2	11.9		6.8	7.0	7.4		3.8	4.1	4.3	
60	9.6	10.7	11.4	11.8	6.6	6.8	7.1		3.5	3.7	4.1	
65	8.1	9.5	11.0	11.4	6.4	6.5	6.8		3.2	3.4	3.8	
70		8.0	10.0	11.0	6.2	6.3	6.6	6.7	2.9	3.1	3.4	
75			8.8	10.6	5.6	6.0	6.4	6.5	2.6	2.8	3.2	3.4
80				9.7	4.9	5.5	6.2	6.3	2.3	2.5	2.9	3.2
85						4.6	5.9	6.1	2.0	2.3	2.6	2.9
90							5.6	6.1		2.0	2.4	2.7
95								6.1			2.1	2.4
105												2.0

Carbody counterweight: 57.2 t with 1200 mm track pads
Rear counterweight: 74/104/124 t
Suspended counterweight: 2-120 t, radius 12.2-15.8 m

TLT 14168025 / 0. Above load charts are for reference only. For actual lift duty please refer to load chart in operator's cabin or manual. Otherwise we recommend you to plan your lifting job using Crane Planner 2.0.

Load capacities with luffing jib

Load capacity in [t] with 59 m main boom [88/83/75/65°]

Radius [m]	Jib length 20 m				Jib length 35 m				Jib length 50 m			
	88 °	83 °	75 °	65 °	88 °	83 °	75 °	65 °	88 °	83 °	75 °	65 °
9.38	71.6											
11	65.7											
13	58.2				43.8							
14	55.1				42.5							
16	49.9				39.7				26.6			
18	45.9	58.0			37.2				25.5			
22	38.9	46.8			32.6	37.2			23.3			
24	35.1	43.5			30.6	35.1			22.6			
26		40.8			29.0	33.2			21.9	23.2		
28		38.3	53.9		27.7	31.8			21.4	22.7		
30			49.6		26.3	30.3			20.9	22.3		
34			43.9		23.9	27.6	33.3		20.0	21.4		
36			41.2		22.0	26.2	32.1		19.6	20.9		
38					20.0	25.1	30.9		19.1	20.4		
40				50.3		23.6	29.7		18.5	20.1	21.5	
44				46.2		15.2	27.0		17.3	19.1	20.8	
46				44.0			25.7		16.8	18.5	20.5	
50							22.8	29.6	14.3	17.4	19.9	
55								26.6		14.8	18.4	
60								23.6			16.9	19.4
65											14.3	18.4
75												14.9

Radius [m]	Jib length 65 m				Jib length 80 m				Jib length 95 m			
	88 °	83 °	75 °	65 °	88 °	83 °	75 °	65 °	88 °	83 °	75 °	65 °
20	15.8											
22	15.1				9.7							
26	14.1				9.2				5.7			
30	13.4	14.2			8.7				5.4			
34	12.8	13.6			8.3	8.7			5.0			
36	12.6	13.3			8.1	8.6			4.9			
40	12.0	12.8			7.7	8.2			4.6	4.9		
42	11.8	12.6			7.6	8.0			4.5	4.8		
46	11.4	12.0	12.7		7.2	7.7			4.2	4.5		
50	10.9	11.6	12.4		7.0	7.4			4.1	4.2		
55	10.4	11.1	11.9		6.6	7.0	7.5		3.7	4.0		
60	9.7	10.6	11.5		6.4	6.7	7.1		3.4	3.7	4.0	
65	8.3	10.0	11.1		6.2	6.5	6.8		3.1	3.4	3.8	
70		8.7	10.7	11.1	6.0	6.3	6.6		2.8	3.2	3.6	
75			9.9	10.9	5.6	6.1	6.4	6.5	2.5	2.9	3.3	
80			8.8	10.6	5.0	5.7	6.2	6.3	2.2	2.6	3.1	
85				10.1		5.3	6.0	6.2	2.0	2.4	2.8	3.1
90				9.3			5.8	6.0		2.1	2.5	2.9
95							5.6	6.0			2.3	2.7
100								5.9			2.1	2.5
105								5.4				2.3
110												2.1

Carbody counterweight: 57.2 t with 1200 mm track pads
Rear counterweight: 74/104/124 t
Suspended counterweight: 2-120 t, radius 12.2-15.8 m

TLT 14168025 / 0. Above load charts are for reference only. For actual lift duty please refer to load chart in operator's cabin or manual. Otherwise we recommend you to plan your lifting job using Crane Planner 2.0.

Load capacities with luffing jib

Load capacity in [t] with 77 m main boom [88/83/75/65°]

Radius [m]	Jib length 20 m				Jib length 35 m				Jib length 50 m			
	88 °	83 °	75 °	65 °	88 °	83 °	75 °	65 °	88 °	83 °	75 °	65 °
10.01	56.5											
12	53.5											
14	47.8				37.5							
16	43.4				36.1							
18	39.7				34.4				23.3			
20	36.7	49.1			32.2				22.6			
24	32.2	40.0			28.8	33.2			21.0			
28		35.4			26.3	30.9			20.1	21.4		
30		33.8			25.0	29.8			19.7	21.1		
32			47.5		23.9	28.6			19.2	20.7		
36			41.4		21.7	26.4			18.4	20.1		
38			38.9		20.3	25.3	30.9		18.1	19.7		
40			37.0			24.2	30.3		17.3	19.4		
42			35.1			23.1	29.4		16.5	19.1		
46						20.1	27.6		15.2	18.3	20.0	
48				44.6			26.4		14.6	17.8	19.7	
50				43.2			25.3		13.8	17.4	19.6	
55							22.4			15.8	18.9	
60								27.1		13.0	17.8	
65								24.8			16.6	18.4
70											14.1	18.2
80												15.8

Radius [m]	Jib length 65 m				Jib length 80 m				Jib length 95 m			
	88 °	83 °	75 °	65 °	88 °	83 °	75 °	65 °	88 °	83 °	75 °	65 °
20	14.6											
24	13.7				9.1							
26	13.3				8.8				5.3			
30	12.7				8.3				5.1			
32	12.4	13.2			8.1				4.9			
36	11.9	12.8			7.7	8.2			4.6			
40	11.4	12.3			7.4	8.0			4.4			
42	11.2	12.1			7.2	7.8			4.2	4.7		
44	11.0	12.0			7.1	7.6			4.1	4.6		
48	10.7	11.5			6.8	7.3			3.9	4.3		
55	9.8	10.8	11.7		6.4	6.8			3.5	3.9		
60	9.3	10.4	11.3		6.2	6.5	7.1		3.2	3.7		
65	8.3	10.0	11.0		6.0	6.3	6.8		3.0	3.4	3.8	
75		7.4	10.3	10.6	5.5	6.0	6.3		2.4	2.9	3.4	
80			9.6	10.5	5.0	5.7	6.1		2.1	2.6	3.1	
85			8.7	10.3		5.4	6.0	6.1		2.3	2.9	
90				10.2			5.9	6.0		2.1	2.6	
95				9.6			5.7	5.9			2.4	2.8
100							5.0	5.8			2.2	2.6
105								5.8			2.0	2.4
110								5.8				2.2
115												2.1

Carbody counterweight: 57.2 t with 1200 mm track pads
Rear counterweight: 74/104/124 t
Suspended counterweight: 2-120 t, radius 12.2-15.8 m

TLT 14168025 / 0. Above load charts are for reference only. For actual lift duty please refer to load chart in operator's cabin or manual. Otherwise we recommend you to plan your lifting job using Crane Planner 2.0.

Load capacities with luffing jib

Load capacity in [t] with 92 m main boom [88/83/75/65°]

Radius [m]	Jib length 23 m				Jib length 35 m				Jib length 50 m			
	88 °	83 °	75 °	65 °	88 °	83 °	75 °	65 °	88 °	83 °	75 °	65 °
11.15	42.4											
13	42.1											
14	41.3				31.6							
16	38.0				31.2							
18	35.0				30.2				21.0			
22	30.3	38.5			27.1				19.7			
26	27.3	35.0			24.7	28.5			18.8			
28	26.1	32.9			23.7	28.2			18.5			
30		31.2			22.7	27.4			18.3	19.3		
34		28.6			20.5	25.6			17.4	19.0		
36		27.4			19.7	24.8			17.0	18.7		
38			37.7		18.7	23.9			16.7	18.5		
40			36.3			23.0			16.0	18.2		
42			35.0			22.2	27.3		15.2	17.9		
46			31.6			20.3	26.4		13.8	17.4		
48			30.2				25.7		13.2	17.0		
50							25.1		12.7	16.6	18.3	
60				34.4			20.8			13.6	17.6	
65								24.9			17.0	
75								21.8			13.5	17.0
80												16.8
90												14.3

Radius [m]	Jib length 65 m				Jib length 80 m				Jib length 95 m			
	88 °	83 °	75 °	65 °	88 °	83 °	75 °	65 °	88 °	83 °	75 °	65 °
20	13.1											
24	12.5				8.3							
28	12.1				8.0				4.8			
32	11.6				7.7				4.6			
34	11.4	12.2			7.5				4.5			
36	11.2	12.1			7.4				4.3			
38	11.0	11.9			7.2	7.7			4.2			
42	10.6	11.5			6.9	7.5			4.0			
44	10.4	11.3			6.8	7.4			3.9	4.3		
48	10.1	11.0			6.5	7.1			3.7	4.1		
55	9.2	10.4	11.1		6.2	6.7			3.3	3.7		
65	7.8	9.5	10.6		5.7	6.2	6.6		2.8	3.3		
70		9.0	10.3		5.6	6.0	6.4		2.5	3.0	3.5	
75		8.2	10.0		5.2	5.8	6.2		2.2	2.8	3.3	
80			9.8	9.9	4.6	5.6	6.0			2.5	3.1	
85			9.2	9.8		5.3	5.9			2.2	2.9	
90				9.8		5.0	5.8	5.8		2.0	2.7	
100				9.4			5.6	5.6			2.2	2.6
105								5.6			2.0	2.5
110								5.6				2.3
115								5.6				2.2
120												2.0

Carbody counterweight: 57.2 t with 1200 mm track pads
Rear counterweight: 74/104/124 t
Suspended counterweight: 2-120 t, radius 12.2-15.8 m

TLT 14168025/0. Above load charts are for reference only. For actual lift duty please refer to load chart in operator's cabin or manual. Otherwise we recommend you to plan your lifting job using Crane Planner 2.0.

Fixed jib 1507.20 (8 m)

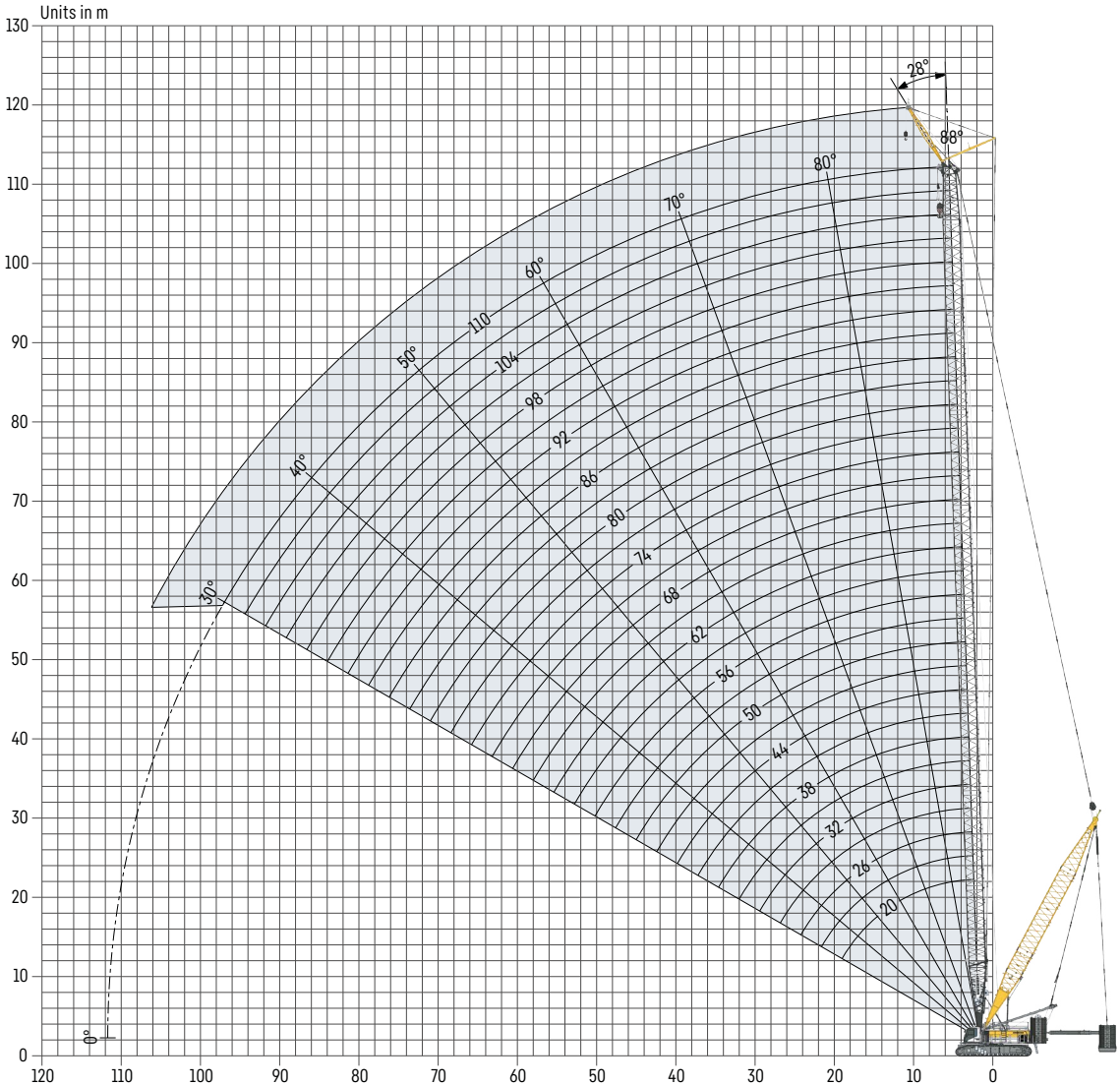

Maximum load capacity in [t] with 8 m jib length

Main boom [m]																						
41	**44**	**47**	**50**	**53**	**56**	**59**	**62**	**65**	**68**	**71**	**74**	**77**	**80**	**83**	**86**	**89**	**92**	**95**	**98**	**101**	**104**	**107**	**110**
117.0	117.0	117.0	117.0	117.0	117.0	117.0	117.0	117.0	117.0	116.8	109.2	102.0	95.1	89.1	83.5	78.3	73.5	69.4	65.2	61.4	58.1	54.6	51.6

Maximum pulley height in [m] with 8 m jib length

Main boom [m]																						
41	**44**	**47**	**50**	**53**	**56**	**59**	**62**	**65**	**68**	**71**	**74**	**77**	**80**	**83**	**86**	**89**	**92**	**95**	**98**	**101**	**104**	**107**	**110**
50.8	53.8	56.8	59.7	62.7	65.7	68.7	71.7	74.7	77.7	80.7	83.6	86.6	89.6	92.6	95.6	98.6	101.6	104.6	107.6	110.6	113.6	116.6	119.6

Load capacities with fixed jib

Load capacity in [t] with 41 m main boom

Radius [m]	Jib length 8 m
8.75	117.0
10	117.0
12	116.9
14	116.4
18	104.9
22	95.9
26	89.0
30	83.2
34	78.4
38	74.2
42	65.4
46	56.5

Load capacity in [t] with 53 m main boom

Radius [m]	Jib length 8 m
9.47	117.0
12	117.0
14	116.2
18	109.3
22	101.2
26	94.7
30	89.2
34	83.8
38	73.1
42	64.4
50	51.3
55	45.0

Load capacity in [t] with 65 m main boom

Radius [m]	Jib length 8 m
10.15	117.0
12	117.0
14	117.0
18	110.4
22	103.3
26	97.2
30	92.2
34	82.6
42	63.1
50	50.1
60	38.7
65	34.2

Load capacity in [t] with 80 m main boom

Radius [m]	Jib length 8 m
10.98	95.1
12	94.9
14	94.5
18	92.2
22	88.6
26	84.2
34	75.9
42	61.4
50	48.3
60	37.0
70	29.0
80	22.7

Load capacity in [t] with 95 m main boom

Radius [m]	Jib length 8 m
11.8	69.4
14	68.8
18	67.6
22	65.8
26	63.7
34	59.5
42	57.1
50	46.6
60	35.2
70	27.1
80	20.9
90	16.2

Load capacity in [t] with 110 m main boom

Radius [m]	Jib length 8 m
12.6	51.6
14	51.1
18	50.0
22	48.5
26	46.4
34	42.9
42	41.1
50	40.9
60	33.3
70	25.4
90	13.6
105	8.8

Carbody counterweight: 57.2 t with 1200 mm track pads
Rear counterweight: 74/104/124 t
Suspended counterweight: 2-120 t, radius 12.2-15.8 m

TLT 14163395 / 345602. Above load charts are for reference only. For actual lift duty please refer to load chart in operator's cabin or manual. Otherwise we recommend you to plan your lifting job using Crane Planner 2.0.

Crane Planner 2.0

Fixed jib 0906.21 (7 m)

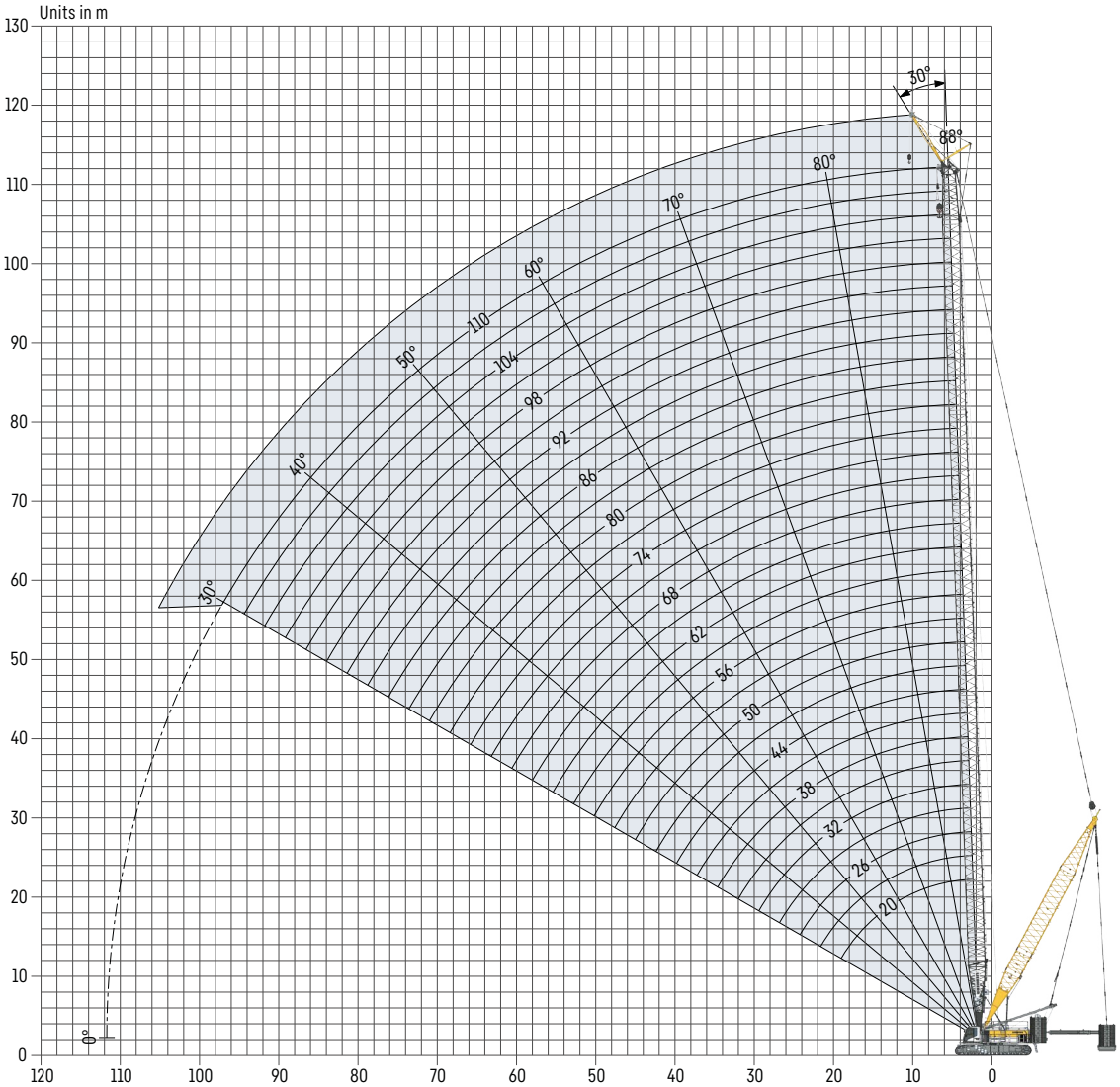

Maximum load capacity in [t] with 7 m jib length

Main boom [m]																				
50	**53**	**56**	**59**	**62**	**65**	**68**	**71**	**74**	**77**	**80**	**83**	**86**	**89**	**92**	**95**	**98**	**101**	**104**	**107**	**110**
80.1	79.9	79.8	79.6	79.5	79.4	79.2	78.9	78.9	78.7	78.6	78.4	75.5	70.7	66.2	62.1	58.1	54.6	51.4	48.2	45.3

Maximum pulley height in [m] with 7 m jib length

Main boom [m]																				
50	**53**	**56**	**59**	**62**	**65**	**68**	**71**	**74**	**77**	**80**	**83**	**86**	**89**	**92**	**95**	**98**	**101**	**104**	**107**	**110**
58.7	61.7	64.7	67.7	70.7	73.7	76.7	79.7	82.7	85.6	88.6	91.6	94.6	97.6	100.6	103.6	106.6	109.6	112.6	115.6	118.6

Load capacities with fixed jib

Load capacity in [t] with 50 m main boom

Radius [m]	Jib length 7 m
9.1	80.1
12	74.2
14	71.2
18	65.4
22	60.7
26	57.2
30	54.0
34	51.6
38	49.3
42	47.7
46	46.4
50	45.8

Load capacity in [t] with 62 m main boom

Radius [m]	Jib length 7 m
9.73	79.5
12	75.8
14	73.4
18	68.0
22	63.7
26	60.0
30	57.2
34	54.7
38	52.3
42	50.5
50	47.6
60	39.5

Load capacity in [t] with 74 m main boom

Radius [m]	Jib length 7 m
10.35	78.9
12	76.5
14	74.1
18	69.5
22	65.6
26	62.3
30	59.7
34	57.2
42	53.0
50	49.7
60	38.4
70	30.2

Load capacity in [t] with 86 m main boom

Radius [m]	Jib length 7 m
10.98	75.5
12	74.8
14	73.5
18	70.3
22	67.4
26	64.1
34	59.6
42	55.3
50	48.3
60	37.0
70	29.1
80	22.9

Load capacity in [t] with 98 m main boom

Radius [m]	Jib length 7 m
11.61	58.1
14	56.8
18	54.5
22	51.7
26	50.7
34	50.5
42	50.5
50	46.9
60	35.6
70	27.7
80	21.5
90	16.7

Load capacity in [t] with 110 m main boom

Radius [m]	Jib length 7 m
12.24	45.3
14	44.3
18	42.1
22	40.1
34	38.6
42	38.6
50	38.6
60	34.2
70	26.2
80	20.1
90	15.3
105	9.8

Carbody counterweight: 57.2 t with 1200 mm track pads
Rear counterweight: 74/104/124 t
Suspended counterweight: 2-120 t, radius 12.2-15.8 m

TLT 14168025 / 0. Above load charts are for reference only. For actual lift duty please refer to load chart in operator's cabin or manual. Otherwise we recommend you to plan your lifting job using Crane Planner 2.0.

Crane Planner 2.0

Fixed jib 1713.xx (14-35 m)

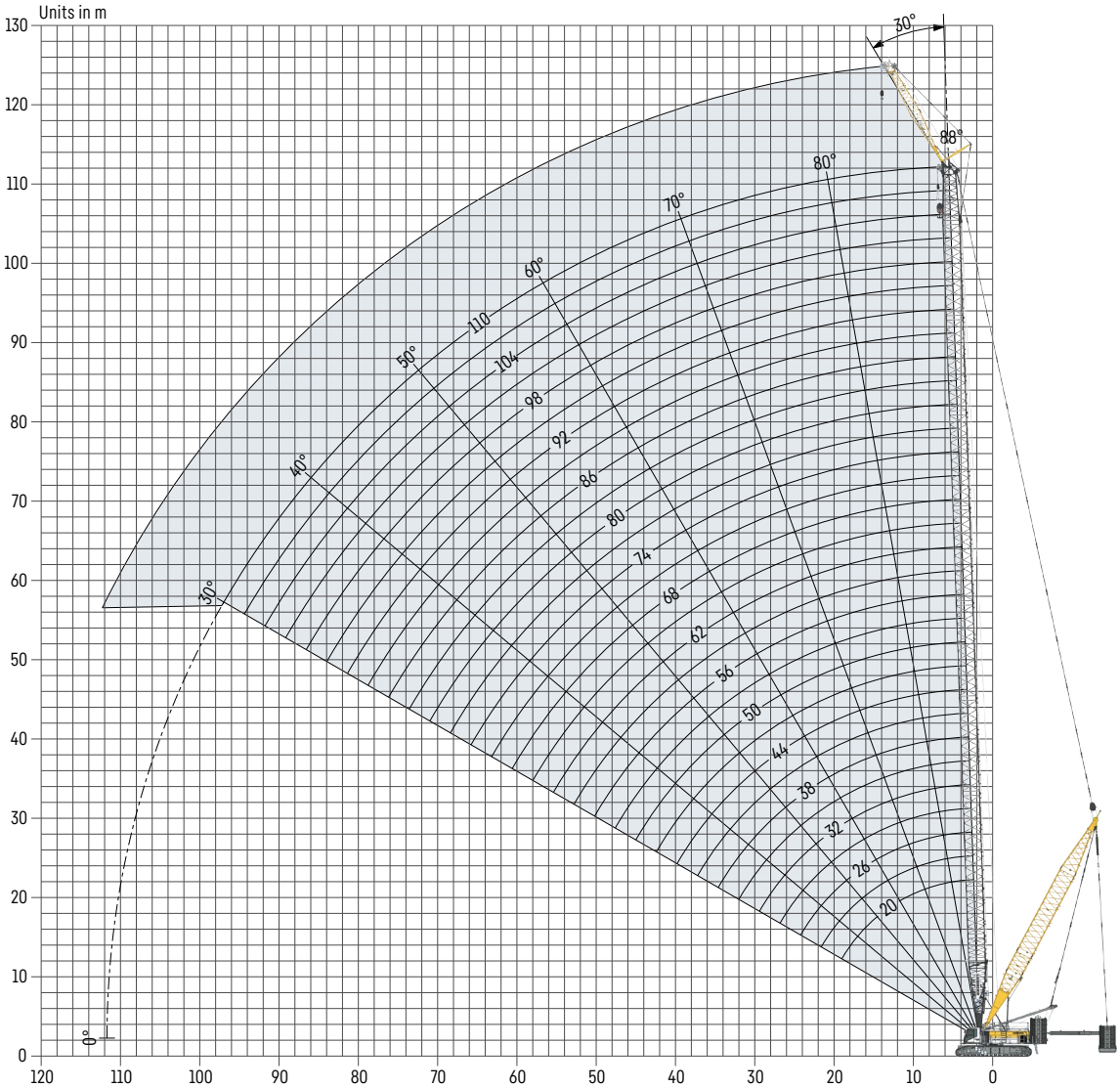

Jib configuration 1713.xx

Jib section	Amount of jib sections							
Jib foot 7 m	1	1	1	1	1	1	1	**1**
Jib section 3 m		1		1		1		**1**
Jib section 6 m			1	1			1	**1**
Jib section 12 m					1	1	1	**1**
Jib head 7 m	1	1	1	1	1	1	1	**1**
Jib length [m]	**14**	**17**	**20**	**23**	**26**	**29**	**32**	**35**

Maximum load capacity in [t]

Jib length [m]	Main boom [m] 50	53	56	59	62	65	68	71	74	77	80
14	60.0	60.0	60.0	60.0	60.0	60.0	60.0	59.9	59.4	58.6	56.6
17	53.4	52.0	53.1	51.7	52.8	51.3	51.6	49.8	49.9	48.1	48.0
20	41.1	41.0	40.8	40.8	40.6	40.5	40.4	40.3	40.2	40.1	40.0
23	34.8	34.0	34.5	33.8	34.4	33.7	34.2	33.5	34.0	33.3	33.9
26	29.1	29.0	29.0	28.9	28.8	28.8	28.7	28.6	28.5	28.5	28.4
29	25.2	24.8	25.1	24.7	25.0	24.6	24.9	24.5	24.8	24.4	24.6
32	21.7	21.7	21.6	21.6	21.5	21.5	21.4	21.4	21.3	21.3	21.2
35	19.2	19.1	19.1	19.1	19.0	18.9	18.8	18.8	18.8	18.8	18.7

Jib length [m]	Main boom [m] 83	86	89	92	95	98	101	104	107	110
14	54.9	53.2	51.8	50.3	49.0	47.6	46.4	44.6	43.2	40.6
17	46.4	46.2	44.9	44.9	43.9	43.3	41.9	40.8	39.1	
20	39.9	39.7	39.6	39.7	39.8	39.0	38.3	36.9	35.8	
23	33.2	33.7	33.0	33.8	33.5	33.6	32.8	32.6		
26	28.3	28.1	28.0	28.2	28.4	28.4	28.4	28.4		
29	24.3	24.6	24.2	24.7	24.5	24.8	24.5	24.9		
32	21.2	21.2	21.2	21.2	21.3	21.4	21.4			
35	18.7	18.7	18.6	18.7	18.8	18.8	18.8			

Example: To achieve a maximum load capacity of 29 t, a combination of 56 m main boom with 26 m jib length can be selected.

Maximum pulley height in [m]

Jib length [m]	Main boom [m] 50	53	56	59	62	65	68	71	74	77	80
14	66.2	69.2	72.2	75.2	78.2	81.2	84.2	87.2	90.2	93.2	96.2
17	69.0	72.0	75.0	78.0	81.0	84.0	87.0	90.0	93.0	96.0	99.0
20	71.8	74.8	77.8	80.8	83.8	86.8	89.8	92.8	95.7	98.7	101.7
23	74.6	77.6	80.6	83.6	86.5	89.5	92.5	95.5	98.5	101.5	104.5
26	77.3	80.3	83.3	86.3	89.3	92.3	95.3	98.3	101.3	104.3	107.3
29	80.1	83.1	86.1	89.1	92.1	95.1	98.1	101.1	104.1	107.1	110.1
32	82.9	85.9	88.9	91.9	94.9	97.9	100.9	103.9	106.9	109.9	112.9
35	85.7	88.7	91.7	94.7	97.7	100.7	103.7	106.7	109.7	112.7	115.6

Jib length [m]	Main boom [m] 83	86	89	92	95	98	101	104	107	110
14	99.2	102.2	105.2	108.2	111.2	114.1	117.1	120.1	123.1	126.1
17	102.0	104.9	107.9	110.9	113.9	116.9	119.9	122.9	125.9	
20	104.7	107.7	110.7	113.7	116.7	119.7	122.7	125.7	128.7	
23	107.5	110.5	113.5	116.5	119.5	122.5	125.5	128.5		
26	110.3	113.3	116.3	119.3	122.3	125.3	128.3	131.3		
29	113.1	116.1	119.1	122.1	125.1	128.1	131.1	134.1		
32	115.9	118.9	121.9	124.9	127.8	130.8	133.8			
35	118.6	121.6	124.6	127.6	130.6	133.6	136.6			

Crane Planner 2.0

Load capacities with fixed jib

Load capacity in [t] with 50 m main boom

Radius [m]	Jib length 14 m		Jib length 17 m		Jib length 23 m		Jib length 29 m		Jib length 35 m	
	15 °	30 °	15 °	30 °	15 °	30 °	15 °	30 °	15 °	30 °
9.42	60.0									
11	59.5		52.2							
13	55.5	36.7	48.0		34.5					
16	50.0	34.2	43.7	29.5	30.8		24.5			
20	44.7	31.4	37.7	27.1	27.5	19.8	21.6		17.7	
22	41.7	30.2	35.7	25.9	25.7	19.0	20.5	15.0	16.7	
26	37.1	28.1	31.7	24.2	23.2	17.6	18.4	13.9	15.0	11.2
34	30.5	24.9	26.5	21.4	19.5	15.5	15.3	12.2	12.5	9.7
42	26.4	22.6	22.8	19.3	16.6	13.9	13.1	10.9	10.7	8.6
55	22.0	20.6	18.9	17.3	13.7	12.3	10.7	9.4	8.6	7.3
60		20.3	17.8	17.0	12.9	11.9	10.0	9.0	7.9	7.0
65					12.3	11.7	9.5	8.7	7.4	6.7
70							9.0	8.6	7.0	6.4
80									6.4	6.3

Load capacity in [t] with 62 m main boom

Radius [m]	Jib length 14 m		Jib length 17 m		Jib length 23 m		Jib length 29 m		Jib length 35 m	
	15 °	30 °	15 °	30 °	15 °	30 °	15 °	30 °	15 °	30 °
10.04	60.0									
12	59.6		51.1							
14	55.6	36.3	47.6		33.7					
16	52.9	34.9	45.0	29.8	31.7		24.8			
20	46.4	32.4	39.9	27.6	28.9	20.0	22.2		18.1	
24	42.4	30.3	36.0	25.8	25.6	18.7	20.2	14.6	16.3	
26	40.2	29.5	34.2	25.1	24.6	18.1	19.2	14.1	15.6	11.3
34	33.9	26.4	29.4	22.4	20.8	16.2	16.3	12.5	13.2	10.0
42	29.6	24.0	24.9	20.4	18.1	14.7	14.2	11.3	11.3	9.0
60	23.0	20.9	19.6	17.6	14.1	12.5	10.9	9.5	8.7	7.3
70		20.3	17.8	17.0	12.8	11.8	9.8	8.8	7.6	6.8
75					12.2	11.7	9.3	8.6	7.2	6.5
85							7.7	8.5	6.6	6.3
90									6.4	6.3

Load capacity in [t] with 74 m main boom

Radius [m]	Jib length 14 m		Jib length 17 m		Jib length 23 m		Jib length 29 m		Jib length 35 m	
	15 °	30 °	15 °	30 °	15 °	30 °	15 °	30 °	15 °	30 °
10.67	59.4									
12	58.3		49.6							
14	56.0	36.6	47.6							
16	53.4	35.4	45.0	30.0	32.4					
18	51.4	34.1	43.3	29.1	30.6		23.8			
20	48.5	33.1	41.4	28.1	29.5	20.2	22.7		18.2	
24	44.6	31.1	37.5	26.5	26.8	19.0	20.9	14.7	16.6	
28	41.0	29.7	34.7	25.0	24.6	18.0	19.1	13.9	15.4	11.0
34	36.5	27.4	30.7	23.3	22.0	16.7	17.2	12.8	13.7	10.2
42	31.6	25.2	27.2	21.5	19.5	15.2	15.0	11.7	12.0	9.2
60	25.0	21.8	21.3	18.4	15.3	13.0	11.8	9.9	9.2	7.6
80	21.0	20.3	17.8	17.0	12.7	11.8	9.6	8.7	7.4	6.6
90						10.6	8.9	8.5	6.9	6.3
100									6.4	6.3

Carbody counterweight: 57.2 t with 1200 mm track pads
Rear counterweight: 74/104/124 t
Suspended counterweight: 2-120 t, radius 12.2-15.8 m

TLT 14168025 / 0. Above load charts are for reference only. For actual lift duty please refer to load chart in operator's cabin or manual. Otherwise we recommend you to plan your lifting job using Crane Planner 2.0.

Load capacities with fixed jib

Load capacity in [t] with 86 m main boom

Radius [m]	Jib length 14 m		Jib length 17 m		Jib length 23 m		Jib length 29 m		Jib length 35 m	
	15 °	30 °	15 °	30 °	15 °	30 °	15 °	30 °	15 °	30 °
11.3	53.2									
13	51.7		45.6							
16	49.0	35.6	43.1		32.5					
18	47.5	34.5	41.3	29.3	31.2		24.0			
20	46.3	33.5	40.0	28.4	30.1	20.3	23.1		18.3	
24	43.8	31.8	37.4	27.0	27.8	19.2	21.2	14.8	16.9	
28	42.2	30.2	35.4	25.6	25.4	18.4	19.8	14.0	15.8	11.1
34	38.2	28.4	32.2	24.1	23.2	17.1	17.8	13.1	14.2	10.3
42	34.2	26.3	29.3	22.2	20.4	15.8	15.8	12.1	12.6	9.4
50	30.2	24.5	25.8	20.7	18.4	14.7	14.3	11.2	11.2	8.7
70	24.4	21.5	20.7	18.1	14.8	12.7	11.3	9.6	8.8	7.3
90	18.1	18.2	17.8	17.0	12.6	11.8	9.5	8.6	7.3	6.5
100						11.6	8.9	8.5	6.8	6.3
110									6.4	6.3

Load capacity in [t] with 98 m main boom

Radius [m]	Jib length 14 m		Jib length 17 m		Jib length 23 m		Jib length 29 m		Jib length 35 m	
	15 °	30 °	15 °	30 °	15 °	30 °	15 °	30 °	15 °	30 °
11.93	47.6									
14	46.0		42.5							
16	44.7	36.1	41.4		33.1					
20	42.2	34.1	38.4	29.0	30.7		23.7		18.8	
22	41.4	33.2	37.4	28.1	29.6	20.0	22.8		18.0	
26	40.1	31.7	35.4	26.9	27.7	19.0	21.1	14.6	16.7	
28	39.6	31.0	34.6	26.3	26.5	18.6	20.5	14.3	16.2	11.2
34	37.8	29.5	32.6	24.6	24.0	17.5	18.4	13.4	14.7	10.4
42	35.0	27.0	29.6	22.8	21.4	16.2	16.5	12.3	13.1	9.6
60	28.7	23.5	24.1	19.8	17.2	14.0	13.2	10.6	10.4	8.2
80	21.5	21.2	20.1	17.8	14.3	12.5	10.9	9.3	8.4	7.1
100	13.1	13.2	13.4	13.5	12.5	11.7	9.4	8.6	7.2	6.4
110					10.7	10.6	8.9	8.5	6.7	6.3
120									6.4	6.3

Load capacity in [t] with 110 m main boom

Radius [m]	Jib length 14 m		Jib length 17 m		Jib length 23 m		Jib length 29 m		Jib length 35 m	
	15 °	30 °	15 °	30 °	15 °	30 °	15 °	30 °	15 °	30 °
12.56	40.6									
16	39.0	34.2								
18	37.8	33.5								
20	36.9	32.8								
26	35.7	30.9								
34	35.5	29.6								
42	34.7	27.9								
50	34.2	26.2								
60	30.1	24.4								
70	26.1	23.0								
80	20.0	20.4								
90	15.2	15.6								
100	11.7	11.9								
110	8.5	8.6								

Carbody counterweight: 57.2 t with 1200 mm track pads
Rear counterweight: 74/104/124 t
Suspended counterweight: 2-120 t, radius 12.2-15.8 m

TLT 14168025 / 0. Above load charts are for reference only. For actual lift duty please refer to load chart in operator's cabin or manual. Otherwise we recommend you to plan your lifting job using Crane Planner 2.0.

Fixed jib 1008.xx (11-26 m)

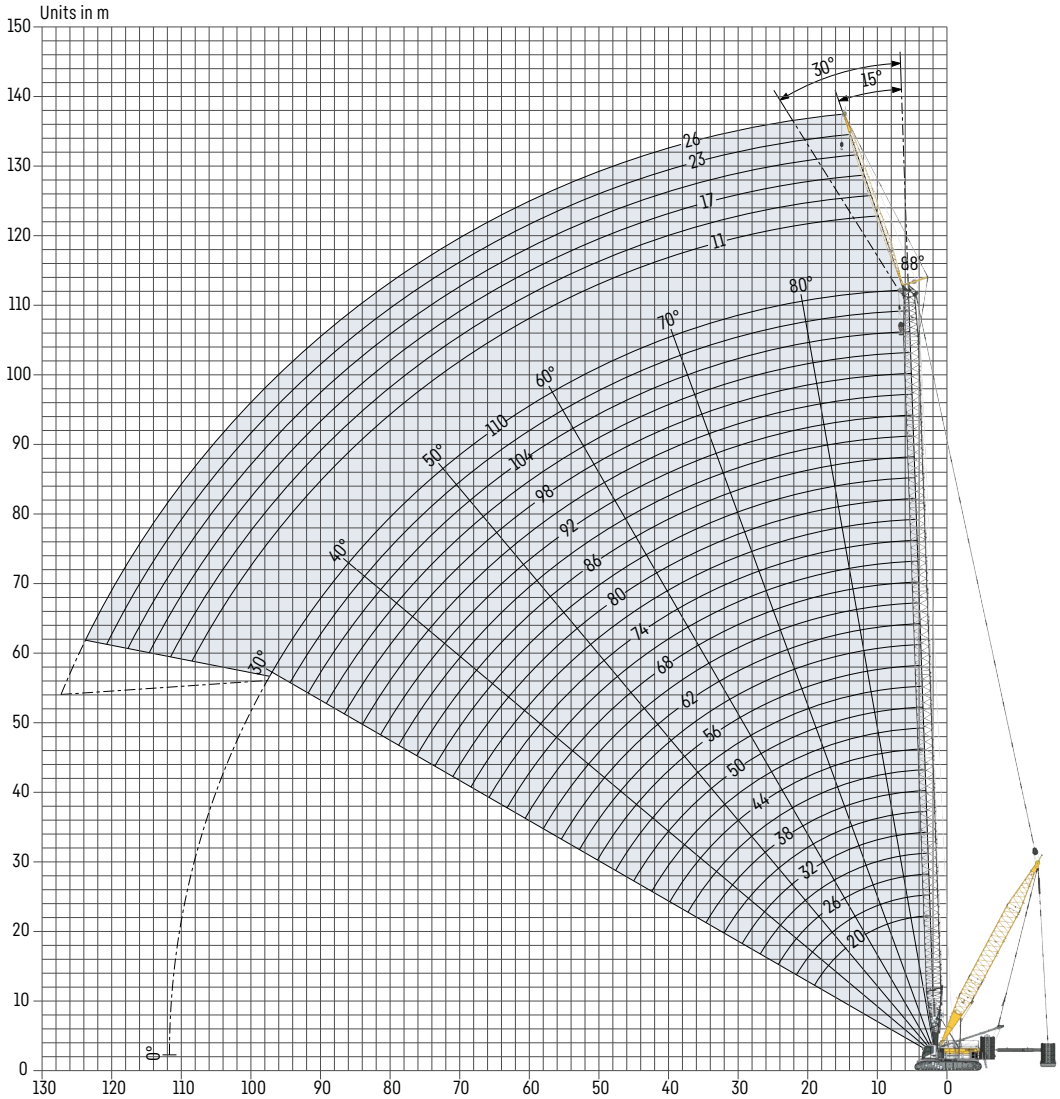

Jib configuration 1008.xx

Jib section	Amount of jib sections					
Jib foot 5.5 m	1	1	1	**1**	1	**1**
Jib section 3 m		1		**1**		**1**
Jib section 6 m			1	**1**	2	**2**
Jib head 5.5 m	1	1	1	**1**	1	**1**
Jib length [m]	**11**	**14**	**17**	**20**	**23**	**26**

Maximum load capacity in [t]

Jib length [m]	Main boom [m] 44	47	50	53	56	59	62	65	68	71	74	77
11	38.3	38.1	38.0	37.9	45.0	45.0	45.0	45.0	45.0	45.0	45.0	45.0
14	27.6	27.5	27.5	27.5	45.0	45.0	45.0	45.0	45.0	44.5	43.7	42.6
17	20.7	20.6	20.6	20.6	35.0	34.8	34.6	34.2	33.9	33.6	33.3	33.0
20	16.7	16.6	16.5	16.5	28.7	28.5	28.4	28.2	28.0	27.8	27.7	27.4
23	13.8	13.8	13.8	13.7	22.6	22.5	22.4	22.2	22.1	21.9	21.8	21.6
26	11.6	11.6	11.6	11.6	18.6	18.4	18.4	18.2	18.2	18.0	17.9	17.8

Jib length [m]	Main boom [m] 80	83	86	89	92	95	98	101	104	107	110
11	45.0	45.0	44.8	43.8	43.0	42.5	42.3	40.6	39.1	38.0	37.2
14	41.7	40.6	39.7	38.7	37.8	37.3	37.0	35.6	34.4	33.4	32.5
17	32.7	32.3	32.0	31.6	31.2	30.8	30.4	29.9	29.6	29.0	28.6
20	27.2	26.9	26.7	26.4	26.2	25.9	25.6	25.3	25.1	24.7	24.4
23	21.4	21.2	21.1	20.8	20.6	20.4	20.2	20.0	19.8	19.5	19.3
26	17.7	17.5	17.4	17.3	17.2	17.0	16.9	16.7	16.6	16.4	16.2

Example: To achieve a maximum load capacity of 35 t, a combination of 56 m main boom with 17 m jib length can be selected.

Maximum pulley height in [m]

Jib length [m]	Main boom [m] 44	47	50	53	56	59	62	65	68	71	74	77
11	56.4	59.4	62.4	65.4	69.5	72.5	75.5	78.5	81.5	84.5	87.5	90.5
14	58.8	61.8	64.8	67.8	72.3	75.3	78.2	81.2	84.2	87.2	90.2	93.2
17	61.2	64.2	67.2	70.2	75.0	78.0	81.0	84.0	87.0	90.0	93.0	96.0
20	63.5	66.5	69.5	72.5	77.8	80.8	83.8	86.8	89.8	92.8	95.7	98.7
23	65.9	68.9	71.9	74.9	80.5	83.5	86.5	89.5	92.5	95.5	98.5	101.5
26	68.2	71.2	74.2	77.2	83.3	86.3	89.3	92.3	95.3	98.3	101.2	104.2

Jib length [m]	Main boom [m] 80	83	86	89	92	95	98	101	104	107	110
11	93.5	96.4	99.4	102.4	105.4	108.4	111.4	114.4	117.4	120.4	123.4
14	96.2	99.2	102.2	105.2	108.2	111.2	114.2	117.2	120.2	123.2	126.2
17	99.0	102.0	105.0	108.0	111.0	114.0	117.0	120.0	123.0	125.9	128.9
20	101.7	104.7	107.7	110.7	113.7	116.7	119.7	122.7	125.7	128.7	131.7
23	104.5	107.5	110.5	113.5	116.5	119.5	122.5	125.5	128.5	131.5	134.4
26	107.2	110.2	113.2	116.2	119.2	122.2	125.2	128.2	131.2	134.2	137.2

Crane Planner 2.0

Load capacities with fixed jib

Load capacity in [t] with 56 m main boom

Radius [m]	Jib length 11 m		Jib length 14 m		Jib length 17 m		Jib length 23 m		Jib length 26 m	
	15 °	30 °	15 °	30 °	15 °	30 °	15 °	30 °	15 °	30 °
8.3	45.0									
10	45.0		45.0							
11	45.0	37.8	45.0		34.7					
14	45.0	34.6	44.3	26.7	32.0		22.1			
16	44.2	32.8	41.9	25.4	30.5	19.9	21.1		17.8	
22	38.2	30.1	35.3	22.0	27.0	17.6	18.6	12.8	15.6	11.2
26	36.1	27.7	31.4	20.4	24.9	16.4	17.5	11.9	14.6	10.4
34	33.6	24.0	26.8	17.8	21.2	14.9	15.3	10.5	13.3	9.2
42	30.1	21.3	22.6	16.2	18.2	13.1	13.2	9.4	11.7	8.2
50	26.1	19.4	19.7	15.2	16.0	12.1	11.7	8.7	10.3	7.5
60	22.5	18.2	17.3	14.2	14.3	11.2	10.3	8.0	9.0	6.8
65			15.2	13.9	13.4	11.0	9.7	7.7	8.5	6.6
70							9.3	7.6	8.1	6.4
75									7.7	6.4

Load capacity in [t] with 68 m main boom

Radius [m]	Jib length 11 m		Jib length 14 m		Jib length 17 m		Jib length 23 m		Jib length 26 m	
	15 °	30 °	15 °	30 °	15 °	30 °	15 °	30 °	15 °	30 °
8.93	45.0									
12	45.0	37.3	43.7		33.4					
14	44.4	35.5	41.3	27.4	31.9		22.0			
16	42.2	34.0	39.3	26.1	30.6	20.2	21.1		17.7	
20	38.2	31.2	35.8	23.9	28.2	18.7	19.4	13.5	16.4	
26	34.9	29.1	32.2	21.4	25.7	16.9	17.7	12.2	14.8	10.7
34	33.9	25.5	29.4	19.0	22.9	15.2	16.2	11.0	13.6	9.5
42	31.8	22.8	25.1	17.2	19.9	14.1	14.2	9.9	12.4	8.6
50	29.6	20.8	21.9	15.9	17.6	12.8	12.6	9.1	11.1	7.9
60	25.4	19.1	19.1	15.1	15.5	11.8	11.2	8.4	9.7	7.2
70	22.5	18.2	17.2	14.1	14.2	11.2	10.0	7.8	8.7	6.7
75			16.5	13.9	13.4	11.0	9.6	7.6	8.4	6.6
80							9.2	7.6	8.0	6.4
85									7.7	6.4

Load capacity in [t] with 80 m main boom

Radius [m]	Jib length 11 m		Jib length 14 m		Jib length 17 m		Jib length 23 m		Jib length 26 m	
	15 °	30 °	15 °	30 °	15 °	30 °	15 °	30 °	15 °	30 °
9.56	45.0									
11	44.7		41.5							
13	43.0	37.0	39.5		32.0					
16	39.9	34.5	36.8	26.3	30.0	20.5	20.8		17.6	
20	36.4	31.6	33.6	24.5	27.9	19.1	19.3	13.6	16.2	
22	34.6	30.6	32.4	23.6	27.1	18.6	18.6	13.2	15.7	11.5
26	32.6	29.2	30.6	22.1	25.8	17.6	17.6	12.5	14.8	10.8
34	32.2	27.1	30.1	19.8	24.1	15.9	16.6	11.2	13.8	9.8
42	31.7	24.4	27.4	18.0	21.3	14.9	15.2	10.3	12.9	8.9
50	31.2	22.2	24.0	16.6	19.0	13.5	13.6	9.5	11.9	8.2
70	25.0	18.9	18.7	14.8	15.2	11.6	10.8	8.2	9.4	7.0
80	22.6	18.2	17.2	14.1	14.0	11.1	9.9	7.8	8.6	6.6
85			16.5	14.0	13.4	11.0	9.6	7.6	8.3	6.5
95								7.5	7.8	6.4

Carbody counterweight: 57.2 t with 1200 mm track pads
Rear counterweight: 74/104/124 t
Suspended counterweight: 2-120 t, radius 12.2-15.8 m

TLT 14168025 / 0. Above load charts are for reference only. For actual lift duty please refer to load chart in operator's cabin or manual. Otherwise we recommend you to plan your lifting job using Crane Planner 2.0.

Load capacities with fixed jib

Load capacity in [t] with 92 m main boom

Radius [m]	Jib length 11 m		Jib length 14 m		Jib length 17 m		Jib length 23 m		Jib length 26 m	
	15 °	30 °	15 °	30 °	15 °	30 °	15 °	30 °	15 °	30 °
10.18	43.0									
12	41.1		37.4							
13	40.4	34.1	36.5		31.0					
16	37.4	32.1	34.1	26.7	29.3		20.3			
18	35.7	30.8	32.9	25.8	28.3	20.0	19.6		16.6	
22	33.0	28.6	30.2	24.2	26.6	18.9	18.4	13.4	15.5	
24	32.0	27.7	29.6	23.4	25.9	18.4	17.8	13.0	15.1	11.2
26	31.2	27.4	29.1	22.8	25.4	17.9	17.4	12.6	14.8	11.0
34	30.4	26.9	28.3	20.5	24.1	16.4	16.5	11.5	13.8	10.0
42	29.9	25.6	27.6	18.9	22.6	15.2	15.7	10.6	13.1	9.2
70	27.6	19.9	20.3	15.2	16.3	12.1	11.6	8.5	10.1	7.3
90	17.9	18.0	17.2	14.1	14.0	11.1	9.8	7.7	8.5	6.6
95			16.2	14.0	13.4	11.0	9.5	7.6	8.2	6.5
105							8.8	7.5	7.8	6.4

Load capacity in [t] with 101 m main boom

Radius [m]	Jib length 11 m		Jib length 14 m		Jib length 17 m		Jib length 23 m		Jib length 26 m	
	15 °	30 °	15 °	30 °	15 °	30 °	15 °	30 °	15 °	30 °
10.65	40.6									
12	38.8		35.4							
14	37.1	31.5	33.5		29.5					
16	35.4	30.1	32.1	26.8	28.5		19.8			
18	34.1	29.0	30.9	25.9	27.6	20.2	19.1		16.4	
24	30.5	26.2	27.8	23.7	25.3	18.7	17.5	13.0	14.8	11.3
34	29.1	25.5	26.9	21.1	23.8	16.7	16.3	11.7	13.7	10.1
42	28.9	25.3	26.8	19.4	22.9	15.4	15.6	10.9	13.0	9.4
60	27.8	22.0	23.4	16.5	18.7	13.3	13.3	9.3	11.6	8.0
80	21.5	19.3	19.3	15.1	15.5	11.8	11.0	8.2	9.5	7.1
100	13.1	13.3	13.5	13.7	13.7	11.0	9.6	7.6	8.2	6.5
105					12.2	11.0	9.3	7.6	8.0	6.4
110							9.1	7.6	7.8	6.4
115									7.6	6.4

Load capacity in [t] with 110 m main boom

Radius [m]	Jib length 11 m		Jib length 14 m		Jib length 17 m		Jib length 23 m		Jib length 26 m	
	15 °	30 °	15 °	30 °	15 °	30 °	15 °	30 °	15 °	30 °
11.13	37.2									
13	35.6		32.1							
14	34.9	29.4	31.5		28.4					
18	32.3	27.4	29.3	24.9	26.7	20.2	18.7		16.0	
22	30.1	25.8	27.4	23.3	25.3	19.3	17.5	13.5	15.0	
24	29.1	25.0	26.6	22.8	24.7	18.8	17.1	13.2	14.5	11.3
26	28.6	24.5	26.0	22.5	24.2	18.5	16.8	12.9	14.2	11.0
34	27.9	24.3	25.6	21.4	23.2	17.0	16.0	11.9	13.6	10.2
42	27.9	24.3	25.6	19.8	22.4	15.8	15.4	11.1	13.0	9.5
60	26.1	22.6	23.8	17.0	19.6	13.8	13.8	9.6	11.7	8.2
80	20.3	19.9	20.1	15.2	16.2	12.1	11.5	8.5	10.0	7.2
100	12.0	12.2	12.4	12.6	12.8	11.2	10.0	7.8	8.6	6.6
110			9.2	9.3	9.6	9.8	9.4	7.6	8.1	6.4
120							7.6	7.6	7.7	6.4

Carbody counterweight: 57.2 t with 1200 mm track pads
Rear counterweight: 74/104/124 t
Suspended counterweight: 2-120 t, radius 12.2-15.8 m

TLT 14168025/0. Above load charts are for reference only. For actual lift duty please refer to load chart in operator's cabin or manual. Otherwise we recommend you to plan your lifting job using Crane Planner 2.0.

Notes

Download datasheet

Please contact us.

Liebherr-Werk Nenzing GmbH · Dr. Hans Liebherr Str. 1 · 6710 Nenzing, Austria
Phone +43 50809 41-473 · crawler.crane@liebherr.com · www.liebherr.com
facebook.com/LiebherrConstruction

Printed in Austria Derrick for 300 t crane - rA - EN v02.072026 - 14182816
Subject to change without notice.