

# 1250

# HC




## 1250 HC 50

EN 14439:2009 - C25  
Technical Data

# LIEBHERR

Tower Cranes



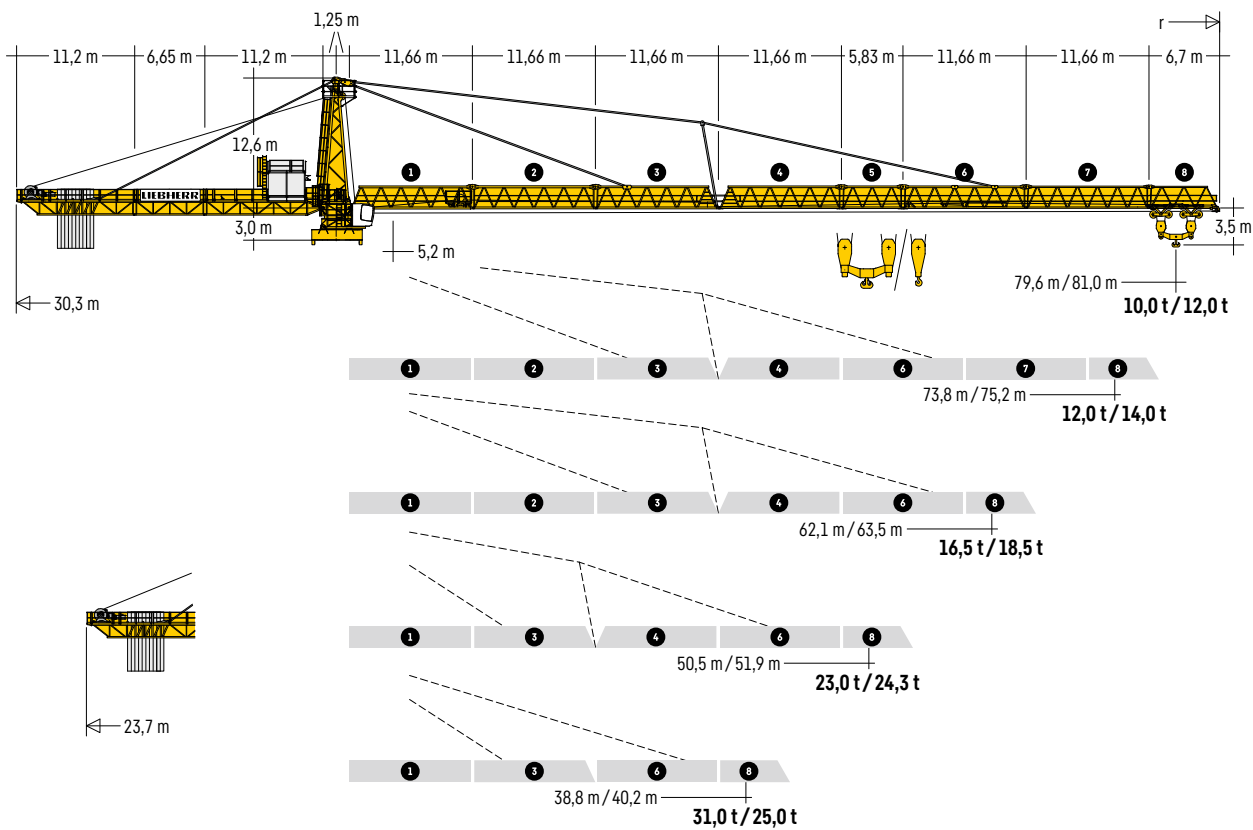
CE | UK  
CA

# **1250 HC 50**

---

<b>Ausladung und Tragfähigkeit</b> · Radius and capacity · Portée et charge Sbraccio e portata · Alcances y cargas · Alcance e capacidade de carga Вылет и грузоподъемность.....	<b>04</b>
<b>Kranaufbauten</b> · Crane superstructures · Superstructures de grue · Sovrastrutture Superestructuras para grúas · Estruturas da grua · Конструкции крана.....	<b>05</b>
<b>Hubhöhe</b> · Hoisting height · Hauteur sous crochet · Altezza di sollevamento Altura bajo gancho · Altura de montagem · Высота подъема .....	<b>06</b>
<b>Antriebe</b> · Driving units · Mécanismes d'entraînement · Meccanismi Mecanismos · Mecanismos · Приводы .....	<b>07</b>
<b>Transport</b> · Transport · Transport · Trasporto · Transporte · Transporte · Транспорт .....	<b>08</b>
<b>Kolli-Liste</b> · Packing List · Liste de colisage · Lista dei colli · Lista de contenido Lista de embalagem · Упаковочный лист .....	<b>08</b>

**Ausladung und Tragfähigkeit** · Radius and capacity · Portée et charge · Sbraccio e portata  
 Alcances y cargas · Alcance e capacidade de carga · Вылет и грузоподъемность



**1250 HC 50**

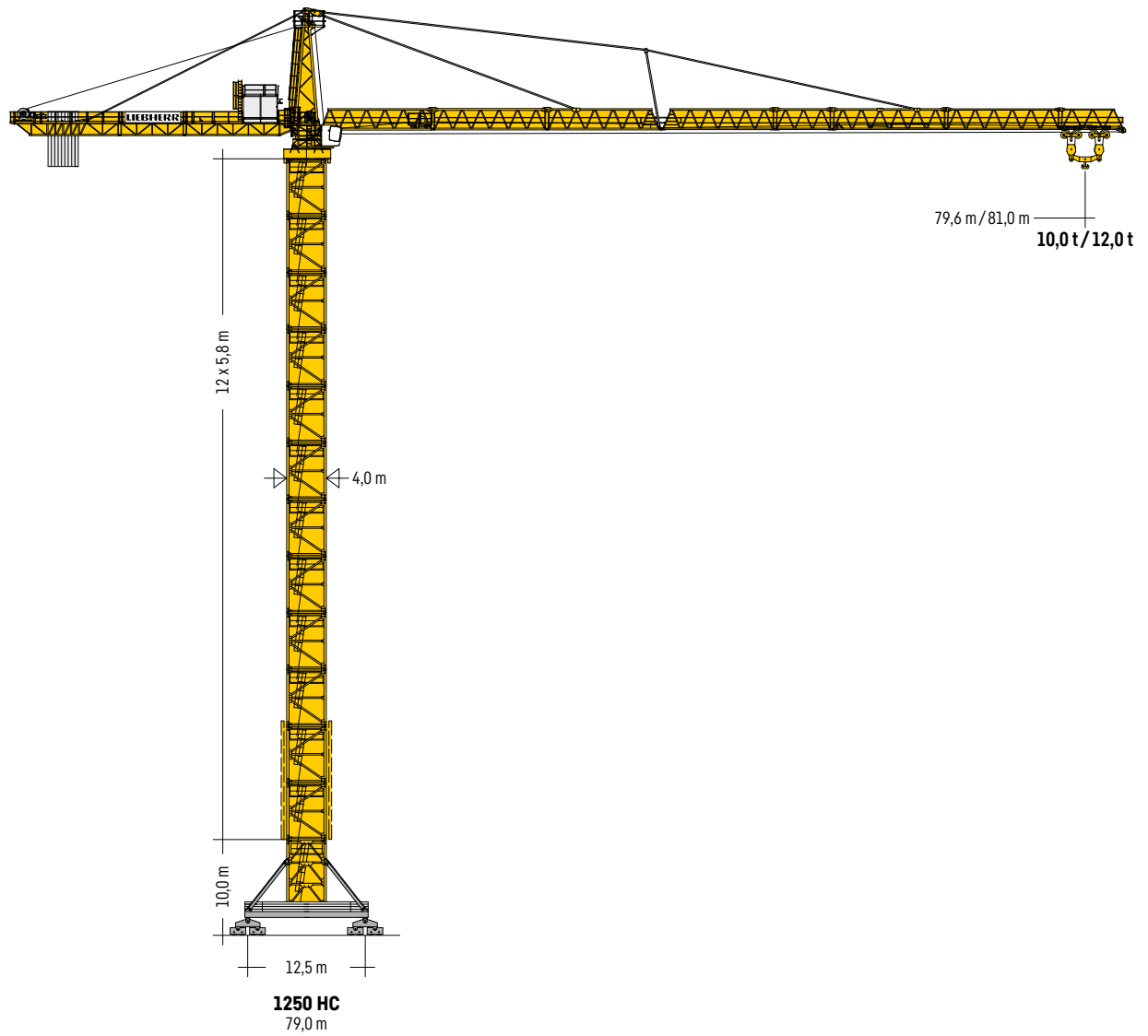
				m											
m	r	m	t	25,0	30,0	35,0	40,0	45,0	50,0	55,0	60,0	65,0	70,0	75,0	81,0
81,0	(r=83,7)	6,6 - 42,1	25	25,00				23,29	20,79	18,73	17,00	15,53	14,26	13,15	12,00
75,2	(r=77,9)	6,6 - 44,6	25	25,00				24,74	22,11	19,94	18,11	16,55	15,21	14,00	
63,5	(r=66,2)	6,6 - 48,1	25	25,00					24,00	21,66	19,70	18,50			
51,9	(r=54,6)	6,6 - 50,5	25	25,00					24,30						
40,2	(r=42,9)	6,6 - 40,2	25	25,00											

				m											
m	r	m	t	25,0	30,0	35,0	40,0	45,0	50,0	55,0	60,0	65,0	70,0	75,0	79,6
79,6	(r=83,7)	5,2 - 21,9	50	42,95	34,71	28,85	24,69	21,49	18,89	16,74	14,94	13,41	12,09	10,94	10,00
73,8	(r=77,9)	5,2 - 22,9	50	45,26	36,63	30,49	26,14	22,77	20,05	17,81	15,92	14,32	12,93	12,00	
62,1	(r=66,2)	5,2 - 24,3	50	48,38	39,22	32,71	28,09	24,52	21,63	19,25	16,50				
50,5	(r=54,6)	5,2 - 24,3	50	48,47	40,40	34,44	29,85	26,22	23,00						
38,8	(r=42,9)	5,2 - 24,1	50	48,11	40,31	34,51	31,00								

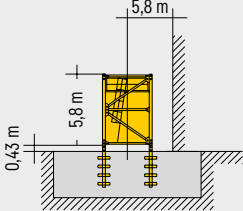
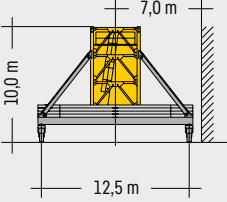
Tragfähigkeiten gültig bis 50 m Hubhöhe. · Lifting capacities valid up to 50 m hoisting height. · Capacités de levage valables jusqu'à 50 m de hauteur sous crochet. · Portate valide fino a 50 m d'altezza di sollevamento. · Cargas válidas hasta altura de 50 m. · Cargas válidas ate à altura de 50 m. · Грузоподъемность действительна до 50 м высоты подъема.

**Kranaufbauten** · Crane superstructures · Superstructures de grue · Sovrastrutture  
Superestructuras para grúas · Estruturas da grua · Конструкции крана



**Hubhöhe** · Hoisting height · Hauteur sous crochet · Altezza di sollevamento  
 Altura bajo gancho · Altura de montagem · Высота подъема

**C 25**

		<b>1250 HC</b>	
<b>5,8 m</b>			
13	75,2 <sup>1)</sup>	-	-
12	69,4		79,0 <sup>1)</sup>
11	63,6		73,2
10	57,8		67,4
9	52,0		61,6
8	46,2		55,8
7	40,4		50,0
6	34,6		44,2
5	28,8		38,4
4	23,0		32,6
3	17,2		26,8
2	11,4		21,0
1	5,6		15,2
0	0,2		9,4
m		m	
			

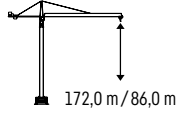


# Antriebe · Driving units · Mécanismes d'entraînement · Meccanismi Mecanismos · Mecanismos · Приводы

## 3 ↑ 65 kW FU SD.shift

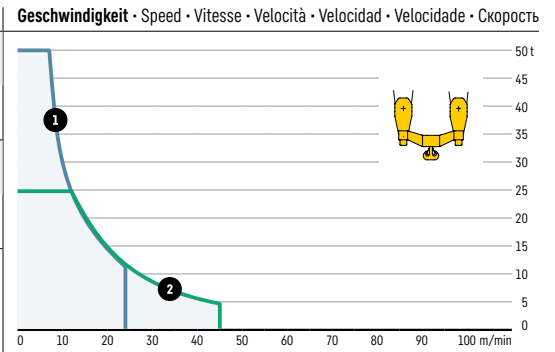
WIW 280 WZ 404

⊗ kVA: 117,0  
max. 301,0 m / 151,0 m<sup>1)</sup>



**5 Lagen** ↔ **stufenlos**  
Layers stepless  
Couches régl. continu  
Avvolgimenti regl. progressiva  
Camadas sin escalones  
Capas sem degraus  
Слоёв бесступенчатый

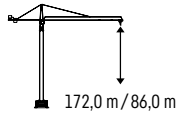
	t	m/min
	1 25,00	0 ↔ 13
	5,60	0 ↔ 49
	2 12,50	0 ↔ 25
	2,30	0 ↔ 89
	1 50,00	0 ↔ 7
	11,30	0 ↔ 24
	24,80	0 ↔ 12
	4,70	0 ↔ 45



## 3 ↑ 110 kW FU SD.shift

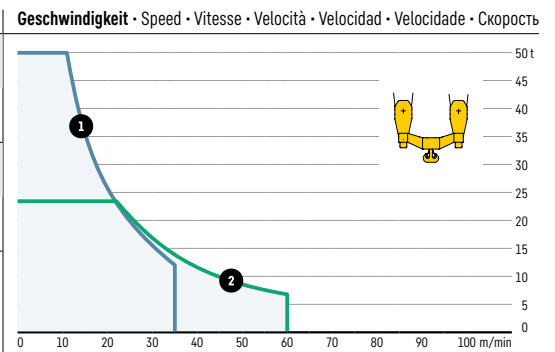
WIW 300 WZ 404

⊗ kVA: 153,0  
max. 301,0 m / 151,0 m<sup>1)</sup>



**5 Lagen** ↔ **stufenlos**  
Layers stepless  
Couches régl. continu  
Avvolgimenti regl. progressiva  
Camadas sin escalones  
Capas sem degraus  
Слоёв бесступенчатый

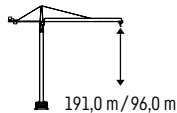
	t	m/min
	1 25,00	0 ↔ 22
	6,90	0 ↔ 71
	2 11,90	0 ↔ 44
	3,40	0 ↔ 120
	1 50,00	0 ↔ 11
	12,00	0 ↔ 35
	23,40	0 ↔ 22
	6,80	0 ↔ 60



## 3 ↑ 110 kW FU

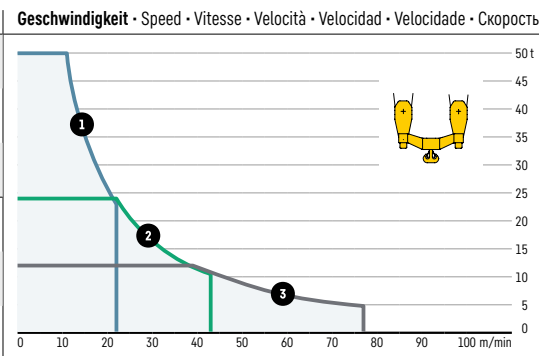
WIW 300 VZ 435

⊗ kVA: 153,0  
max. 441,0 m / 220,0 m<sup>1)</sup>



**5 Lagen** ↔ **stufenlos**  
Layers stepless  
Couches régl. continu  
Avvolgimenti regl. progressiva  
Camadas sin escalones  
Capas sem degraus  
Слоёв бесступенчатый

	t	m/min
	1 25,00	0 ↔ 22
	11,70	0 ↔ 45
	2 12,00	0 ↔ 43
	5,40	0 ↔ 86
	3 6,20	0 ↔ 77
	2,20	0 ↔ 154
	1 50,00	0 ↔ 11
	23,00	0 ↔ 22
	2 24,00	0 ↔ 22
	10,50	0 ↔ 43
	3 12,00	0 ↔ 39
	4,80	0 ↔ 77



0 ↔ 0,6 U/min · sl./min · tr./min	0 ↔ 70,0 m/min	25,0 m/min
3 x 11,0 kW FU	18,5 kW FU	4 x 15,0 kW

<sup>1)</sup> Weitere Hublastdaten: siehe Betriebsanleitung. · Further hoist load data: see instruction manual. · Autres données de la charge de levage: voir manuel d'instruction. · Altri dati sui carichi sollevati: consultare il manuale d'istruzione. · Alturas bajo granco superiores según manual. · Outras tabelas de carga: consultar manual de instruções. · Другие данные по весу поднимаемых грузов: см. инструкцию по эксплуатации.

 **81,0 m**



auf Anfrage • on request • sur demande • su richiesta  
bajo pedido • a pedido • по запросу



















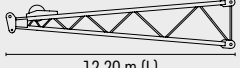




auf Anfrage • on request • sur demande • su richiesta  
bajo pedido • a pedido • по запросу

**Kolli-Liste • Packing List • Liste de colisage • Lista dei colli • Lista de contenido**  
Lista de embalagem • Упаковочный лист

**Montagegewichte: siehe Betriebsanleitung.** • Erection weights: see instruction manual. • Poids de montage : voir manuel de service. • Pesì di montaggio: vedere manuale d'uso.  
Peso para el montaje: según manual. • Pesos de montagem: veja-se as instruções p. uso. • Масса монтируемых частей: см. инструкцию по эксплуатации.

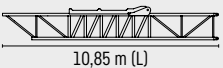
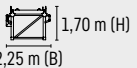

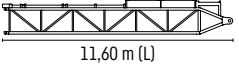
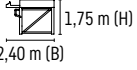

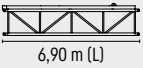
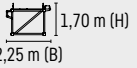


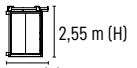

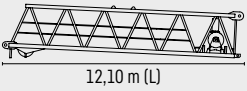
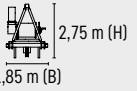

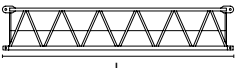







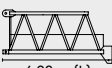


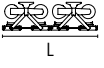




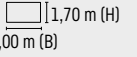


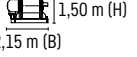

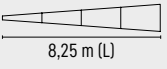
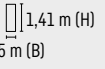

**Kranoberteil • Upper part of crane • Partie supérieure de grue • Parte superiore della gru • Parte superior grúa**  
Parte superior do guindaste • Верхняя часть крана

P <sub>1</sub>	A <sub>1</sub>	Beschreibung • Description • Description • Descrizione • Descripción • Descrição • Описание		
1	1	<b>Drehbühne kpl. mit Kugeldrehkranz und KUD-Auflage (Oberteil)</b> • Slewing platform complete with slewing ring and slewing ring support (upper part) Plate-forme tournante complète avec couronne d'orientation et pivot d'orientation (partie supérieure) • Piattaforma girevole completa di ralla e supporto ralla (parte superiore) • Superestructura completa con corona de giro y superficie para corona de giro (superestructura) • Plataforma de giro, coroa com rolamentos de esfera e base da coroa giratória (parte superior) Поворотная платформа в сб. с шариковым опорноповоротным кругом и рамой ОПУ (верхняя часть)	 4,35 m (L)  28100 kg <sup>2)</sup>	 3,00 m (H) 2,90 m (B)
2	2	<b>Kudauflage – Querträger</b> • Cross-member for slewing ring support Traverse du pivot • Supporto ralla trasversale • Soporte principal asiento de pista • Suporte principal anel de giração • Рама ОПУ – поперечина	 4,85 m (L)  4200 kg <sup>2)</sup>	 1,95 m (H) 1,90 m (B)
3	2	<b>Kudauflage – Träger</b> • Cross-member for slewing ring support Appui du pivot • Supporto ralla • Soporte asiento de pista Suporte anel de giração • Рама ОПУ – опора	 3,10 m (L)  320 / 380 kg <sup>2)</sup>	 1,04 m (H) 0,80 m (B)
4	1	<b>Kabine mit Podest</b> • Cabin with platform • Cabine avec plate-forme Cabina con pedana • Cabina con plataforma • Cabina com plataforma Кабина с площадкой	 4,65 m (L)  1500 kg <sup>2)</sup>	 2,55 m (H) 1,85 m (B)
5	1	<b>Podest</b> • Platform • Plateforme • Pedana • Plataforma Plataforma • Площадкой	 4,25 m (L)  1200 kg <sup>2)</sup>	 1,50 m (H) 2,95 m (B)
6	1	<b>Drehwerks-Podest</b> • Slewing gear platform • Plate-forme des méc. d'orientation Piattaforma del gruppo di rotazione • Soporte del motor de giro Suporte do motor de giração • Площадка для поворотного механизма	 2,70 m (L)  400 kg <sup>2)</sup>	 1,35 m (H) 1,30 m (B)
7	1	<b>Turm Spitze</b> • Tower head section • Porte-flèche • Testa porta-braccio Cabeza de torre • Cabeça de armao de lança • Оголовок башни	 12,20 m (L)  9350 kg <sup>2)</sup>	 1,40 m (H) 2,60 m (B)

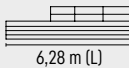
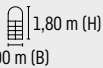


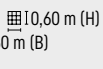

P<sub>1</sub> = Position • Item • Position • Posizione • Posición • Posição • Положение    A<sub>1</sub> = Anzahl • Quantity • Nombre • Numero • Cantidad • Número • Количество

<sup>2)</sup> Einzelgewichte • Single weights • Poids individuels • Singoli pesi • Tramo punta de pluma • Pesos de peças componentes • Индивидуальный вес

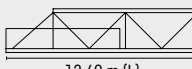
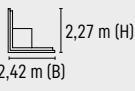



P <sub>1</sub>	A <sub>1</sub>	Beschreibung · Description · Description · Descrizione · Descripción · Descrição · Описание		
8	1	<b>Gegenausleger-Kopfstück</b> · Counter-jib head · Pointe de contre-flèche Testa di controbraccio · Tramo punta de contrapluma · Cabeça de contralança Концевая секция консоли противовеса	 10,85 m (L)	 1,70 m (H) 2,25 m (B)
			 6650 kg <sup>2)</sup>	
9	1	<b>Gegenausleger-Anlenkstück</b> · Counter-jib heel section · Pied de contre-flèche Settore articolato di controbraccio · Tramo primero-contrapluma Base articulada da contra-lança · Корневая секция консоли противовеса	 11,60 m (L)	 1,75 m (H) 2,40 m (B)
			 5150 kg <sup>2)</sup>	
10	1	<b>Gegenausleger-Zwischenstück</b> · Intermediate counter-jib section Élément interm. de contre-flèche · Spezzone di controbraccio Tramo intermedio de contrapluma · Peça suplementar da contra-lança Промежуточная секция консоли противовеса	 6,90 m (L)	 1,70 m (H) 2,25 m (B)
			 2600 kg <sup>2)</sup>	
11	1	<b>Schalhaus</b> · Switchgear cabinet · Armoire électrique · Sala quadri Armario eléctrico · Armário elétrico · Шкаф управления	 4,10 m (L)	 2,55 m (H) 2,10 m (B)
			 3500 kg <sup>2)</sup>	
12	1	<b>Ausleger-Anlenkstück</b> · Jib heel section · Pied de flèche Sezione articolata braccio · Pluma tramo primero Base articulada de lança · Корневая секция стрелы	 12,10 m (L)	 2,75 m (H) 1,85 m (B)
			 6700 kg <sup>2)</sup>	
13		<b>Ausleger-Zwischenstück</b> · Intermediate jib section Élément intermédiaire de flèche · Sezione intermedia braccio Tramo intermedio pluma · Peça suplementar da lança Промежуточная секция стрелы	 L	 H B
	1		 5400	12,10 (L)   1,85 (B)   2,35 (H)
	1		 5580	12,00 (L)   1,85 (B)   2,30 (H)
	1		 4160	12,00 (L)   1,85 (B)   2,30 (H)
	1		 2230	6,30 (L)   1,85 (B)   2,30 (H)
	1		 4900	12,15 (L)   1,85 (B)   2,30 (H)
	1		 3140	12,05 (L)   1,85 (B)   2,30 (H)
14	1	<b>Ausleger-Kopfstück</b> · Jib head section · Pointe de flèche · Punta braccio Tramo punta de pluma · Cabeça de lança · Концевая секция стрелы	 6,90 m (L)	 2,55 m (H) 1,85 m (B)
			 1830 kg <sup>2)</sup>	
15	1	<b>Laufkatze</b> · Trolley · Chariot de distribution · Carrello · Carrito Carro de ponte · Грузовая тележка	 L	 H B
			 1130	4,80 (L)   1,50 (B)   2,20 (H)
			 1170	4,80 (L)   1,50 (B)   2,20 (H)
16	1	<b>Lasthaken</b> · Load hook · Crochet de levage · Gancio · Gancho Gancho · Грузовой крюк	 3,60 m (L)	 1,70 m (H) 1,00 m (B)
			 2320 kg <sup>2)</sup>	
17	1	<b>Hubwerkseinheit (110 kW)</b> · Hoist gear unit · Treuil de levage Gruppo meccanismo sollevamento · Mecanismo de elevación Grupo de mecanismo elevatório · Блок грузовой лебедки	 3,60 m (L)	 1,50 m (H) 2,15 m (B)
			 7900 kg <sup>2)</sup>	
18	1	<b>Ausleger-Abspannbock</b> · Jib gantry · Chevalet de haubange de flèche Tirante braccio · Caballete de pluma · Cavalete de lança Опора расчала стрелы I	 8,25 m (L)	 1,41 m (H) 0,35 m (B)
			 1210 kg <sup>2)</sup>	


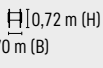


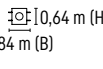


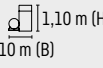


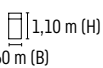

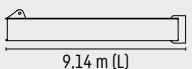
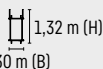

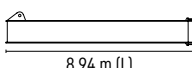
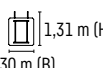

## Turm · Tower · Mât · Torre · Torre · Torre · Башня

P <sub>1</sub>	A <sub>1</sub>	Beschreibung · Description · Description · Descrizione · Descripción · Descrição · Описание		
19	12	<b>Turmstück</b> · Tower section · Élément de mât · Elemento di torre Tramo torre · Torre · Башенная секция	 6,28 m (L)	 1,80 m (H) 1,00 m (B)
			 5900 kg <sup>2)</sup>	
			 4,30 m (L)	 1,60 m (H) 0,60 m (B)
			 3900 kg <sup>2)</sup>	

## Klettereinrichtung · Climbing equipment · Equipement de télescopage · Attrezzatura per allungamento della gru Equipo de trepado · Acesórios p. subida no edifício · Обойма наращивания



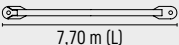
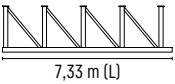
P <sub>1</sub>	A <sub>1</sub>	Beschreibung · Description · Description · Descrizione · Descripción · Descrição · Описание				
20	4	<b>Führungsstück, geteilt</b> · Guide section, split · Cage télescopique, dévisée Gabbia di sopraelevazione, suddivisa · Torre de montaje, dividida Peça de guia, subdividida · Направляющая секция, разъемная	 12,40 m (L)	 2,27 m (H) 2,42 m (B)		
			 3750 kg <sup>2)</sup>			
21	1	<b>Hydraulikanlage, Stütz- und Klettertraverse</b> · Hydraulic unit, supporting and climbing crossmembers · Système hydraul. avec traverses d'appui et de télescop. · Sist. idraul., traversa di appoggio e allugam. gru · Sistema hidráulico con traviesa de apoyo y trepado · Instalação hidráulica, travessa de apoio e subida · Гидроагрегат, стойка-упор и траверса обоймы наращивания	<b>L (m)</b> 3,80	<b>B (m)</b> 1,00	<b>H (m)</b> 1,10	<b>kg<sup>2)</sup></b> 3360

## Unterwagen · Undercarriage · Châssis · Carro · Carro con mástil · Carro de guindaste · Опорная рама

P <sub>1</sub>	A <sub>1</sub>	Beschreibung · Description · Description · Descrizione · Descripción · Descrição · Описание		
22	4	<b>Ausgleichsschwinge mit Schwingenlager</b> · Pivot for wheel box Chape pour bogie · Bilanciere di equilibratura con cuscinetto bilanciere Balancin · Balancim com suporte · Балансир с шарнирной опорой	 2,65 m (L)	 0,72 m (H) 0,70 m (B)
			 2600 kg <sup>2)</sup>	
23	4	<b>Schwingen-Hauptlager</b> · Gudgeon · Logement principal du balancier Cuscinetto principale oscillante · Cojinete oscilante · Rolamento oscilante Основная поворотная опора	 1,55 m (L)	 0,64 m (H) 0,84 m (B)
			 1250 kg <sup>2)</sup>	
24	4	<b>Fahrschemel mit Antrieb</b> · Rail bogie with drive · Bogie moteu Telajo con grappa propulsore · Caja rodillo motriz Quadra sem grupa de propulsão · Подрамник с приводом	 2,20 m (L)	 1,10 m (H) 1,10 m (B)
			 2200 kg <sup>2)</sup>	
25	4	<b>Fahrschemel ohne Antrieb</b> · Rail bogie without drive · Bogie fou Telajo senza grappa propulsore · Caja rodillo conducido Quadra com grupa de propulsão · Подрамник без привода	 1,90 m (L)	 1,10 m (H) 0,60 m (B)
			 1700 kg <sup>2)</sup>	
26	1	<b>Tragholm lang</b> · Long support arm · Longeron long · Longherone lungo Brazo soporte largo · Travessa comprida · Несущая балка, длинная	 9,14 m (L)	 1,32 m (H) 1,30 m (B)
			 3700 kg <sup>2)</sup>	
27	2	<b>Tragholm kurz</b> · Short support arm · Longeron court · Longherone corto Brazo soporte corto · Travessa curta · Несущая балка, короткая	 8,94 m (L)	 1,31 m (H) 1,30 m (B)
			 3400 kg <sup>2)</sup>	

P<sub>1</sub> = Position · Item · Position · Posizione · Posición · Posição · Положение    A<sub>1</sub> = Anzahl · Quantity · Nombre · Numero · Cantidad · Número · Количество

<sup>2)</sup> Einzelgewichte · Single weights · Poids individuels · Singoli pesi · Tramo punta de pluma · Pesos de peças componentes · Индивидуальный вес

P <sub>1</sub>	A <sub>1</sub>	Beschreibung · Description · Description · Descrizione · Descripción · Descrição · Описание					
28	4	<b>Strebe</b> · Strut · Entretroise · Puntone · Tirante · Tirante · Распорка		3,43 m (L)	0,56 m (B)	0,10 m (H)	150 kg <sup>2)</sup>
29	4	<b>Randträger</b> · Border support · Traverse · Supporti base · Traviesa Apoio de bordo · Стяжная балка		11,20 m (L)	0,18 m (H)	0,22 m (B)	700 kg <sup>2)</sup>
30	4	<b>Stützholm</b> · Support strut · Hauban de châssis · Correnti di appoggio Tirante vertical · Travessa de apoio · Опорный подкос		7,70 m (L)	10,50 m (H)	0,46 m (B)	1600 kg <sup>2)</sup>
31	1	<b>Unterswagen-Turmstück, 4 Teile</b> · Undercarriage tower section, 4 pcs. Mât de châssis, 4 pcs. · Elemento di torre del carro, 4 pcs. Tramo de carro, 4 pcs. · Peça de torre do chassis, 4 pcs. Опорная башенная секция, 4 части		7,33 m (L)	2,40 m (H)	2,40 m (B)	2900 kg <sup>2)</sup>
32	1	<b>Kleinteile, Seile und Abspannungen</b> · Small parts, ropes and holding bars Accessoires, câbles et tirants · Accessori, funi e attrezzi di ancoraggio Despieces, cables y tirantes · Acessórios, cabos e peças de ancoragem Мелкие детали, Канаты и Пристезжки	<b>L (m)</b>	<b>B (m)</b>	<b>H (m)</b>	<b>kg<sup>2)</sup></b>	
			2,00	1,00	1,00	2500	

**Sämtliche Angaben erfolgen ohne Gewähr.**

This information is supplied without liability.

Ces renseignements sont sans garantie.

Tutte le indicazioni fornite senza garanzia.

Declinamos toda responsabilidad derivada de la información proporcionada.

Declinamos qualquer responsabilidade quanto à informação fornecida.

Все данные указаны без обязательств.

**Änderungen vorbehalten!**

Subject to technical modifications!

Sous réserves de modifications !

Con riserva di modifiche!

¡Sujeto a modificaciones sin previo aviso!

Sujeto a modificações!

С правом внесения изменений!