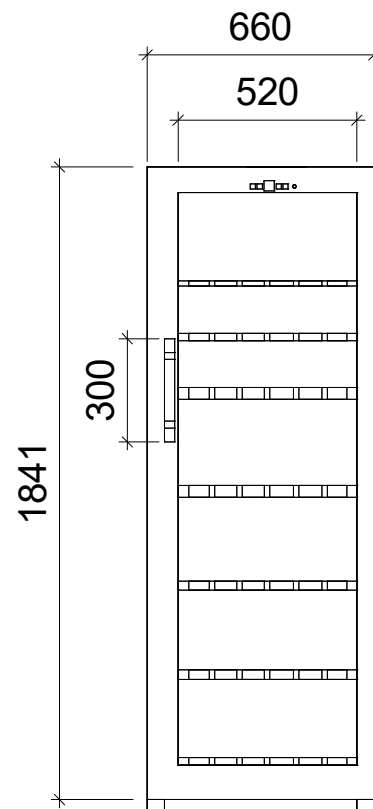
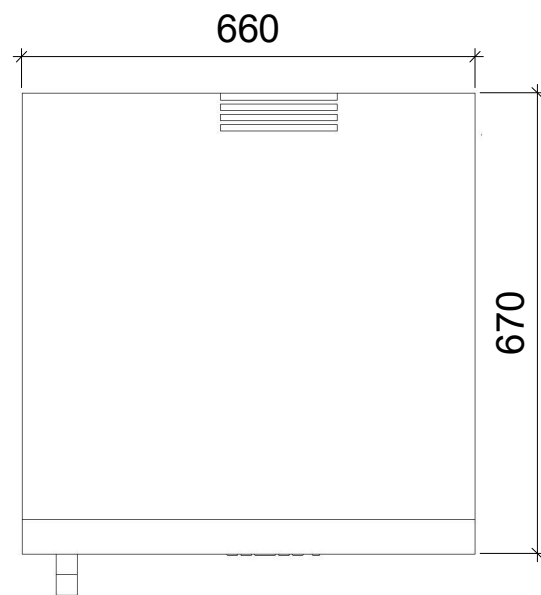


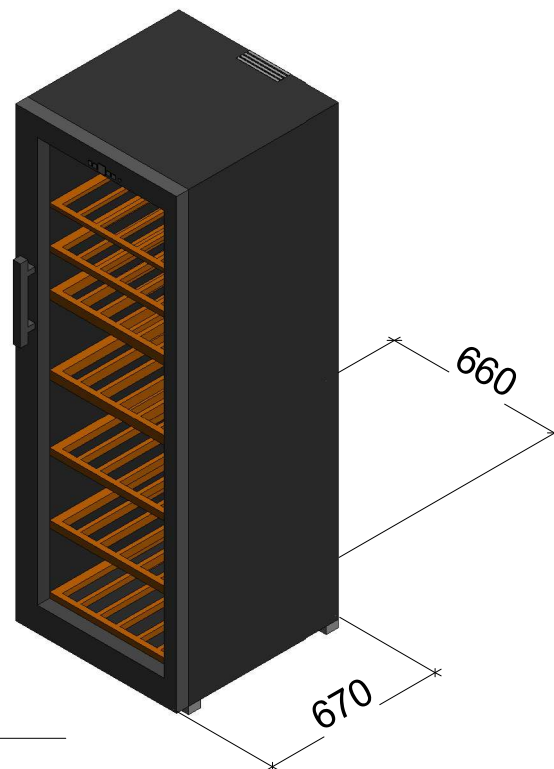
ELEVATION LEFT WKb 4612
1 : 10



ELEVATION FRONT WKb 4612
1 : 10



FLOOR PLAN WKb 4612
1 : 5



3D View WKb 4612

| WKb 4612 Barrique | |
|---|-----------------------------|
| Barrique Range | |
| Max. No. of Bordeaux btls 0.75 ¹ | 195 |
| Capacity of wine compartment litre | 336 |
| Energy consumption per yr / in 24hrs kWh ² | 204 / 0.558 |
| Shipping weight kg | 96 |
| Climate rating | SN-ST |
| Voltage V/Hz | 220 – 240 / 50 |
| Door | Glass door, black frame |
| Side walls | Black |
| Wine storage compartment | |
| Temperature zones / -range | 1 / +5°C to +20°C |
| Adjustable cooling circuits | 1 |
| Type of control / display | MagicEye / external digital |
| Forced air system | • |
| Fresh air supply via FreshAir activated charcoal filter | • |
| Interior light | LED |
| Shelf material | Wooden shelf |
| Storage shelves | 7 (incl. 1 base shelf) |
| Height-adjustable shelves | • |
| Fault: warning signal | Visual and audible |
| Door open: warning signal | Audible |
| Child lock function | • |
| Outside dimensions in cm (H / W / D) | 184.1 / 66 / 66.3 |
| Key features | |
| Design | HardLine |
| Slimline door handle | Slimline door handle, black |
| Door hinges | Right, reversible |
| Replaceable door seal | • |

* These models are only bound for storing wine. Maximum DIN norm bordeaux bottles capacity (0.75 l) as per norm NF H 35-124 (H: 300.5 mm, Ø 76.1 mm)

WKb 4612_049

Scale

As indicated