
EWPh 9670

Built-in multi-temperature wine
fridge

LIEBHERR

Fully Integrated



Fully Integrated

EWPh 9670

Built-in multi-temperature wine fridge

LIEBHERR



Smart
Device

Super
Quiet

Infinity
Swipe

Infinity
Light

Soft
System

↑
213
↓



Type	Fixed door / Built-in appliance for integrated use
Energy consump. in 365 days/24 h	155 kWh
Max. No. of Bordeaux bottles 0.75 Ltr	100 ¹
Total volume	320 l ²
Frequency / voltage	50/60 Hz / 220-240 V~
Connection Rating	1.5 A
Door	Isolierglastür / Stahl
Aperture dimensions in cm (h / w / d)	213.4 / 61 / min. 63.5
Controls	
Type of Control	3.5" LCD colour display, behind the door, touch- & swipe Digital temperature display for 3 wine zones
Alarm in case of malfunction	visual and acoustic
Door alarm	acoustic
Features	
Temperature zones	3
Temperature range	+5 °C to +20 °C
Adjustable cooling circuits	1
Forced air system	Convection cooling, fresh air supply via FreshAir activated charcoal filter
Interior light	InfinityLight
Interface	SmartDeviceBox: optional accessory (Only available in selected countries)
Shelf material	Beech wood fittings
Storage shelves	9
Pull-out shelves on telescopic rails	9
Door hinges	Reversible door hinging, right
EAN-Nr.	9005382276655

¹ These models are only bound for storing wine. Maximum DIN norm bordeaux bottles capacity (0.75 l) as per norm NF H 35-124 (H: 300.5 mm, Ø 76.1 mm)

² In accordance with Regulation EU 2019/2016 we indicate the total volume to the nearest integer (rounded off) and the volume of the frozen compartments and refrigeration compartments to one place after the decimal point.

Features




German Engineering

Our superior products offer premium quality, cutting edge design, and innovative features that best fit your lifestyle. The use of high quality materials, perfectly detailed finishes, and elite cooling components are combined with the latest production processes, resulting in an outstanding cooling product.



SmartDevice

Your Liebherr may well be standing in the kitchen – but if you want, it can also be connected to the Internet at any time. The SmartDeviceBox opens the door to all the Smart Home benefits. Simply plug it in, switch it on and connect your Liebherr to the network via WiFi. The Monolith is supplied with a SmartDeviceBox.



SuperQuiet

Noise levels are kept to a minimum thanks to virtually silent, speed-controlled, and sound absorbing compressors. Alongside a low noise cooling circuit, these features ensure exact performance, energy efficiency, and SuperQuiet operation.



FreshAir Activated Charcoal Filter

Your wine collections deserve the best air quality. Monolith's FreshAir activated charcoal filter features one charcoal filter in each compartment to preserve and protect your treasured wines. Incoming air is purified while damaging odours are filtered out to prevent contamination.



Telescopic Rails

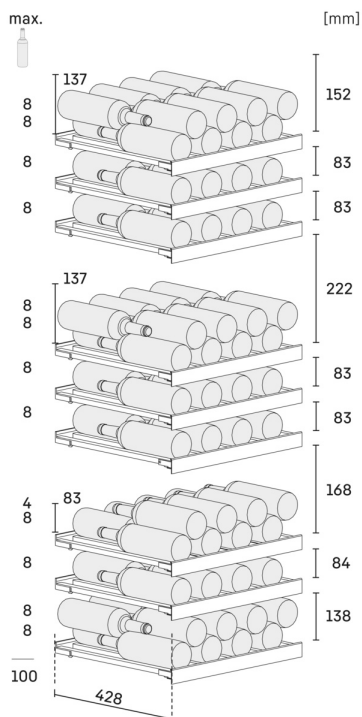
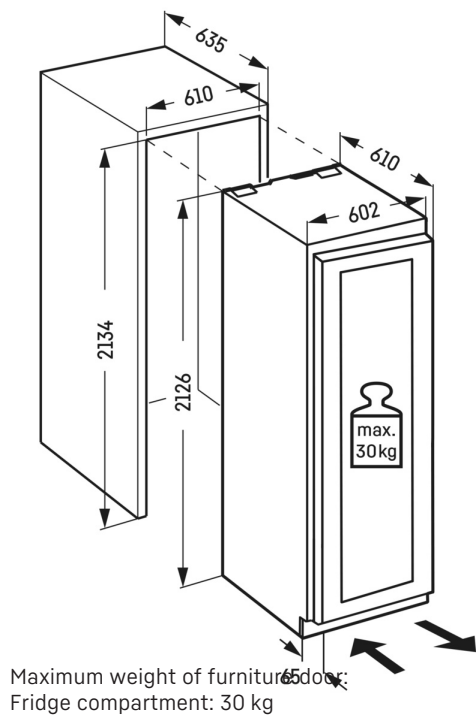
Monolith's flexible shelves on telescopic rails allow for custom configurations to hold larger wine and champagne bottles. With flexible shelving, Monolith wine fridge can comfortably fit all the bottles in your collection, helping you get the most out of your fridge and your wines.



InfinitySwipe

For a touch more comfort, the user-friendly InfinitySwipe electronic touch control with a bright and clear 3.5-inch display can be operated intuitively and effortlessly via touch & swipe.

Technical drawing



Products and their details are staged for advertising purposes. Whilst every effort is made to ensure all specifications and information in this flyer are accurate, Liebherr reserves the right to make changes without notification. Where actual appliance measurements, specifications, and ratings are crucial, we recommend that the actual appliance installation instructions that accompany each appliance be checked. Liebherr will not be liable for any damage. (21.03.2025)

