


LR series overview

www.liebherr.com



LIEBHERR

Crawler cranes





LR series diesel-driven

LR 1100.1 LR 1110

	LR 1100.1	LR 1110
Max. lifting capacity	100 t	115.5 t
Winch line pull	120 kN (7 th layer)	120 kN (4 th layer)
Diesel engine		
Type	Liebherr D 944 A7-05	Liebherr D 944 A7-04
Power rating according to ISO9249	230 kW (308 hp) at 1700 rpm	230 kW (308 hp) at 1700 rpm
Exhaust certification	97/68 EG Stage IV; EPA/CARB Tier 4f 97/68 EG Stage V; EPA/CARB Tier 4f ECE-R.96 Power Band H without certified emission standard	97/68 EG Stage IV; EPA/CARB Tier 4f
Main boom	1512.21 max. 62 m	1512.xx max. 71 m
Fixed jib	0806.21 max. 20 m	0806.xx max. 32 m
Max. combination with main boom + fixed jib	44 (1512.21) + 20 (0806.21) 64 m	53 (1512.xx) + 32 (0806.xx) 85 m
Luffing jib		1309.xx max. 66.8 m
Max. combination with main boom + luffing jib		38 (1512.xx) + 66.8 (1309.xx) 104.8 m 41 (1512.xx) + 57.8 (1309.xx) 98.8 m
Fixed jib for windmill operation	-	-
Derrick equipment	-	-
Download datasheet		



LR 1130.1

LR 1160.1

	LR 1130.1		LR 1160.1	
Max. lifting capacity	137.2 t		160 t	
Winch line pull	120 kN (7 th layer)		120 kN (7 th layer)	
Diesel engine				
Type	Liebherr D 944 A7-04		Liebherr D 944 A7-04	
Power rating according to ISO9249	230 kW (308 hp) at 1700 rpm		230 kW (308 hp) at 1700 rpm	
Exhaust certification	97/68 EG Stage IV; EPA/CARB Tier 4f 97/68 EG Stage V; EPA/CARB Tier 4f ECE-R.96 Power Band H without certified emission standard		97/68 EG Stage IV; EPA/CARB Tier 4f 97/68 EG Stage V; EPA/CARB Tier 4f ECE-R.96 Power Band H without certified emission standard	
Main boom	2017.xx	max. 80 m	2018.xx	max. 87.5 m
Fixed jib	0806.xx	max. 32 m	1008.xx	max. 26 m
			0806.xx	max. 32 m
Max. combination with main boom + fixed jib	65 (2017.xx) + 32 (0806.xx)	97 m	66.8 (2018.xx) + 26 (1008.xx)	92.8 m
	68 (2017.xx) + 23 (0806.xx)	91 m	69.8 (2018.xx) + 20 (1008.xx)	89.8 m
			75.5 (2018.xx) + 32 (0806.xx)	107.5 m
			78.5 (2018.xx) + 26 (0806.xx)	104.5 m
Luffing jib	1309.xx	max. 78.5 m	1309.xx	max. 78.5 m
			1713.xx	max. 83 m
Max. combination with main boom + luffing jib	47 (2017.xx) + 78.5 (1309.xx)	125.5 m	55.1 (2018.xx) + 78.5 (1309.xx)	133.6 m
	53 (2017.xx) + 49.1 (1309.xx)	102.1 m	58.1 (2018.xx) + 66.8 (1309.xx)	124.9 m
			52.1 (2018.xx) + 83 (1713.xx)	135.1 m
			55.1 (2018.xx) + 68 (1713.xx)	123.1 m
Fixed jib for windmill operation	-		-	
Derrick equipment	-		-	
Download datasheet				





LR 1200.1

LR 1250.1

	LR 1200.1		LR 1250.1	
Max. lifting capacity	220 t		250 t	
Winch line pull	120 kN (7 th layer)		120 kN (7 th layer)	
Diesel engine	Liebherr D 944 A7-04		Liebherr D 944 A7-04	
Type	Liebherr D 944 A7-04		Liebherr D 944 A7-04	
Power rating according to ISO9249	230 kW (308 hp) at 1700 rpm		230 kW (308 hp) at 1700 rpm	
Exhaust certification	97/68 EG Stage IV; EPA/CARB Tier 4f 97/68 EG Stage V; EPA/CARB Tier 4f ECE-R.96 Power Band H without certified emission standard		97/68 EG Stage IV; EPA/CARB Tier 4f 97/68 EG Stage V; EPA/CARB Tier 4f ECE-R.96 Power Band H without certified emission standard	
Main boom	2320.xx	max. 89 m	2320.xx	max. 86 m
Fixed jib	0906.21	7 m	0906.21	7 m
	1008.xx	max. 26 m	1008.xx	max. 26 m
	0806.xx	max. 32 m	0806.xx	max. 32 m
Max. combination with main boom + fixed jib	80 (2320.xx) + 7 (0906.21)	87 m	77 (2320.xx) + 7 (0906.21)	84 m
	71 (2320.xx) + 26 (1008.xx)	97 m	71 (2320.xx) + 26 (1008.xx)	97 m
	77 (2320.xx) + 17 (1008.xx)	94 m	74 (2320.xx) + 17 (1008.xx)	91 m
	80 (2320.xx) + 32 (0806.xx)	112 m	77 (2320.xx) + 32 (0806.xx)	109 m
	83 (2320.xx) + 23 (0806.xx)	106 m	80 (2320.xx) + 23 (0806.xx)	103 m
Luffing jib	1713.xx	max. 83 m	1713.xx	max. 83 m
	1916.xx	max. 95 m	1916.xx	max. 95 m
Max. combination with main boom + luffing jib	59 (2320.xx) + 83 (1713.xx)	142 m	59 (2320.xx) + 83 (1713.xx)	142 m
	65 (2320.xx) + 53 (1713.xx)	118 m	65 (2320.xx) + 44 (1713.xx)	109 m
	53 (2320.xx) + 95 (1916.xx)	148 m	53 (2320.xx) + 95 (1916.xx)	148 m
	59 (2320.xx) + 62 (1916.xx)	121 m	59 (2320.xx) + 53 (1916.xx)	112 m
Fixed jib for windmill operation	✓		✓	
Derrick equipment	-		-	
Download datasheet				

LR 1300.1 SX



LR 1400.1 SX

	LR 1300.1 SX		LR 1400.1 SX	
Max. lifting capacity	300.5 t		400 t	
Winch line pull	150 kN (7 th layer)		158.4 kN (9 th layer)	
Diesel engine	Liebherr D 946 A7-04		Liebherr D 966 A7-05	
Type	Liebherr D 946 A7-04		Liebherr D 966 A7-05	
Power rating according to ISO9249	390 kW (523 hp) at 1700 rpm		450 kW (603 hp) at 1700 rpm	
Exhaust certification	97/68 EG Stage IV; EPA/CARB Tier 4f		97/68 EG Stage V; EPA/CARB Tier 4f ECE-R.96 Power Band H without certified emission standard	
Main boom	2821.xx	max. 92 m	2825.xx	max. 95 m
Fixed jib	0906.21	7 m	1507.20	8 m
	1507.20	8 m	1713.xx	max. 35 m
	1008.xx	max. 26 m	1916.xx	max. 50 m
	1713.xx	max. 35 m		
Max. combination with main boom + fixed jib	83 (2821.xx) + 7 (0906.21)	90 m	86 (2825.xx) + 8 (1507.20)	94 m
	83 (2821.xx) + 8 (1507.20)	91 m	80 (2825.xx) + 35 (1713.xx)	115 m
	80 (2821.xx) + 26 (1008.xx)	106 m	77 (2825.xx) + 50 (1916.xx)	127 m
	74 (2821.xx) + 35 (1713.xx)	109 m		
Luffing jib	1916.xx	max. 95 m	2316.xx	max. 113 m
	2316.xx	max. 113 m	2421.xx	max. 110 m
Max. combination with main boom + luffing jib	65 (2821.xx) + 95 (1916.xx)	160 m	65 (2825.xx) + 113 (2316.xx)	178 m
	71 (2821.xx) + 44 (1916.xx)	115 m	74 (2825.xx) + 50 (2316.xx)	124 m
	56 (2821.xx) + 113 (2316.xx)	169 m	62 (2825.xx) + 110 (2421.xx)	172 m
	68 (2821.xx) + 38 (2316.xx)	106 m	71 (2825.xx) + 50 (2421.xx)	121 m
Fixed jib for windmill operation	✓		✓	
Derrick equipment	✓		✓	
Download datasheet	 		 	



LR series zero emission battery/electric-powered





LR 1130.1 unplugged LR 1160.1 unplugged

	LR 1130.1 unplugged		LR 1160.1 unplugged	
Max. lifting capacity	137.2 t		160 t	
Winch line pull	120 kN (7 th layer)		120 kN (7 th layer)	
Drive system				
Max. drive power	255 kW (45 °C temperature of cooling water)		255 kW (45 °C temperature of cooling water)	
Battery type	High Performance Battery System		High Performance Battery System	
Technology	Li-Ion NMC (nickel manganese cobalt)		Li-Ion NMC (nickel manganese cobalt)	
Gross battery capacity	165 kWh		165 kWh	
Max. charging power	40 kW (CEE socket 63 A / 400 VAC)		40 kW (CEE socket 63 A / 400 VAC)	
Main boom	2017.xx	max. 80 m	2018.xx	max. 87.5 m
Fixed jib	0806.xx	max. 32 m	1008.xx	max. 26 m
			0806.xx	max. 32 m
Max. combination with main boom + fixed jib	65 (2017.xx) + 32 (0806.xx)	97 m	66.8 (2018.xx) + 26 (1008.xx)	92.8 m
	68 (2017.xx) + 23 (0806.xx)	91 m	69.8 (2018.xx) + 20 (1008.xx)	89.8 m
			75.5 (2018.xx) + 32 (0806.xx)	107.5 m
			78.5 (2018.xx) + 26 (0806.xx)	104.5 m
Luffing jib	1309.xx	max. 78.5 m	1309.xx	max. 78.5 m
			1713.xx	max. 83 m
Max. combination with main boom + luffing jib	47 (2017.xx) + 78.5 (1309.xx)	125.5 m	55.1 (2018.xx) + 78.5 (1309.xx)	133.6 m
	53 (2017.xx) + 49.1 (1309.xx)	102.1 m	58.1 (2018.xx) + 66.8 (1309.xx)	124.9 m
			52.1 (2018.xx) + 83 (1713.xx)	135.1 m
			55.1 (2018.xx) + 68 (1713.xx)	123.1 m
Fixed jib for windmill operation	-		-	
Derrick equipment	-		-	
Download datasheet				

LR 1200.1 unplugged LR 1250.1 unplugged

	LR 1200.1 unplugged		LR 1250.1 unplugged	
Max. lifting capacity	220 t		250 t	
Winch line pull	120 kN (7 th layer)		120 kN (7 th layer)	
Drive system				
Max. drive power	255 kW (45 °C temperature of cooling water)		255 kW (45 °C temperature of cooling water)	
Battery type	High Performance Battery System		High Performance Battery System	
Technology	Li-Ion NMC (nickel manganese cobalt)		Li-Ion NMC (nickel manganese cobalt)	
Gross battery capacity	196 kWh		196 kWh	
Max. charging power	40 kW (CEE socket 63 A / 400 V AC)		40 kW (CEE socket 63 A / 400 V AC)	
Main boom	2320.xx	max. 89 m	2320.xx	max. 86 m
Fixed jib	0906.21	7 m	0906.21	7 m
	1008.xx	max. 26 m	1008.xx	max. 26 m
	0806.xx	max. 32 m	0806.xx	max. 32 m
Max. combination with main boom + fixed jib	80 (2320.xx) + 7 (0906.21)	87 m	77 (2320.xx) + 7 (0906.21)	84 m
	71 (2320.xx) + 26 (1008.xx)	97 m	71 (2320.xx) + 26 (1008.xx)	97 m
	77 (2320.xx) + 17 (1008.xx)	94 m	74 (2320.xx) + 17 (1008.xx)	91 m
	80 (2320.xx) + 32 (0806.xx)	112 m	77 (2320.xx) + 32 (0806.xx)	109 m
	83 (2320.xx) + 23 (0806.xx)	106 m	80 (2320.xx) + 23 (0806.xx)	103 m
Luffing jib	1713.xx	max. 83 m	1713.xx	max. 83 m
	1916.xx	max. 95 m	1916.xx	max. 95 m
Max. combination with main boom + luffing jib	59 (2320.xx) + 83 (1713.xx)	142 m	59 (2320.xx) + 83 (1713.xx)	142 m
	65 (2320.xx) + 53 (1713.xx)	118 m	65 (2320.xx) + 44 (1713.xx)	109 m
	53 (2320.xx) + 95 (1916.xx)	148 m	53 (2320.xx) + 95 (1916.xx)	148 m
	59 (2320.xx) + 62 (1916.xx)	121 m	59 (2320.xx) + 53 (1916.xx)	112 m
Fixed jib for windmill operation	✓		✓	
Derrick equipment	-		-	
Download datasheet				

LR 1300.2 SX unplugged


LR 1300.2 SX unplugged	
Max. lifting capacity	300.5 t
Winch line pull	150 kN (7 th layer)
Drive system	
Max. drive power	438 kW (45 °C temperature of cooling water)
Battery type	High Performance Battery System
Technology	Li-Ion NMC (nickel manganese cobalt)
Gross battery capacity	392 kWh
Max. charging power	40 kW (CEE socket 63 A / 400 V AC)
Main boom	2821.xx max. 92 m
Fixed jib	0906.21 7 m
	1507.20 8 m
	1008.xx max. 26 m
	1713.xx max. 35 m
Max. combination with main boom + fixed jib	83 (2821.xx) + 7 (0906.21) 90 m
	83 (2821.xx) + 8 (1507.20) 91 m
	80 (2821.xx) + 26 (1008.xx) 106 m
	74 (2821.xx) + 35 (1713.xx) 109 m
Luffing jib	1916.xx max. 95 m
	2316.xx max. 113 m
Max. combination with main boom + luffing jib	65 (2821.xx) + 95 (1916.xx) 160 m
	71 (2821.xx) + 44 (1916.xx) 115 m
	56 (2821.xx) + 113 (2316.xx) 169 m
	68 (2821.xx) + 38 (2316.xx) 106 m
Fixed jib for windmill operation	✓
Derrick equipment	✓
Download datasheet	 



Download datasheet



Please contact us.



Download brochure "Solutions for lifting operations"



Liebherr-Werk Nenzing GmbH · Dr. Hans Liebherr Str. 1 · 6710 Nenzing, Austria
 Phone +43 50809 41-473 · crawler.crane@liebherr.com · www.liebherr.com
 facebook.com/LiebherrConstruction