


W5250

Wine Refrigerator

LIEBHERR

Refrigeration and Freezing



home.liebherr.com

W5250

Energy consumption (kWh / y)	114
Sound rating dB(A)	37
Total capacity cu.ft. (l)	13 (368)
Max. No. of Bordeaux bottles (0.75l)	155
Number of wine racks	8
Shelves on telescopic rails	0
Self material	Fixed wooden racks
Presentation shelf	No
Electronic control	Touch display
Temperature range °F (°C)	41 to 68°F (5 to 20°C)
Temperature zones	2
Temperature alarm	Yes
Humidity Regulation	HumiditySelect
Interior light	LED Ceiling Light
Door alarm	Yes
Safety thermostat	Yes - TempProtect Plus
Activated charcoal filter	Yes
Door lock	No
Door hinges	Right, reversible
Product dimensions	
in inch (H / W / D)	73 1/16 / 23 1/2 / 26 9/16
in cm (H / W / D)	185.5 / 59.7 / 67.5
Cut out dimensions	
in inch (H / W / D)	74 / 24 / 24
in cm (H / W / D)	188 / 60.9 / 60.9
Net weight lbs. (kg)	208.6 (94.6)
Voltage V / Hz	115/60



Accessories

FreshAir charcoal filter	9882460
--------------------------	---------

Features

2 Zones

Experience wine perfection with 2 independent zones, individually adjustable from 41°F to 68°F, ensuring precise tempering for reds and whites, all in one appliance.

Vibrate Safe

The fully vibration-insulated cooling system allows the wine to mature undisturbed.

UV Protect Plus

Triple protection: three protective layers consisting of tinted glass and a double layer of vacuum-deposited offer unprecedented protection from UV radiation.

Temp Protect Plus

Two sensors constantly measure the temperature in the wine refrigerator. A notification is sent in the event of a critical change.

Humidity Select

The humidity can be adjusted between two levels: Standard or High.

Super Silent

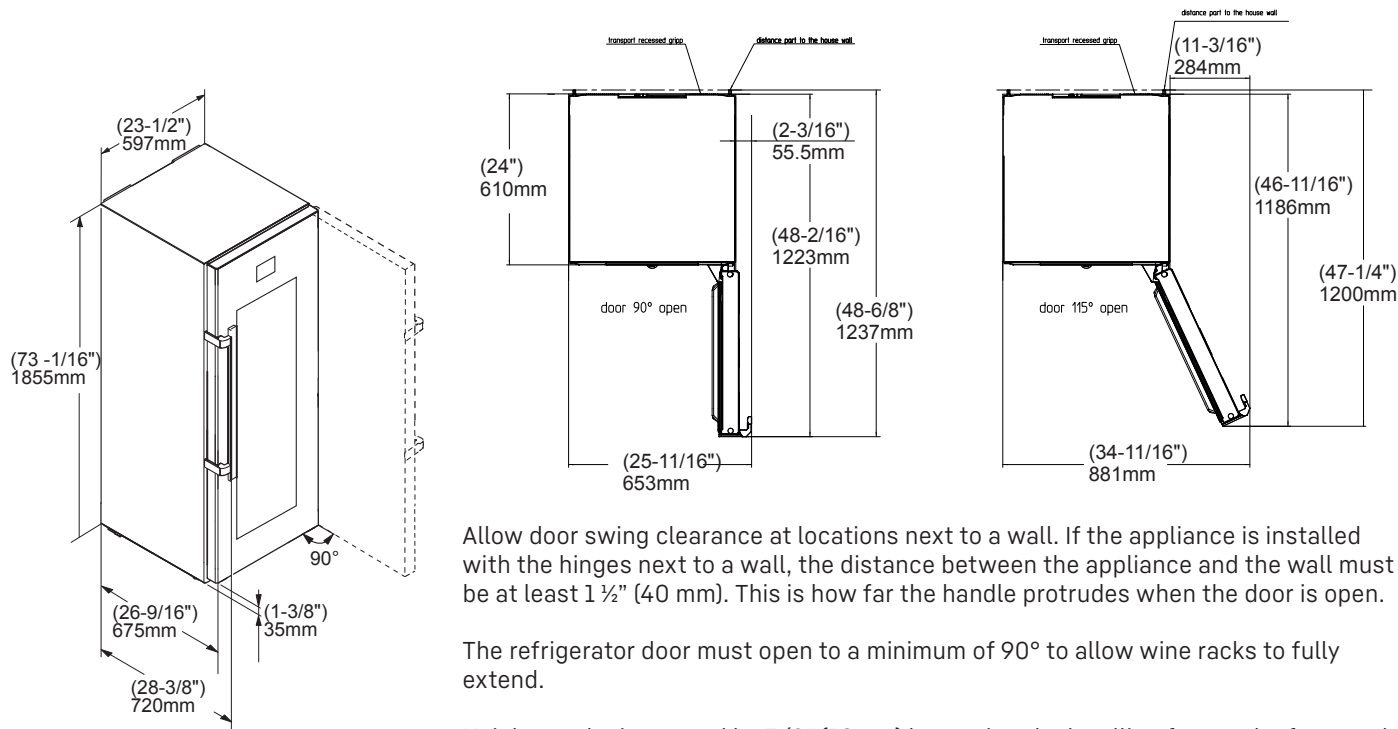
Noise levels are kept to a minimum thanks to virtually silent, speed-controlled, and sound absorbing compressors.

** Noise output – according to EN 60704-3

Not recommended for installation or use at altitude greater than 4900 feet above sea level.

Diagrams

Product Dimensions

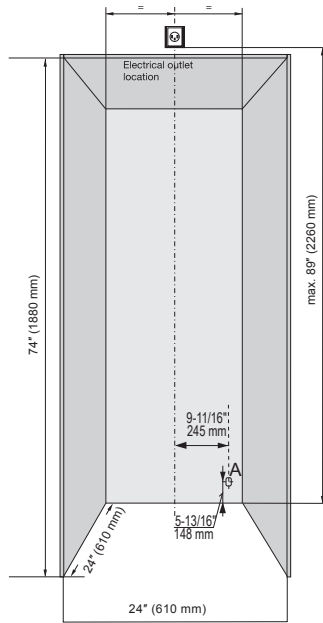


Allow door swing clearance at locations next to a wall. If the appliance is installed with the hinges next to a wall, the distance between the appliance and the wall must be at least 1 ½" (40 mm). This is how far the handle protrudes when the door is open.

The refrigerator door must open to a minimum of 90° to allow wine racks to fully extend.

Height can be increased by 3/8" (10mm) by turning the levelling feet at the front and the height adjustable rollers at the appliance rear.

Semi built-in look – Cutout Dimensions



The appliance can be used freestanding or semi built-in. If semi built-in, consider the minimum cabinet opening dimensions specified on this image. For ventilation requirements, please follow instructions on section Ventilation Requirements in the Freestanding Design Guide.

The power cord exists the rear of the appliance (A) left side and has a length of 6.5 ft (2m). We suggest the electrical outlet not to be located behind the appliance, so it is easily accessible. This can be located on top of the niche like shown on the image or on the side.