
R 938 Litronic

LIEBHERR

Crawler excavator



Generation

8

Operating weight

37,300–41,400 kg

Motor

220 kW / 299 HP

Stage V

Bucket capacity

1.00–3.00 m³

Experience the progress

R 938

① Safety

- Panoramic visibility with no obstructions and camera on the rear and the right side
- Tilttable console for easy and safe access to cab
- Rollover-resistant ROPS-certified cab structure
- Emergency exit via the rear cab window whatever the configuration of the excavator
- Right window and windshield in laminated and tinted glass

② Equipment

- Large choice of types and lengths of equipment
- Safety check valves for hoist and stick cylinders (option)
- Longer lifespan of components and higher productivity thanks to automatic centralised lubrication system

③ Maintenance

- Innovative servicing concept, with service points accessible from ground level
- Lateral access to uppercarriage and large maintenance platform
- Engine oil, hydraulic oil, fuel and urea levels visible on the display

④ Comfort

- Spacious, air-conditioned work space
- Pneumatic seat with vertical and horizontal suspension
- Easy-to-use high resolution 9" colour touchscreen
- Completely retractable front cab window
- LED lighting as standard



⑤ Engine

- Liebherr engine that conforms with the Stage V European exhaust emissions standard
- Automatic engine idling and engine stop

⑥ Undercarriage

- Choice of 4 different robust X-shaped undercarriages with integrated eyes for secure transport
- Easy maintenance
- Maintenance-free track chains and track rollers with lifetime lubrication
- Extra storage (option)



Technical data



Engine

Rating per ISO 9249	220kW (299 HP) at 1,800RPM
Torque	1,421 Nm at 1,350RPM
Model	Liebherr D944 A7-25
Type	4 cylinder in-line
Bore	130 mm
Stroke	150 mm
Displacement	8.0l
Engine operation	4-stroke diesel Common-Rail Turbo-charged and after-cooler
Exhaust gas treatment	Stage V DOC + SCR Filter Passive regeneration by thermo management
Cooling system	Water-cooled and oil cooler, after-cooled and fuel cooled
Air cleaner	Dry-type air cleaner with pre-cleaner
Fuel tank	729 l
Urea tank	90 l
Electrical system	
Voltage	24 V
Batteries	2 x 135 Ah / 12 V
Alternator	Three-phase current 28 V / 140 A
Engine idling	Sensor controlled



Hydraulic controls

Power distribution	Via control valves, simultaneous and independent actuation of undercarriage, swing drive and equipment
Electric servo circuit	Electro-hydraulic control
Equipment and swing	Proportional via joystick levers
Travel	- Proportional control via foot pedals or removable levers - Automatic or manual speed adjustment
Additional functions	Proportional regulation via foot pedals or mini-joystick



Hydraulic system

Hydraulic system	Positive Control hydraulic system. Demand-based, double independent pump flows Features high system dynamics and sensitivity provided by integrated system controlling Independent circuit for rotation
Hydraulic pumps	
For equipment and travel drive	Liebherr, variable displacement, swashplate double pump
Max. flow	2 x 315 l/min.
Max. pressure	380 bar
For swing drive	Swashplate pump, closed-loop circuit
Max. flow	205 l/min.
Max. pressure	400 bar
Pump management	Electronic management synchronous to the control block
Hydraulic tank	239 l
Hydraulic system	max. 475 l
Filtration	1 main return filter with integrated partial micro filtration (10 µm)
Cooling system	Compact cooler, consisting of a water cooler, with hydraulic oil cooler, gearbox oil cooler, fuel cooler and after-cooler cores and hydrostatically driven fan
MODE selection	Adjustment of engine and hydraulic performance via a mode pre-selector to match application, e.g. for especially economical and environmentally friendly operation or for maximum digging performance and heavy-duty jobs
Engine speed and performance setting	Stepless adjustment of engine output and hydraulic power via engine speed



Swing drive

Drive	Liebherr swashplate motor with integrated brake valve and torque control
Transmission	Liebherr compact planetary reduction gears
Swing ring	Liebherr, sealed race ball bearing swing ring, internal teeth
Swing speed	0-8.6 RPM stepless
Swing torque	117 kNm
Holding brake	Wet multi-disc (spring applied, pressure released)


Cab

Cab	ROPS safety cab structure (roll-over protection system according to ISO 12117-2:2008) with windscreen, totally or partially retractable (only upper part), under cab roof, LED work headlights integrated in the ceiling, a door with a sliding window (can be opened on both sides), large storing box and several stowing possibilities, shock-absorbing suspension, laminated right hand side and roof windows, all windows tinted, separate extensible window shades for the sunroof window and windscreen, cigarette lighter and 24 V plug, 12V plug, cup holder, mobile phone storage net
Operator's seat	Liebherr-Comfort seat, airsprung with automatic weight adjustment, vertical and longitudinal seat damping including consoles and joysticks. Seat and armrests adjustable separately and in combination (adjustable in length, height and inclination), seat heating as standard
Arm consoles	Oscillating consoles with seat, tiltable console left
Operation and displays	Large high-resolution operating unit, intuitive, colour display with touchscreen, video-compatible, numerous setting, control and monitoring options, e.g. air conditioning control, fuel consumption, machine and attachment parameters
Air-conditioning	Automatic air-conditioning, recirculated air function, fast de-icing and demisting at the press of a button, air vents can be operated via a menu. Recirculated air and fresh air filters can be easily replaced and are accessible from the outside. Heating-cooling unit, designed for extreme outside temperatures, sensors for solar radiation, inside and outside temperatures The air conditioning system contains fluorinated greenhouse gases
Refrigerant	R134a
Global warming potential	1,430
Quantity at 25 °C*	1,260 g
CO ₂ equivalent	1.80 t
Vibration emission**	
Hand / arm vibrations	< 2.5 m/s ² , according with ISO 5349-1:2001
Whole-body vibrations	< 0.5 m/s ²
Measuring inaccuracy	According with standard EN 12096:1997
Noise emission	
ISO 6396	72 dB(A) = L _{PA} (inside cab)
2000/14/EC	105 dB(A) = L _{WA} (surround noise)


Undercarriage

Versions	
NLC	Gauge 2,390 mm
LC	Gauge 2,590 mm
N-XLC	Gauge 2,390 mm
WLC	Gauge 2,740 mm
Drive	Liebherr swashplate motor with brake valves on both sides
Transmission	Liebherr planetary reduction gear
Maximum travel speed	3.3 km/h low range 5.4 km/h high range
Drawbar pull on crawler	325 kN
Track components	D7, D7G, maintenance-free
Track rollers / Carrier rollers	9 / 2
Tracks	Sealed and greased
Track pads	Triple grouser
Holding brake	Wet multi-disc (spring applied, pressure released)
Brake valves	Integrated into travel motor
Lashing eyes	Integrated

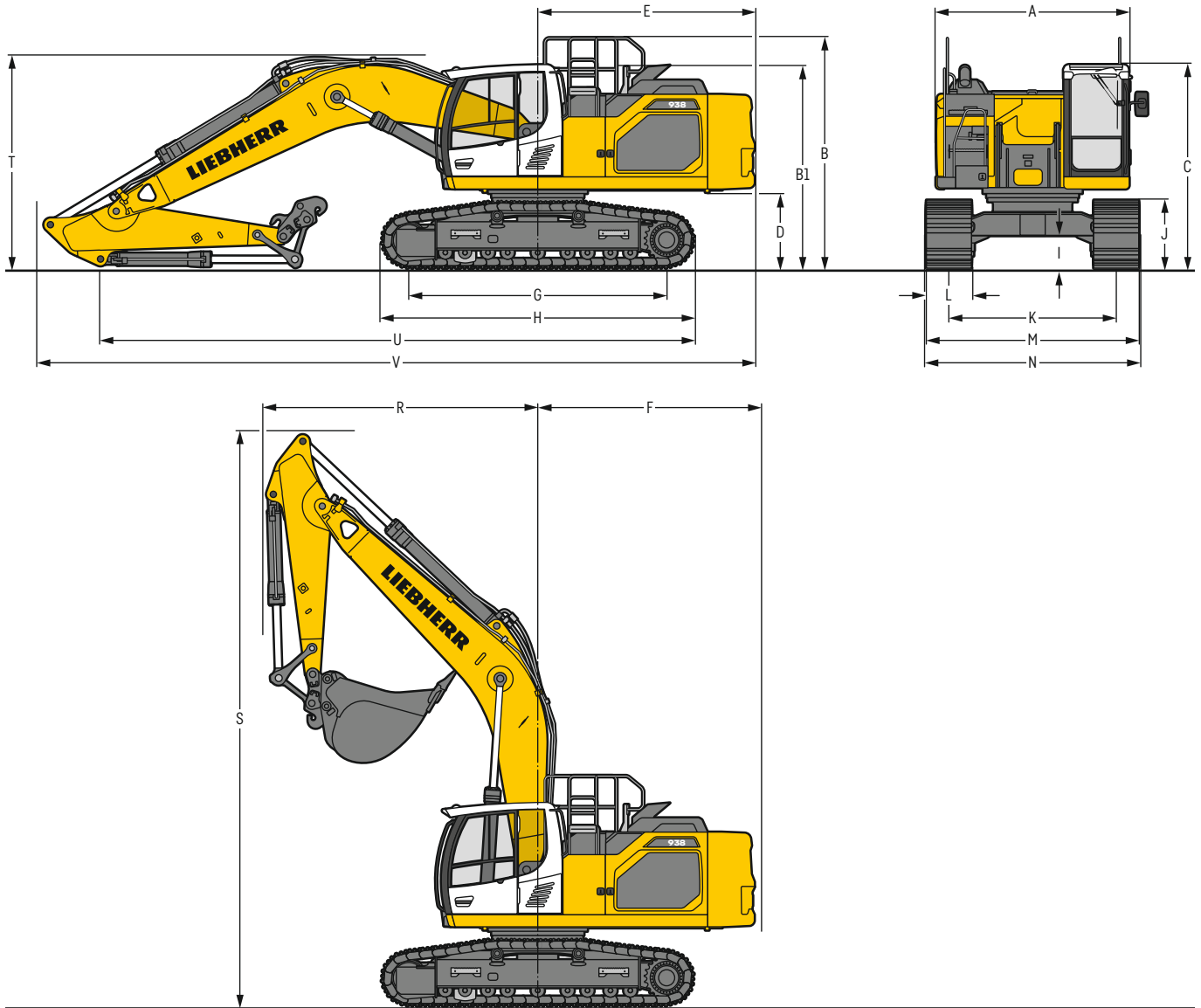

Equipment

Type	Combination of resistant steel plates and cast steel components
Hydraulic cylinders	Liebherr cylinders with seal and guidance systems
Bearings	Sealed, low maintenance
Lubrication	Liebherr central lubrication system
Hydraulic connections	Pipes and hoses equipped with SAE split-flange connections
Buckets	Standard equipped with Liebherr tooth system

* Valid for standard machine without operator's cab elevation and without height adjustable cab

** For the risk assessment according to 2002/44/EC see ISO/TR 25398:2006

Dimensions



	NLC				LC				N-XLC				WLC			
	mm				mm				mm				mm			
A	Upper-carriage width				2,990 ²⁾				2,990 ²⁾				2,990 ²⁾			
B	Upper-carriage height				3,570				3,570				3,570			
B1	Upper-carriage height (handrails folded)				3,130				3,130				3,130			
C	Cab height				3,150				3,150				3,150			
D	Counterweight ground clearance				1,175				1,175				1,175			
E	Rear-end length				3,350				3,350				3,350			
F	Tail swing radius				3,450				3,450				3,450			
G	Wheelbase				3,990				4,300				4,300			
H	Undercarriage length				4,840				4,840				5,150			
I	Undercarriage ground clearance				495				495				495			
J	Track height				1,055				1,055				1,055			
K	Track gauge				2,390				2,390				2,740			
L	600	700	800	900	600	700	800	900	600	700	800	900	600	700	800	900
M	Width over tracks				2,990 3,090 3,190 3,290				2,990 3,090 3,190 3,290				3,340 3,440 3,540 3,640			
N	Width over steps				2,990 2,990 3,190 ¹⁾ 3,190 ¹⁾				3,190 3,190 3,390 ¹⁾ 3,390 ¹⁾				2,990 2,990 3,190 ¹⁾ 3,190 ¹⁾			

¹⁾ width with removable steps
²⁾ without door stop device and spacer

		Stick length m	Mono boom 6.45 m with quick coupler				Mono boom straight 7.00 m with quick coupler				Two-piece boom 6.70 m with quick coupler				Mono boom SME 6.15 m direct mounting			
			mm				mm				mm				mm			
			NLC	LC	N-XLC	WLC	NLC	LC	N-XLC	WLC	NLC	LC	N-XLC	WLC	NLC	LC	N-XLC	WLC
R	Front swing radius	2.60	4,250				3,650				2,900				-			
		2.90	4,250				3,650				3,000				-			
		3.25	4,250				3,650				3,100				-			
		3.95	4,250				3,500				3,100				-			
		2.15 SME	-				-				-				4,050			
		2.60 SME	-				-				-				4,050			
S	Height with boom up	8,900				10,000				9,950				8,700				
		T	Boom height	2.60	3,300				3,150				3,050				-	
2.90	3,300				3,250				3,150				-					
3.25	3,350				3,350				3,300				-					
3.95	3,350				3,450				3,200				-					
2.15 SME	-				-				-				3,450 3,450 3,450 3,350					
2.60 SME	-				-				-				3,300 ¹⁾ 3,300 ¹⁾ 3,300 ¹⁾ 3,300 ¹⁾					
U	Length on ground	2.60	9,200	9,200	9,350	9,350	7,150	7,150	7,300	7,300	6,800	6,800	6,950	6,950	-			
		2.90	8,900	8,900	9,050	9,050	6,900	6,900	7,050	7,050	6,550	6,550	6,700	6,700	-			
		3.25	8,600	8,600	8,750	8,750	6,650	6,650	6,800	6,800	8,650	8,650	8,900	8,900	-			
		3.95	7,800	7,800	7,950	7,950	5,950	5,950	6,100	6,100	8,050	8,050	8,200	8,200	-			
		2.15 SME	-				-				-				6,900 6,900 7,000 7,000			
		2.60 SME	-				-				-				9,300 ¹⁾ 9,300 ¹⁾ 9,450 ¹⁾ 9,450 ¹⁾			
V	Overall length	2.60	11,000				11,800				11,450				-			
		2.90	11,000				11,800				11,450				-			
		3.25	11,000				11,800				11,200				-			
		3.95	11,000				11,800				11,200				-			
		2.15 SME	-				-				-				10,900			
		2.60 SME	-				-				-				10,800 ¹⁾			
Bucket		2.00 m ³				1.50 m ³				1.75 m ³				2.50 m ³				

¹⁾ without bucket

Transport dimensions

removable elements disassembled

	Undercarriage	Mono boom 6.45 m mm				Mono boom straight 7.00 m mm				Two-piece boom 6.70 m mm				Mono boom SME 6.15 m mm			
		600	700	800	900	600	700	800	900	600	700	800	900	600	700	800	900
Pad width		600	700	800	900	600	700	800	900	600	700	800	900	600	700	800	900
Transport width	NLC	2,990	3,090	3,190	3,290	2,990	3,090	3,190	3,290	2,990	3,090	3,190	3,290	2,990	3,090	3,190	3,290
	LC	3,190	3,290	3,390	3,490	3,190	3,290	3,390	3,490	3,190	3,290	3,390	3,490	3,190	3,290	3,390	3,490
	N-XLC	2,990	3,090	3,190	3,290	2,990	3,090	3,190	3,290	2,990	3,090	3,190	3,290	2,990	3,090	3,190	3,290
	WLC	3,340	3,440	3,540	3,640	3,340	3,440	3,540	3,640	3,340	3,440	3,540	3,640	3,340	3,440	3,540	3,640

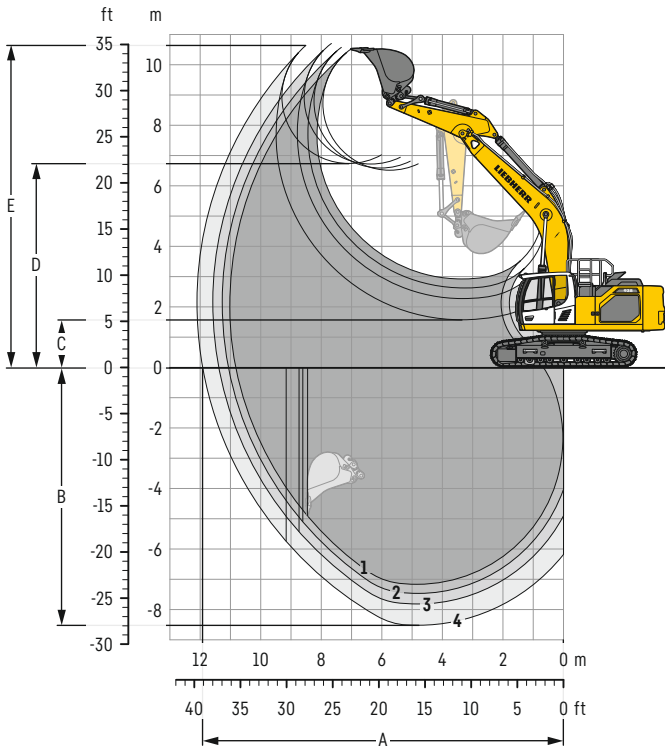
	Undercarriage / Stick m	NLC / LC / N-XLC / WLC				NLC / LC / N-XLC / WLC				NLC / LC / N-XLC / WLC				NLC / LC / N-XLC / WLC			
		mm				mm				mm				mm			
Transport length		11,000				11,800				11,200 ²⁾ / 11,450 ³⁾				10,900 / 10,800 ¹⁾			
Transport height	2.60	3,300				3,150				3,150				-			
	2.90	3,300				3,250				3,150				-			
	3.25	3,350				3,350				3,300				-			
	3.95	3,350				3,450				3,200				-			
	2.15 SME	-				-				-				3,450 ⁴⁾ 3,450 ⁵⁾ / 3,300 ¹⁾ 3,300 ¹⁾ 3,350 ⁷⁾ / 3,300 ¹⁾ 3,350 ⁷⁾			
	2.60 SME	-				-				-				3,650 ⁴⁾ 3,650 ⁵⁾ / 3,350 ¹⁾ 3,350 ¹⁾ 3,950 ⁶⁾ 3,950 ⁶⁾ / 3,350 ¹⁾ 3,350 ¹⁾			

¹⁾ without bucket

²⁾ with sticks 3.25 m and 3.95 m ³⁾ with sticks 2.60 m and 2.90 m ⁴⁾ with NLC undercarriage ⁵⁾ with LC undercarriage ⁶⁾ with N-XLC undercarriage ⁷⁾ with WLC undercarriage

Backhoe bucket

with mono boom 6.45 m



Digging envelope

with quick coupler		1	2	3	4
Stick length	m	2.60	2.90	3.25	3.95
A Max. reach at ground level	m	10.82	11.07	11.39	11.92
B Max. digging depth	m	7.17	7.47	7.82	8.52
C Min. dumping height	m	2.92	2.62	2.27	1.57
D Max. dumping height	m	6.51	6.59	6.72	6.73
E Max. cutting height	m	10.51	10.57	10.70	10.63

Forces

without quick coupler		1	2	3	4
Stick digging force (ISO 6015)	kN	212	198	183	159
Bucket digging force (ISO 6015)	kN	238	238	238	238
Stick digging force (SAE J1179)	kN	202	189	176	154
Bucket digging force (SAE J1179)	kN	210	210	210	210

Operating weight and ground pressure

The operating weight includes the basic machine with counterweight 8.4t, mono boom 6.45 m, stick 3.25 m, quick coupler SWA 66 (430 kg) and bucket 2.00 m³ (1,690 kg).

Undercarriage		NLC			
Pad width	mm	600	700	800	900
Weight	kg	37,500	37,850	38,200	38,550
Ground pressure	kg/cm ²	0.73	0.63	0.56	0.50

Undercarriage		LC			
Pad width	mm	600	700	800	900
Weight	kg	37,600	37,950	38,300	38,650
Ground pressure	kg/cm ²	0.73	0.63	0.56	0.50

Undercarriage		N-XLC			
Pad width	mm	600	700	800	900
Weight	kg	38,000	38,350	38,700	39,150
Ground pressure	kg/cm ²	0.69	0.60	0.53	0.47

Undercarriage		WLC			
Pad width	mm	600	700	800	900
Weight	kg	38,150	38,500	38,850	39,250
Ground pressure	kg/cm ²	0.69	0.60	0.53	0.47

The operating weight includes the basic machine with counterweight 9.4t, mono boom 6.45 m, stick 3.25 m, quick coupler SWA 66 (430 kg) and bucket 2.00 m³ (1,690 kg).

Undercarriage		NLC			
Pad width	mm	600	700	800	900
Weight	kg	38,500	38,850	39,200	39,550
Ground pressure	kg/cm ²	0.75	0.65	0.57	0.51

Undercarriage		LC			
Pad width	mm	600	700	800	900
Weight	kg	38,600	38,950	39,300	39,650
Ground pressure	kg/cm ²	0.75	0.65	0.57	0.51

Undercarriage		N-XLC			
Pad width	mm	600	700	800	900
Weight	kg	39,000	39,350	39,700	40,150
Ground pressure	kg/cm ²	0.71	0.61	0.54	0.49

Undercarriage		WLC			
Pad width	mm	600	700	800	900
Weight	kg	39,150	39,500	39,850	40,250
Ground pressure	kg/cm ²	0.71	0.61	0.54	0.49

Buckets Machine stability per ISO 10567* (75% of tipping capacity)

Cutting width mm	Capacity ISO 7451 m ³	Weight ⁽³⁾ kg	Weight ⁽⁴⁾ kg	NLC undercarriage (with track pads 600 mm)				LC undercarriage (with track pads 600 mm)				N-XLC undercarriage (with track pads 600 mm)				WLC undercarriage (with track pads 600 mm)				
				Stick length (m)				Stick length (m)				Stick length (m)				Stick length (m)				
				without quick coupler		with quick coupler		without quick coupler		with quick coupler		without quick coupler		with quick coupler		without quick coupler		with quick coupler		
2.60	2.90	3.25	3.95	2.60	2.90	3.25	3.95	2.60	2.90	3.25	3.95	2.60	2.90	3.25	3.95	2.60	2.90	3.25	3.95	
with counterweight 8.4 t																				
STD ¹⁾	1,050	1.00	1,310	1,270	▲	▲	▲	▲	▲	▲	▲	▲	▲	▲	▲	▲	▲	▲	▲	▲
	1,200	1.25	1,420	1,380	▲	▲	▲	▲	▲	▲	▲	▲	▲	▲	▲	▲	▲	▲	▲	▲
	1,350	1.50	1,530	1,490	▲	▲	▲	▲	▲	▲	▲	▲	▲	▲	▲	▲	▲	▲	▲	▲
	1,500	1.75	1,630	1,590	▲	▲	▲	▲	▲	▲	▲	▲	▲	▲	▲	▲	▲	▲	▲	▲
	1,600	1.90	1,700	1,660	▲	▲	▲	▲	▲	▲	▲	▲	▲	▲	▲	▲	▲	▲	▲	▲
	1,650	2.00	1,730	1,690	▲	▲	▲	▲	▲	▲	▲	▲	▲	▲	▲	▲	▲	▲	▲	▲
	1,600	2.15	1,770	1,730	▲	▲	▲	▲	▲	▲	▲	▲	▲	▲	▲	▲	▲	▲	▲	▲
	1,650	2.25	1,810	1,770	▲	▲	▲	▲	▲	▲	▲	▲	▲	▲	▲	▲	▲	▲	▲	▲
	1,800	2.50	1,900	1,860	▲	▲	▲	▲	▲	▲	▲	▲	▲	▲	▲	▲	▲	▲	▲	▲
	1,800	2.75	1,970	1,930	▲	▲	▲	▲	▲	▲	▲	▲	▲	▲	▲	▲	▲	▲	▲	▲
1,850	3.00	2,020	1,980	▲	▲	▲	▲	▲	▲	▲	▲	▲	▲	▲	▲	▲	▲	▲	▲	
HD ²⁾	1,050	1.00	1,410	1,370	▲	▲	▲	▲	▲	▲	▲	▲	▲	▲	▲	▲	▲	▲	▲	▲
	1,200	1.25	1,510	1,470	▲	▲	▲	▲	▲	▲	▲	▲	▲	▲	▲	▲	▲	▲	▲	▲
	1,350	1.50	1,620	1,580	▲	▲	▲	▲	▲	▲	▲	▲	▲	▲	▲	▲	▲	▲	▲	▲
	1,500	1.75	1,730	1,690	▲	▲	▲	▲	▲	▲	▲	▲	▲	▲	▲	▲	▲	▲	▲	▲
	1,600	1.90	1,800	1,760	▲	▲	▲	▲	▲	▲	▲	▲	▲	▲	▲	▲	▲	▲	▲	▲
	1,650	2.00	1,830	1,790	▲	▲	▲	▲	▲	▲	▲	▲	▲	▲	▲	▲	▲	▲	▲	▲
	1,600	2.15	1,870	1,830	▲	▲	▲	▲	▲	▲	▲	▲	▲	▲	▲	▲	▲	▲	▲	▲
	1,650	2.25	1,910	1,870	▲	▲	▲	▲	▲	▲	▲	▲	▲	▲	▲	▲	▲	▲	▲	▲
	1,800	2.50	2,000	1,960	▲	▲	▲	▲	▲	▲	▲	▲	▲	▲	▲	▲	▲	▲	▲	▲
	1,800	2.75	2,080	2,040	▲	▲	▲	▲	▲	▲	▲	▲	▲	▲	▲	▲	▲	▲	▲	▲
1,850	3.00	2,130	2,090	▲	▲	▲	▲	▲	▲	▲	▲	▲	▲	▲	▲	▲	▲	▲	▲	
with counterweight 9.4 t																				
STD ¹⁾	1,050	1.00	1,310	1,270	▲	▲	▲	▲	▲	▲	▲	▲	▲	▲	▲	▲	▲	▲	▲	▲
	1,200	1.25	1,420	1,380	▲	▲	▲	▲	▲	▲	▲	▲	▲	▲	▲	▲	▲	▲	▲	▲
	1,350	1.50	1,530	1,490	▲	▲	▲	▲	▲	▲	▲	▲	▲	▲	▲	▲	▲	▲	▲	▲
	1,500	1.75	1,630	1,590	▲	▲	▲	▲	▲	▲	▲	▲	▲	▲	▲	▲	▲	▲	▲	▲
	1,600	1.90	1,700	1,660	▲	▲	▲	▲	▲	▲	▲	▲	▲	▲	▲	▲	▲	▲	▲	▲
	1,650	2.00	1,730	1,690	▲	▲	▲	▲	▲	▲	▲	▲	▲	▲	▲	▲	▲	▲	▲	▲
	1,600	2.15	1,770	1,730	▲	▲	▲	▲	▲	▲	▲	▲	▲	▲	▲	▲	▲	▲	▲	▲
	1,650	2.25	1,810	1,770	▲	▲	▲	▲	▲	▲	▲	▲	▲	▲	▲	▲	▲	▲	▲	▲
	1,800	2.50	1,900	1,860	▲	▲	▲	▲	▲	▲	▲	▲	▲	▲	▲	▲	▲	▲	▲	▲
	1,800	2.75	1,970	1,930	▲	▲	▲	▲	▲	▲	▲	▲	▲	▲	▲	▲	▲	▲	▲	▲
1,850	3.00	2,020	1,980	▲	▲	▲	▲	▲	▲	▲	▲	▲	▲	▲	▲	▲	▲	▲	▲	
HD ²⁾	1,050	1.00	1,410	1,370	▲	▲	▲	▲	▲	▲	▲	▲	▲	▲	▲	▲	▲	▲	▲	▲
	1,200	1.25	1,510	1,470	▲	▲	▲	▲	▲	▲	▲	▲	▲	▲	▲	▲	▲	▲	▲	▲
	1,350	1.50	1,620	1,580	▲	▲	▲	▲	▲	▲	▲	▲	▲	▲	▲	▲	▲	▲	▲	▲
	1,500	1.75	1,730	1,690	▲	▲	▲	▲	▲	▲	▲	▲	▲	▲	▲	▲	▲	▲	▲	▲
	1,600	1.90	1,800	1,760	▲	▲	▲	▲	▲	▲	▲	▲	▲	▲	▲	▲	▲	▲	▲	▲
	1,650	2.00	1,830	1,790	▲	▲	▲	▲	▲	▲	▲	▲	▲	▲	▲	▲	▲	▲	▲	▲
	1,600	2.15	1,870	1,830	▲	▲	▲	▲	▲	▲	▲	▲	▲	▲	▲	▲	▲	▲	▲	▲
	1,650	2.25	1,910	1,870	▲	▲	▲	▲	▲	▲	▲	▲	▲	▲	▲	▲	▲	▲	▲	▲
	1,800	2.50	2,000	1,960	▲	▲	▲	▲	▲	▲	▲	▲	▲	▲	▲	▲	▲	▲	▲	▲
	1,800	2.75	2,080	2,040	▲	▲	▲	▲	▲	▲	▲	▲	▲	▲	▲	▲	▲	▲	▲	▲
1,850	3.00	2,130	2,090	▲	▲	▲	▲	▲	▲	▲	▲	▲	▲	▲	▲	▲	▲	▲	▲	

* Indicated loads are based on ISO 10567, at maximum reach, and may be swung 360° on firm and even ground

¹⁾ Standard bucket with teeth Z 50

²⁾ HD bucket with teeth Z 50

³⁾ Bucket for direct mounting

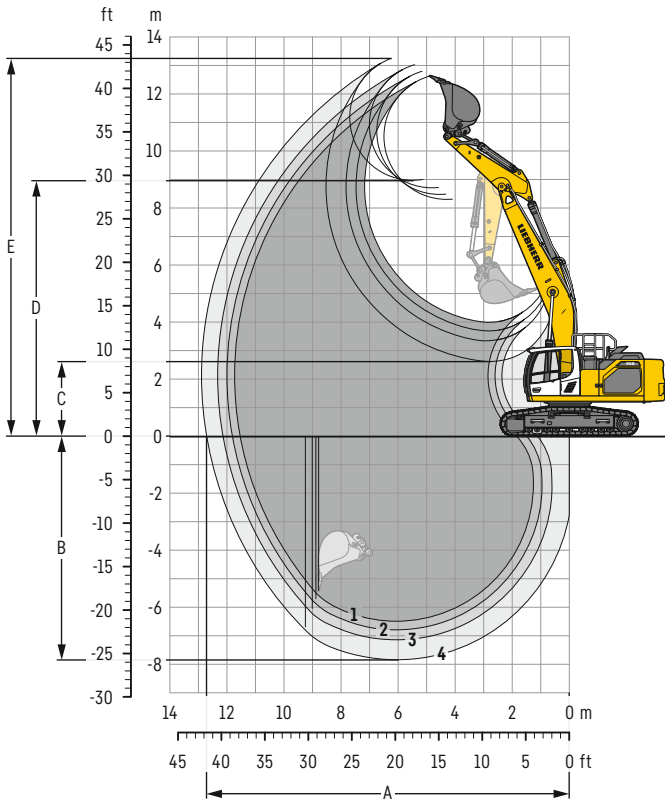
⁴⁾ Bucket for mounting to quick coupler SWA 66 (430 kg)

Other buckets available upon request

Max. material weight ▲ = ≤ 2.0t/m³, ■ = ≤ 1.8t/m³, ▲ = ≤ 1.65t/m³, ■ = ≤ 1.5t/m³, ▲ = ≤ 1.2t/m³, - = not authorised

Backhoe bucket

with mono boom straight 7.00 m



Digging envelope

with quick coupler		1	2	3	4
Stick length	m	2.60	2.90	3.25	3.95
A Max. reach at ground level	m	11.54	11.81	12.14	12.72
B Max. digging depth	m	6.49	6.79	7.14	7.84
C Min. dumping height	m	4.00	3.69	3.34	2.63
D Max. dumping height	m	8.30	8.47	8.70	8.97
E Max. cutting height	m	12.63	12.79	13.02	13.25

Forces

without quick coupler		1	2	3	4
Stick digging force (ISO 6015)	kN	212	198	183	159
Bucket digging force (ISO 6015)	kN	238	238	238	238
Stick digging force (SAE J1179)	kN	202	189	176	154
Bucket digging force (SAE J1179)	kN	210	210	210	210

Operating weight and ground pressure

The operating weight includes the basic machine with counterweight 8.4t, mono boom straight 7.00m, stick 3.25m, quick coupler SWA 66 (430 kg) and bucket 1.50m³ (1,490 kg).

Undercarriage		NLC			
Pad width	mm	600	700	800	900
Weight	kg	37,400	37,750	38,100	38,450
Ground pressure	kg/cm ²	0.73	0.63	0.56	0.50

Undercarriage		LC			
Pad width	mm	600	700	800	900
Weight	kg	37,500	37,850	38,200	38,550
Ground pressure	kg/cm ²	0.73	0.63	0.56	0.50

Undercarriage		N-XLC			
Pad width	mm	600	700	800	900
Weight	kg	37,900	38,250	38,600	39,050
Ground pressure	kg/cm ²	0.69	0.59	0.52	0.47

Undercarriage		WLC			
Pad width	mm	600	700	800	900
Weight	kg	38,050	38,400	38,750	39,150
Ground pressure	kg/cm ²	0.69	0.60	0.53	0.47

The operating weight includes the basic machine with counterweight 9.4t, mono boom straight 7.00m, stick 3.25m, quick coupler SWA 66 (430 kg) and bucket 1.50m³ (1,490 kg).

Undercarriage		NLC			
Pad width	mm	600	700	800	900
Weight	kg	38,400	38,750	39,100	39,450
Ground pressure	kg/cm ²	0.75	0.65	0.57	0.51

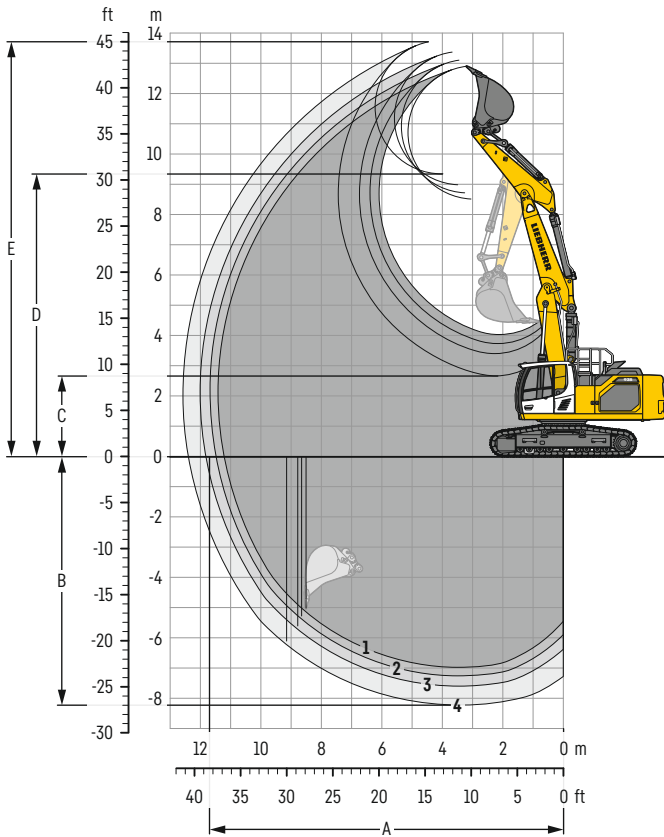
Undercarriage		LC			
Pad width	mm	600	700	800	900
Weight	kg	38,500	38,850	39,200	39,550
Ground pressure	kg/cm ²	0.75	0.65	0.57	0.51

Undercarriage		N-XLC			
Pad width	mm	600	700	800	900
Weight	kg	38,900	39,250	39,600	40,050
Ground pressure	kg/cm ²	0.71	0.61	0.54	0.48

Undercarriage		WLC			
Pad width	mm	600	700	800	900
Weight	kg	39,050	39,400	39,750	40,150
Ground pressure	kg/cm ²	0.71	0.61	0.54	0.49

Backhoe bucket

with two-piece boom 6.70 m



Digging envelope

with quick coupler		1	2	3	4
Stick length	m	2.60	2.90	3.25	3.95
A Max. reach at ground level	m	11.22	11.49	11.82	12.40
B Max. digging depth	m	6.98	7.26	7.60	8.23
C Min. dumping height	m	4.03	3.73	3.40	2.66
D Max. dumping height	m	8.51	8.71	8.98	9.34
E Max. cutting height	m	12.90	13.10	13.37	13.71

Forces

without quick coupler		1	2	3	4
Stick digging force (ISO 6015)	kN	212	198	183	159
Bucket digging force (ISO 6015)	kN	238	238	238	238
Stick digging force (SAE J1179)	kN	202	189	176	154
Bucket digging force (SAE J1179)	kN	210	210	210	210

Operating weight and ground pressure

The operating weight includes the basic machine with counterweight 8.4t, two-piece boom 6.70 m, stick 3.25 m, quick coupler SWA 66 (430 kg) and bucket 1.75 m³ (1,590 kg).

Undercarriage		NLC			
Pad width	mm	600	700	800	900
Weight	kg	38,650	39,000	39,350	39,700
Ground pressure	kg/cm ²	0.75	0.65	0.57	0.51

Undercarriage		LC			
Pad width	mm	600	700	800	900
Weight	kg	38,750	39,100	39,450	39,800
Ground pressure	kg/cm ²	0.75	0.65	0.58	0.52

Undercarriage		N-XLC			
Pad width	mm	600	700	800	900
Weight	kg	39,150	39,500	39,850	40,300
Ground pressure	kg/cm ²	0.71	0.61	0.54	0.49

Undercarriage		WLC			
Pad width	mm	600	700	800	900
Weight	kg	39,300	39,650	40,000	40,400
Ground pressure	kg/cm ²	0.71	0.62	0.54	0.49

The operating weight includes the basic machine with counterweight 9.4t, two-piece boom 6.70 m, stick 3.25 m, quick coupler SWA 66 (430 kg) and bucket 1.75 m³ (1,590 kg).

Undercarriage		NLC			
Pad width	mm	600	700	800	900
Weight	kg	39,650	40,000	40,350	40,700
Ground pressure	kg/cm ²	0.77	0.67	0.59	0.53

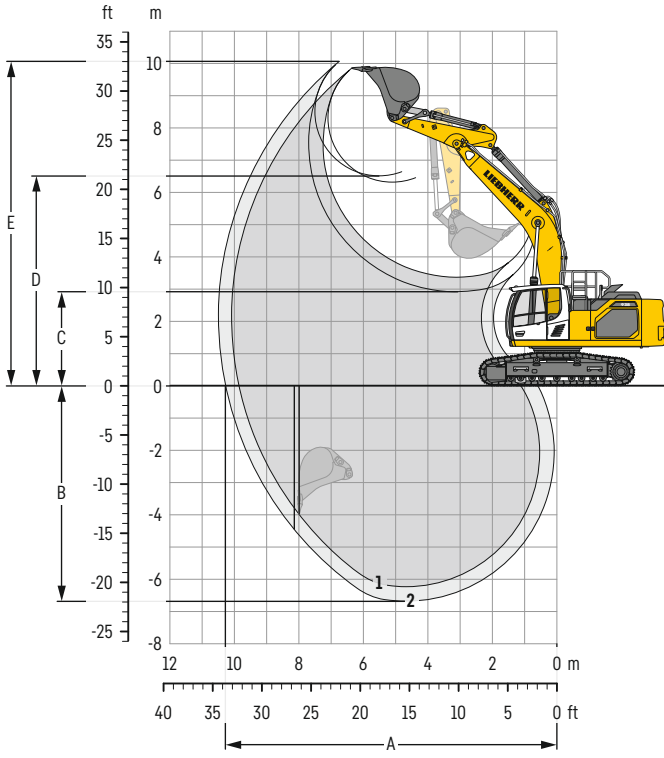
Undercarriage		LC			
Pad width	mm	600	700	800	900
Weight	kg	39,750	40,100	40,450	40,800
Ground pressure	kg/cm ²	0.77	0.67	0.59	0.53

Undercarriage		N-XLC			
Pad width	mm	600	700	800	900
Weight	kg	40,150	40,500	40,850	41,300
Ground pressure	kg/cm ²	0.73	0.63	0.56	0.50

Undercarriage		WLC			
Pad width	mm	600	700	800	900
Weight	kg	40,300	40,650	41,000	41,400
Ground pressure	kg/cm ²	0.73	0.63	0.56	0.50

Backhoe bucket

with mono boom SME 6.15 m



Digging envelope

without quick coupler		1	2
Stick length	m	2.15	2.60
		SME	SME
A Max. reach at ground level	m	9.86	10.28
B Max. digging depth	m	6.23	6.68
C Min. dumping height	m	3.37	2.92
D Max. dumping height	m	6.32	6.61
E Max. cutting height	m	9.86	10.06

Forces

without quick coupler		1	2
Stick digging force (ISO 6015)	kN	238	212
Bucket digging force (ISO 6015)	kN	264	264
Stick digging force (SAE J1179)	kN	226	202
Bucket digging force (SAE J1179)	kN	233	233

Operating weight and ground pressure

The operating weight includes the basic machine with counterweight 8.4 t, mono boom SME 6.15 m, stick SME 2.15 m and HD bucket 2.50 m³ (2,000 kg).

Undercarriage		NLC			
Pad width	mm	600	700	800	900
Weight	kg	37,300	37,650	38,000	38,350
Ground pressure	kg/cm ²	0.72	0.63	0.55	0.50

Undercarriage		LC			
Pad width	mm	600	700	800	900
Weight	kg	37,400	37,750	38,100	38,450
Ground pressure	kg/cm ²	0.73	0.63	0.56	0.50

Undercarriage		N-XLC			
Pad width	mm	600	700	800	900
Weight	kg	37,800	38,150	38,500	38,950
Ground pressure	kg/cm ²	0.69	0.59	0.52	0.47

Undercarriage		WLC			
Pad width	mm	600	700	800	900
Weight	kg	37,950	38,300	38,650	39,050
Ground pressure	kg/cm ²	0.69	0.60	0.53	0.47

The operating weight includes the basic machine with counterweight 9.4 t, mono boom SME 6.15 m, stick SME 2.15 m and HD bucket 2.50 m³ (2,000 kg).

Undercarriage		NLC			
Pad width	mm	600	700	800	900
Weight	kg	38,300	38,650	39,000	39,350
Ground pressure	kg/cm ²	0.74	0.64	0.57	0.51

Undercarriage		LC			
Pad width	mm	600	700	800	900
Weight	kg	38,400	38,750	39,100	39,450
Ground pressure	kg/cm ²	0.75	0.65	0.57	0.51

Undercarriage		N-XLC			
Pad width	mm	600	700	800	900
Weight	kg	38,800	39,150	39,500	39,950
Ground pressure	kg/cm ²	0.70	0.61	0.54	0.48

Undercarriage		WLC			
Pad width	mm	600	700	800	900
Weight	kg	38,950	39,300	39,650	40,050
Ground pressure	kg/cm ²	0.71	0.61	0.54	0.48

Buckets Machine stability per ISO 10567* (75% of tipping capacity)

Cutting width mm	Capacity ISO 7451 m ³	Weight ³⁾ kg	Weight ⁴⁾ kg	NLC undercarriage (with track pads 600 mm)				LC undercarriage (with track pads 600 mm)				N-XLC undercarriage (with track pads 600 mm)				WLC undercarriage (with track pads 600 mm)				
				Stick length (m)				Stick length (m)				Stick length (m)				Stick length (m)				
				without quick coupler		with quick coupler		without quick coupler		with quick coupler		without quick coupler		with quick coupler		without quick coupler		with quick coupler		
2.15	2.60	2.15	2.60	2.15	2.60	2.15	2.60	2.15	2.60	2.15	2.60	2.15	2.60	2.15	2.60					
with counterweight 8.4 t																				
HD ¹⁾	1,600	2.15	1,870	1,830	▲	■	▲	■	▲	▲	▲	▲	▲	■	▲	■	▲	▲	▲	▲
	1,650	2.25	1,910	1,870	▲	■	▲	▲	▲	▲	▲	▲	▲	■	▲	■	▲	▲	▲	▲
	1,800	2.50	2,000	1,960	■	■	▲	▲	▲	■	▲	▲	■	▲	■	■	▲	▲	▲	▲
	1,800	2.75	2,080	2,040	■	▲	■	▲	■	■	■	■	▲	▲	■	▲	▲	▲	■	▲
	1,850	3.00	2,130	2,090	▲	▲	▲	▲	▲	▲	■	▲	■	▲	▲	▲	■	■	▲	■
HDR ²⁾	1,650	2.00	2,490	2,530	▲	■	▲	▲	▲	▲	▲	▲	▲	■	▲	▲	▲	▲	▲	▲
	1,650	2.25	2,570	2,610	■	■	▲	■	▲	■	▲	▲	■	▲	■	■	▲	■	▲	■
	1,650	2.50	2,660	2,700	■	▲	■	▲	■	■	▲	■	▲	▲	■	▲	▲	■	■	▲
with counterweight 9.4 t																				
HD ¹⁾	1,600	2.15	1,870	1,830	▲	▲	▲	▲	▲	▲	▲	▲	▲	▲	▲	▲	▲	▲	▲	▲
	1,650	2.25	1,910	1,870	▲	▲	▲	▲	▲	▲	▲	▲	▲	▲	▲	▲	▲	▲	▲	▲
	1,800	2.50	2,000	1,960	▲	■	▲	▲	▲	▲	▲	■	▲	■	▲	■	▲	▲	▲	▲
	1,800	2.75	2,080	2,040	■	■	▲	■	▲	■	▲	▲	■	▲	■	■	▲	■	▲	■
	1,850	3.00	2,130	2,090	▲	▲	■	▲	■	▲	■	■	▲	■	▲	▲	▲	■	■	▲
HDR ²⁾	1,650	2.00	2,490	2,530	▲	▲	▲	▲	▲	▲	▲	▲	▲	■	▲	▲	▲	▲	▲	▲
	1,650	2.25	2,570	2,610	▲	■	▲	▲	▲	▲	▲	■	▲	■	▲	▲	▲	▲	▲	▲
	1,650	2.50	2,660	2,700	■	■	▲	■	▲	■	▲	▲	■	■	■	■	▲	▲	▲	■

* Indicated loads are based on ISO 10567, at maximum reach, and may be swung 360° on firm and even ground

¹⁾ HD bucket with teeth Z 50

²⁾ HDR bucket with teeth Z 70

³⁾ Bucket for direct mounting

⁴⁾ Bucket for mounting to quick coupler SWA 66 (430 kg)

Other buckets available upon request

Max. material weight ▲ = ≤ 2.0t/m³, ■ = ≤ 1.8t/m³, ▲ = ≤ 1.65t/m³, ■ = ≤ 1.5t/m³, ▲ = ≤ 1.2t/m³

Lift capacities

with mono boom 6.45 m, counterweight 8.4 t and track pads 600 mm

Stick 2.60 m

Under-carriage	3.0m		4.5m		6.0m		7.5m		9.0m		10.5m		m	
	Height	Can be slewed through 360°	Height	Can be slewed through 360°	Height	Can be slewed through 360°	Height	Can be slewed through 360°	Height	Can be slewed through 360°	Height	Can be slewed through 360°		
NLC	7.5				10.0*	10.0*					8.0	9.9*	6.9	
	6.0				9.8	10.6*	6.9	9.7*			6.3	9.6*	7.9	
	4.5		14.1	15.2*	9.3	11.8*	6.7	10.2*			5.5	8.8	8.5	
	3.0		12.8	18.4*	8.7	13.3*	6.4	10.3			5.1	8.2	8.8	
	1.5		12.1	16.5*	8.3	14.0	6.2	10.0			5.0	8.0	8.8	
	0		11.9	19.6*	8.0	13.7	6.0	9.9			5.1	8.2	8.6	
	-1.5	15.0*	15.0*	12.0	18.4*	8.0	13.6	6.0	9.8			5.5	9.0	8.0
	-3.0	20.1*	20.1*	12.2	16.2*	8.1	12.6*					6.5	10.1*	7.1
	-4.5			12.2*	12.2*							9.0	9.4*	5.7
	-6.0													
LC	7.5				10.0*	10.0*					8.6	9.9*	6.9	
	6.0				10.6*	10.6*	7.5	9.7*			6.8	9.6*	7.9	
	4.5		15.2*	15.2*	10.1	11.8*	7.2	10.2*			6.0	8.8	8.5	
	3.0		14.1	18.4*	9.5	13.3*	6.9	10.4			5.5	8.2	8.8	
	1.5		13.3	16.5*	9.0	14.0	6.7	10.1			5.4	8.0	8.8	
	0		13.1	19.6*	8.8	13.7	6.5	9.9			5.5	8.2	8.6	
	-1.5	15.0*	15.0*	13.2	18.4*	8.7	13.7	6.5	9.9			6.0	9.0	8.0
	-3.0	20.1*	20.1*	13.4	16.2*	8.8	12.6*					7.0	10.1*	7.1
	-4.5			12.2*	12.2*							9.4*	9.4*	5.7
	-6.0													
N-XLC	7.5				10.0*	10.0*					8.0	9.8*	6.9	
	6.0				9.9	10.6*	7.0	9.7*			6.4	9.6*	7.9	
	4.5		14.3	15.2*	9.4	11.8*	6.8	10.1*			5.6	9.6*	8.5	
	3.0		12.9	18.4*	8.8	13.2*	6.5	10.8*			5.2	9.0	8.8	
	1.5		12.2	16.5*	8.3	14.3*	6.2	11.2			5.0	8.8	8.8	
	0		12.0	19.6*	8.1	14.6*	6.1	11.0			5.1	9.1	8.6	
	-1.5	15.0*	15.0*	12.1	18.3*	8.0	14.1*	6.0	10.9			5.5	9.9	8.0
	-3.0	20.1*	20.1*	12.3	16.1*	8.2	12.6*					6.5	10.1*	7.1
	-4.5			12.1*	12.1*							9.1	9.4*	5.7
	-6.0													
WLC	7.5				10.0*	10.0*					9.1	9.9*	6.9	
	6.0				10.6*	10.6*	7.9	9.7*			7.3	9.6*	7.9	
	4.5		15.2*	15.2*	10.8	11.8*	7.7	10.2*			6.4	9.6*	8.5	
	3.0		15.2	18.4*	10.2	13.3*	7.4	10.8*			5.9	9.1	8.8	
	1.5		14.4	16.5*	9.7	14.3*	7.2	11.2			5.8	8.9	8.8	
	0		14.2	19.6*	9.4	14.7*	7.0	11.0			5.9	9.1	8.6	
	-1.5	15.0*	15.0*	14.3	18.4*	9.4	14.2*	7.0	11.0			6.4	10.0	8.0
	-3.0	20.1*	20.1*	14.5	16.2*	9.5	12.6*					7.6	10.1*	7.1
	-4.5			12.2*	12.2*							9.4*	9.4*	5.7
	-6.0													

Stick 2.90 m

Under-carriage	3.0m		4.5m		6.0m		7.5m		9.0m		10.5m		m	
	Height	Can be slewed through 360°	Height	Can be slewed through 360°	Height	Can be slewed through 360°	Height	Can be slewed through 360°	Height	Can be slewed through 360°	Height	Can be slewed through 360°		
NLC	7.5										7.5	9.3*	7.2	
	6.0						9.9	10.2*	7.0	9.3*	6.0	9.1*	8.2	
	4.5		14.4	14.5*	9.4	11.4*	6.7	9.9*			5.3	8.4	8.7	
	3.0		13.0	17.7*	8.8	12.9*	6.4	10.4	4.9	7.8	4.9	7.8	9.0	
	1.5		12.1	19.6*	8.3	14.0	6.1	10.0	4.8	7.7	4.7	7.6	9.0	
	0		11.9	19.7*	8.0	13.7	6.0	9.8			4.8	7.8	8.8	
	-1.5	15.0*	15.0*	11.8	18.7*	7.9	13.6	5.9	9.8			5.2	8.5	8.3
	-3.0	21.6*	21.6*	12.0	16.7*	8.0	13.0*					6.1	9.9*	7.5
	-4.5	16.5*	16.5*	12.4	13.1*	8.3	9.8*					8.1	9.5*	6.1
	-6.0													
LC	7.5										8.0	9.3*	7.2	
	6.0						10.2*	10.2*	7.5	9.3*	6.5	9.1*	8.2	
	4.5		14.5*	14.5*	10.2	11.4*	7.3	9.9*			5.7	8.4	8.7	
	3.0		14.3	17.7*	9.5	12.9*	7.0	10.4	5.3	7.9	5.3	7.8	9.0	
	1.5		13.4	19.6*	9.0	14.1	6.7	10.1	5.2	7.7	5.1	7.7	9.0	
	0		13.1	19.7*	8.7	13.7	6.5	9.9			5.2	7.9	8.8	
	-1.5	15.0*	15.0*	13.1	18.7*	8.6	13.6	6.4	9.8			5.7	8.5	8.3
	-3.0	21.6*	21.6*	13.3	16.7*	8.7	13.0*					6.6	9.9*	7.5
	-4.5	16.5*	16.5*	13.1*	13.1*	9.1	9.8*					8.8	9.5*	6.1
	-6.0													
N-XLC	7.5										7.5	9.3*	7.2	
	6.0						10.0	10.1*	7.0	9.3*	6.1	9.1*	8.2	
	4.5		14.5*	14.5*	9.5	11.4*	6.8	9.8*			5.3	9.1*	8.7	
	3.0		13.1	17.7*	8.9	12.9*	6.5	10.6*	4.9	8.7	4.9	8.6	9.0	
	1.5		12.2	19.5*	8.4	14.0*	6.2	11.2	4.8	8.5	4.8	8.5	9.0	
	0		11.9	19.7*	8.1	14.5*	6.0	10.9			4.9	8.7	8.8	
	-1.5	15.0*	15.0*	11.9	18.7*	8.0	14.2*	5.9	10.9			5.2	9.4	8.3
	-3.0	21.5*	21.5*	12.1	16.7*	8.1	12.9*					6.1	9.9*	7.5
	-4.5	16.4*	16.4*	12.5	13.1*	8.4	9.8*					8.2	9.5*	6.1
	-6.0													
WLC	7.5										8.5	9.3*	7.2	
	6.0						10.2*	10.2*	8.0	9.3*	6.9	9.1*	8.2	
	4.5		14.5*	14.5*	10.8	11.4*	7.7	9.9*			6.1	9.2*	8.7	
	3.0		15.4	17.7*	10.2	12.9*	7.4	10.6*	5.7	8.7	5.7	8.7	9.0	
	1.5		14.5	19.6*	9.7	14.1*	7.1	11.2	5.5	8.6	5.5	8.5	9.0	
	0		14.2	19.7*	9.4	14.6*	7.0	11.0			5.6	8.7	8.8	
	-1.5	15.0*	15.0*	14.2	18.7*	9.3	14.3*	6.9	10.9			6.1	9.5	8.3
	-3.0	21.6*	21.6*	14.4	16.7*	9.4	13.0*					7.1	9.9*	7.5
	-4.5	16.5*	16.5*	13.1*	13.1*	9.7	9.8*					9.5	9.5*	6.1
	-6.0													

 Height
  Can be slewed through 360°
  In longitudinal position of undercarriage
  Max. reach
 * Limited by hydr. capacity

The load values are quoted in tons (t) at stick end (without bucket), and may be swung 360° on firm and even ground. Adjacent values are valid for the undercarriage when in the longitudinal position. Capacities are valid for 600mm wide track pads. Indicated loads are based on ISO 10567 standard and do not exceed 75% of tipping or 87% of hydraulic capacity (indicated via *). Without bucket cylinder, link and lever the lift capacities will increase by 495 kg. Lifting capacity of the excavator is limited by machine stability and hydraulic capacity.

According to European Standard, EN 474-5: In the European Union excavators have to be equipped with an overload warning device, a load diagram and automatic safety check valves on hoist cylinders and stick cylinder(s), when they are used for lifting operations which require the use of lifting accessories.

Determine maximum load lift from load lift chart displayed in the operator's cab or from load lift chart detailed in the operator's manual supplied with the machine.

Stick 3.25 m

Under-carriage m	3.0m		4.5m		6.0m		7.5m		9.0m		10.5m		m	
7.5							7.1	8.8*				6.9	8.1*	7.6
6.0							7.0	8.9*				5.6	8.0*	8.5
4.5			13.6*	13.6*	9.4	10.9*	6.7	9.5*	5.0	8.0		5.0	7.9	9.1
3.0			13.2	16.9*	8.8	12.4*	6.4	10.2*	4.9	7.8		4.6	7.4	9.3
1.5			12.2	19.1*	8.3	13.7*	6.1	10.0	4.7	7.6		4.5	7.2	9.4
0			11.8	19.7*	7.9	13.6	5.9	9.8	4.6	7.5		4.5	7.4	9.1
-1.5	14.5*	14.5*	11.7	19.0*	7.8	13.4	5.8	9.7				4.8	7.9	8.6
-3.0	22.8*	22.8*	11.8	17.3*	7.8	13.2*	5.9	9.7				5.6	9.2	7.8
-4.5	18.3*	18.3*	12.2	14.1*	8.1	10.7*						7.2	9.4*	6.6
-6.0														
7.5							7.6	8.8*				7.4	8.1*	7.6
6.0							7.5	8.9*				6.1	8.0*	8.5
4.5			13.6*	13.6*	10.2	10.9*	7.3	9.5*	5.4	8.0		5.4	7.9	9.1
3.0			14.4	16.9*	9.6	12.4*	6.9	10.2*	5.3	7.8		5.0	7.4	9.3
1.5			13.4	19.1*	9.0	13.7*	6.6	10.0	5.1	7.7		4.8	7.2	9.4
0			13.0	19.7*	8.7	13.6	6.4	9.8	5.0	7.6		4.9	7.4	9.1
-1.5	14.5*	14.5*	12.9	19.0*	8.5	13.5	6.3	9.7				5.3	8.0	8.6
-3.0	22.8*	22.8*	13.0	17.3*	8.6	13.2*	6.4	9.7				6.0	9.2	7.8
-4.5	18.3*	18.3*	13.4	14.1*	8.8	10.7*						7.8	9.4*	6.6
-6.0														
7.5							7.2	8.7*				6.9	8.1*	7.6
6.0							7.1	8.9*				5.7	8.0*	8.5
4.5			13.6*	13.6*	9.5	10.9*	6.8	9.4*	5.1	8.6*		5.0	8.1*	9.1
3.0			13.3	16.8*	8.9	12.4*	6.5	10.2*	4.9	8.6		4.6	8.2	9.3
1.5			12.3	19.1*	8.3	13.7*	6.2	10.9*	4.8	8.5		4.5	8.0	9.4
0			11.8	19.6*	8.0	14.4*	5.9	10.9	4.7	8.3		4.6	8.2	9.1
-1.5	14.5*	14.5*	11.8	18.9*	7.9	14.2*	5.8	10.8				4.9	8.8	8.6
-3.0	22.8*	22.8*	11.9	17.2*	7.9	13.2*	5.9	10.2*				5.6	9.5*	7.8
-4.5	18.2*	18.2*	12.3	14.1*	8.2	10.7*						7.3	9.4*	6.6
-6.0														
7.5							8.1	8.8*				7.9	8.1*	7.6
6.0							8.0	8.9*				6.5	8.0*	8.5
4.5			13.6*	13.6*	10.9*	10.9*	7.8	9.5*	5.8	8.6*		5.7	8.1*	9.1
3.0			15.6	16.9*	10.3	12.4*	7.4	10.2*	5.6	8.7		5.3	8.2	9.3
1.5			14.5	19.1*	9.7	13.7*	7.1	11.0*	5.5	8.5		5.2	8.0	9.4
0			14.1	19.7*	9.3	14.4*	6.9	10.9	5.4	8.4		5.3	8.2	9.1
-1.5	14.5*	14.5*	14.0	19.0*	9.2	14.3*	6.8	10.8				5.7	8.9	8.6
-3.0	22.8*	22.8*	14.1	17.3*	9.2	13.2*	6.8	10.2*				6.5	9.6*	7.8
-4.5	18.3*	18.3*	14.1*	14.1*	9.5	10.7*						8.4	9.4*	6.6
-6.0														

Stick 3.95 m

Under-carriage m	3.0m		4.5m		6.0m		7.5m		9.0m		10.5m		m		
7.5							7.2	7.7*				6.1	6.4*	8.3	
6.0							7.1	8.0*	5.2	6.7*		5.1	6.3*	9.1	
4.5							9.6	9.8*	6.8	8.7*	5.0	8.0*	4.5	6.4*	9.6
3.0	14.0*	14.0*	13.6	15.1*	8.9	11.4*	6.4	9.5*	4.8	7.8		4.2	6.7	9.9	
1.5	7.0*	7.0*	12.4	17.9*	8.3	13.0*	6.1	10.0	4.6	7.6		4.0	6.6	9.9	
0	9.9*	9.9*	11.7	19.3*	7.9	13.6	5.8	9.7	4.5	7.4		4.1	6.7	9.7	
-1.5	14.5*	14.5*	11.4	19.2*	7.6	13.3	5.6	9.5	4.4	7.3		4.3	7.1	9.2	
-3.0	20.4*	20.4*	11.5	18.1*	7.6	13.2	5.6	9.5				4.8	8.0	8.4	
-4.5	21.4*	21.4*	11.7	15.7*	7.7	11.9*						6.0	9.3*	7.3	
-6.0			11.2*	11.2*								9.0*	9.0*	5.5	
7.5							7.7*	7.7*				6.4*	6.4*	8.3	
6.0							7.6	8.0*	5.6	6.7*		5.5	6.3*	9.1	
4.5					9.8*	9.8*	7.3	8.7*	5.4	8.0*		4.9	6.4*	9.6	
3.0	14.0*	14.0*	14.9	15.1*	9.7	11.4*	7.0	9.5*	5.3	7.8		4.5	6.8	9.9	
1.5	7.0*	7.0*	13.6	17.9*	9.1	13.0*	6.6	10.0	5.1	7.6		4.4	6.6	9.9	
0	9.9*	9.9*	12.9	19.3*	8.6	13.6	6.3	9.7	4.9	7.4		4.4	6.7	9.7	
-1.5	14.5*	14.5*	12.7	19.2*	8.4	13.3	6.2	9.5	4.8	7.4		4.7	7.1	9.2	
-3.0	20.4*	20.4*	12.7	18.1*	8.3	13.3	6.1	9.5				5.3	8.1	8.4	
-4.5	21.4*	21.4*	13.0	15.7*	8.5	11.9*						6.5	9.3*	7.3	
-6.0			11.2*	11.2*								9.0*	9.0*	5.5	
7.5							7.3	7.7*				6.1	6.4*	8.3	
6.0							7.2	8.0*	5.2	6.7*		5.1	6.3*	9.1	
4.5					9.7	9.8*	6.9	8.6*	5.1	8.0*		4.5	6.4*	9.6	
3.0	14.0*	14.0*	13.7	15.1*	9.0	11.4*	6.5	9.5*	4.9	8.4*		4.2	6.8*	9.9	
1.5	7.0*	7.0*	12.5	17.9*	8.4	12.9*	6.1	10.4*	4.7	8.4		4.1	7.3	9.9	
0	9.9*	9.9*	11.8	19.2*	7.9	13.9*	5.8	10.8	4.5	8.2		4.1	7.4	9.7	
-1.5	14.5*	14.5*	11.5	19.2*	7.7	14.2*	5.7	10.6	4.5	8.1		4.3	7.9	9.2	
-3.0	20.4*	20.4*	11.6	18.0*	7.6	13.6*	5.7	10.6				4.9	8.9	8.4	
-4.5	21.3*	21.3*	11.8	15.6*	7.8	11.9*						6.0	9.2*	7.3	
-6.0			11.2*	11.2*								8.9*	8.9*	5.5	
7.5							7.7*	7.7*				6.4*	6.4*	8.3	
6.0							8.0*	8.0*	5.9	6.7*		5.8	6.3*	9.1	
4.5					9.8*	9.8*	7.8	8.7*	5.8	8.0*		5.2	6.4*	9.6	
3.0	14.0*	14.0*	15.1*	15.1*	10.4	11.4*	7.4	9.5*	5.6	8.4*		4.8	6.8*	9.9	
1.5	7.0*	7.0*	14.7	17.9*	9.7	13.0*	7.1	10.4*	5.4	8.5		4.7	7.3*	9.9	
0	9.9*	9.9*	14.0	19.3*	9.3	13.9*	6.8	10.9	5.3	8.3		4.8	7.5	9.7	
-1.5	14.5*	14.5*	13.8	19.2*	9.0	14.2*	6.6	10.7	5.2	8.2		5.0	7.9	9.2	
-3.0	20.4*	20.4*	13.8	18.1*	9.0	13.6*	6.6	10.6				5.7	9.0	8.4	
-4.5	21.4*	21.4*	14.1	15.7*	9.1	11.9*						7.0	9.3*	7.3	
-6.0			11.2*	11.2*								9.0*	9.0*	5.5	

Height Can be slewed through 360° In longitudinal position of undercarriage Max. reach * Limited by hydr. capacity

The load values are quoted in tons (t) at stick end (without bucket), and may be swung 360° on firm and even ground. Adjacent values are valid for the undercarriage when in the longitudinal position. Capacities are valid for 600mm wide track pads. Indicated loads are based on ISO 10567 standard and do not exceed 75% of tipping or 87% of hydraulic capacity (indicated via *). Without bucket cylinder, link and lever the lift capacities will increase by 495 kg. Lifting capacity of the excavator is limited by machine stability and hydraulic capacity. According to European Standard, EN 474-5: In the European Union excavators have to be equipped with an overload warning device, a load diagram and automatic safety check valves on hoist cylinders and stick cylinder(s), when they are used for lifting operations which require the use of lifting accessories. Determine maximum load lift from load lift chart displayed in the operator's cab or from load lift chart detailed in the operator's manual supplied with the machine.

Lift capacities

with mono boom 6.45 m, counterweight 9.4 t and track pads 600 mm

Stick 2.60 m

Under-carriage m	3.0m		4.5m		6.0m		7.5m		9.0m		10.5m		m
7.5					10.0*	10.0*					8.5	9.9*	6.9
6.0					10.5	10.6*	7.4	9.7*			6.8	9.6*	7.9
4.5			15.1	15.2*	10.0	11.8*	7.2	10.2*			6.0	9.3	8.5
3.0			13.8	18.4*	9.4	13.3*	6.9	10.8*			5.5	8.7	8.8
1.5			13.1	16.5*	9.0	14.3*	6.7	10.7			5.4	8.5	8.8
0			12.9	19.6*	8.7	14.6	6.5	10.5			5.5	8.8	8.6
-1.5	15.0*	15.0*	13.0	18.4*	8.7	14.2*	6.5	10.5			6.0	9.6	8.0
-3.0	20.1*	20.1*	13.2	16.2*	8.8	12.6*					7.0	10.1*	7.1
-4.5			12.2*	12.2*							9.4*	9.4*	5.7
-6.0													
7.5					10.0*	10.0*					9.2	9.9*	6.9
6.0					10.6*	10.6*	8.0	9.7*			7.4	9.6*	7.9
4.5			15.2*	15.2*	10.8	11.8*	7.8	10.2*			6.4	9.4	8.5
3.0			15.1	18.4*	10.2	13.3*	7.5	10.8*			6.0	8.7	8.8
1.5			14.4	16.5*	9.7	14.3*	7.2	10.8			5.8	8.6	8.8
0			14.2	19.6*	9.5	14.7*	7.1	10.6			6.0	8.8	8.6
-1.5	15.0*	15.0*	14.2	18.4*	9.4	14.2*	7.0	10.5			6.5	9.6	8.0
-3.0	20.1*	20.1*	14.5	16.2*	9.5	12.6*					7.6	10.1*	7.1
-4.5			12.2*	12.2*							9.4*	9.4*	5.7
-6.0													
7.5					10.0*	10.0*					8.6	9.8*	6.9
6.0					10.6*	10.6*	7.5	9.7*			6.9	9.6*	7.9
4.5			15.2*	15.2*	10.1	11.8*	7.3	10.1*			6.0	9.6*	8.5
3.0			13.9	18.4*	9.5	13.2*	7.0	10.8*			5.6	9.6	8.8
1.5			13.2	16.5*	9.0	14.3*	6.7	11.4*			5.4	9.4	8.8
0			13.0	19.6*	8.8	14.6*	6.6	11.5*			5.6	9.7	8.6
-1.5	15.0*	15.0*	13.1	18.3*	8.7	14.1*	6.5	11.1*			6.0	10.1*	8.0
-3.0	20.1*	20.1*	13.3	16.1*	8.8	12.6*					7.1	10.1*	7.1
-4.5			12.1*	12.1*							9.4*	9.4*	5.7
-6.0													
7.5					10.0*	10.0*					9.7	9.9*	6.9
6.0					10.6*	10.6*	8.5	9.7*			7.8	9.6*	7.9
4.5			15.2*	15.2*	11.5	11.8*	8.3	10.2*			6.8	9.6*	8.5
3.0			16.3	18.4*	10.9	13.3*	8.0	10.8*			6.4	9.6	8.8
1.5			15.5	16.5*	10.4	14.3*	7.7	11.4*			6.2	9.5	8.8
0			15.3	19.6*	10.2	14.7*	7.5	11.6*			6.4	9.8	8.6
-1.5	15.0*	15.0*	15.4	18.4*	10.1	14.2*	7.5	11.1*			6.9	10.1*	8.0
-3.0	20.1*	20.1*	15.6	16.2*	10.2	12.6*					8.1	10.1*	7.1
-4.5			12.2*	12.2*							9.4*	9.4*	5.7
-6.0													

Stick 2.90 m

Under-carriage m	3.0m		4.5m		6.0m		7.5m		9.0m		10.5m		m
7.5											8.0	9.3*	7.2
6.0					10.2*	10.2*	7.5	9.3*			6.5	9.1*	8.2
4.5			14.5*	14.5*	10.1	11.4*	7.2	9.9*			5.7	8.9	8.7
3.0			14.0	17.7*	9.5	12.9*	6.9	10.6*	5.3	8.4	5.3	8.3	9.0
1.5			13.1	19.6*	9.0	14.1*	6.7	10.7	5.2	8.2	5.2	8.2	9.0
0			12.9	19.7*	8.7	14.6*	6.5	10.5			5.3	8.4	8.8
-1.5	15.0*	15.0*	12.8	18.7*	8.6	14.3*	6.4	10.4			5.7	9.1	8.3
-3.0	21.6*	21.6*	13.0	16.7*	8.7	13.0*					6.6	9.9*	7.5
-4.5	16.5*	16.5*	13.1*	13.1*	9.0	9.8*					8.8	9.5*	6.1
-6.0													
7.5					10.2*	10.2*	8.0	9.3*			8.6	9.3*	7.2
6.0					10.9	11.4*	7.8	9.9*			7.0	9.1*	8.2
4.5			14.5*	14.5*	10.3	12.9*	7.5	10.6*	5.7	8.4	6.2	8.9	8.7
3.0			15.3	17.7*	10.3	12.9*	7.5	10.6*	5.7	8.4	5.7	8.4	9.0
1.5			14.4	19.6*	9.7	14.1*	7.2	10.8	5.6	8.3	5.6	8.2	9.0
0			14.1	19.7*	9.4	14.6*	7.0	10.5			5.7	8.4	8.8
-1.5	15.0*	15.0*	14.1	18.7*	9.3	14.3*	7.0	10.5			6.1	9.1	8.3
-3.0	21.6*	21.6*	14.3	16.7*	9.4	13.0*					7.1	9.9*	7.5
-4.5	16.5*	16.5*	13.1*	13.1*	9.8	9.8*					9.5	9.5*	6.1
-6.0													
7.5					10.1*	10.1*	7.5	9.3*			8.1	9.3*	7.2
6.0					10.2	11.4*	7.3	9.8*			6.6	9.1*	8.2
4.5			14.5*	14.5*	10.2	11.4*	7.3	9.8*			5.8	9.1*	8.7
3.0			14.1	17.7*	9.5	12.9*	7.0	10.6*	5.4	9.2	5.3	9.2	9.0
1.5			13.2	19.5*	9.0	14.0*	6.7	11.2*	5.2	9.1	5.2	9.0	9.0
0			12.9	19.7*	8.7	14.5*	6.5	11.5*			5.3	9.3	8.8
-1.5	15.0*	15.0*	12.9	18.7*	8.6	14.2*	6.5	11.2*			5.7	9.8*	8.3
-3.0	21.5*	21.5*	13.1	16.7*	8.7	12.9*					6.6	9.9*	7.5
-4.5	16.4*	16.4*	13.1*	13.1*	9.1	9.8*					8.8	9.5*	6.1
-6.0													
7.5					10.2*	10.2*	8.5	9.3*			9.1	9.3*	7.2
6.0					11.4*	11.4*	8.3	9.9*			7.4	9.1*	8.2
4.5			14.5*	14.5*	11.0	12.9*	8.0	10.6*	6.1	9.3	6.6	9.2*	8.7
3.0			16.5	17.7*	11.0	12.9*	8.0	10.6*	6.0	9.1	6.1	9.2	9.0
1.5			15.6	19.6*	10.4	14.1*	7.7	11.2*			5.9	9.1	9.0
0			15.3	19.7*	10.1	14.6*	7.5	11.5*			6.1	9.3	8.8
-1.5	15.0*	15.0*	15.3	18.7*	10.0	14.3*	7.4	11.2*			6.6	9.8*	8.3
-3.0	21.6*	21.6*	15.5	16.7*	10.1	13.0*					7.6	9.9*	7.5
-4.5	16.5*	16.5*	13.1*	13.1*	9.8*	9.8*					9.5*	9.5*	6.1
-6.0													

Height Can be slewed through 360° In longitudinal position of undercarriage Max. reach * Limited by hydr. capacity

The load values are quoted in tons (t) at stick end (without bucket), and may be swung 360° on firm and even ground. Adjacent values are valid for the undercarriage when in the longitudinal position. Capacities are valid for 600mm wide track pads. Indicated loads are based on ISO 10567 standard and do not exceed 75% of tipping or 87% of hydraulic capacity (indicated via *). Without bucket cylinder, link and lever the lift capacities will increase by 495 kg. Lifting capacity of the excavator is limited by machine stability and hydraulic capacity. According to European Standard, EN 474-5: In the European Union excavators have to be equipped with an overload warning device, a load diagram and automatic safety check valves on hoist cylinders and stick cylinder(s), when they are used for lifting operations which require the use of lifting accessories. Determine maximum load lift from load lift chart displayed in the operator's cab or from load lift chart detailed in the operator's manual supplied with the machine.

Stick 3.25 m

Under-carriage	3.0m		4.5m		6.0m		7.5m		9.0m		10.5m		m
	Height	Can be slewed through 360°	Height	Can be slewed through 360°	Height	Can be slewed through 360°	Height	Can be slewed through 360°	Height	Can be slewed through 360°	Height	Can be slewed through 360°	
7.5							7.6	8.8*			7.4	8.1*	7.6
6.0							7.5	8.9*			6.1	8.0*	8.5
4.5			13.6*	13.6*	10.1	10.9*	7.3	9.5*	5.4	8.5	5.4	8.1*	9.1
3.0			14.2	16.9*	9.5	12.4*	6.9	10.2*	5.3	8.3	5.0	7.9	9.3
1.5			13.2	19.1*	9.0	13.7*	6.6	10.7	5.1	8.2	4.9	7.7	9.4
0			12.8	19.7*	8.6	14.4*	6.4	10.4	5.0	8.1	4.9	7.9	9.1
-1.5	14.5*	14.5*	12.7	19.0*	8.5	14.3*	6.3	10.3			5.3	8.5	8.6
-3.0	22.8*	22.8*	12.8	17.3*	8.5	13.2*	6.4	10.2*			6.0	9.6*	7.8
-4.5	18.3*	18.3*	13.2	14.1*	8.8	10.7*					7.8	9.4*	6.6
-6.0													
7.5							8.2	8.8*			7.9	8.1*	7.6
6.0							8.1	8.9*			6.5	8.0*	8.5
4.5			13.6*	13.6*	10.9*	10.9*	7.8	9.5*	5.9	8.5	5.8	8.1*	9.1
3.0			15.5	16.9*	10.3	12.4*	7.5	10.2*	5.7	8.4	5.4	7.9	9.3
1.5			14.5	19.1*	9.7	13.7*	7.2	10.7	5.6	8.2	5.3	7.8	9.4
0			14.0	19.7*	9.4	14.4*	7.0	10.5	5.5	8.1	5.3	7.9	9.1
-1.5	14.5*	14.5*	14.0	19.0*	9.2	14.3*	6.9	10.4			5.7	8.5	8.6
-3.0	22.8*	22.8*	14.1	17.3*	9.3	13.2*	6.9	10.2*			6.6	9.6*	7.8
-4.5	18.3*	18.3*	14.1*	14.1*	9.5	10.7*					8.5	9.4*	6.6
-6.0													
7.5							7.7	8.7*			7.4	8.1*	7.6
6.0							7.6	8.9*			6.1	8.0*	8.5
4.5			13.6*	13.6*	10.2	10.9*	7.3	9.4*	5.5	8.6*	5.4	8.1*	9.1
3.0			14.3	16.8*	9.6	12.4*	7.0	10.2*	5.3	9.0*	5.0	8.5*	9.3
1.5			13.3	19.1*	9.0	13.7*	6.7	10.9*	5.2	9.0	4.9	8.5	9.4
0			12.9	19.6*	8.7	14.4*	6.5	11.3*	5.1	8.9	5.0	8.7	9.1
-1.5	14.5*	14.5*	12.8	18.9*	8.5	14.2*	6.4	11.2*			5.3	9.4*	8.6
-3.0	22.8*	22.8*	12.9	17.2*	8.6	13.2*	6.4	10.2*			6.1	9.5*	7.8
-4.5	18.2*	18.2*	13.3	14.1*	8.8	10.7*					7.9	9.4*	6.6
-6.0													
7.5							8.7	8.8*			8.1*	8.1*	7.6
6.0							8.6	8.9*			7.0	8.0*	8.5
4.5			13.6*	13.6*	10.9*	10.9*	8.3	9.5*	6.2	8.6*	6.2	8.1*	9.1
3.0			16.7	16.9*	11.0	12.4*	8.0	10.2*	6.1	9.0*	5.8	8.5*	9.3
1.5			15.6	19.1*	10.4	13.7*	7.7	11.0*	5.9	9.1	5.6	8.6	9.4
0			15.2	19.7*	10.1	14.4*	7.4	11.4*	5.8	9.0	5.7	8.8	9.1
-1.5	14.5*	14.5*	15.1	19.0*	9.9	14.3*	7.3	11.2*			6.1	9.4*	8.6
-3.0	22.8*	22.8*	15.2	17.3*	10.0	13.2*	7.4	10.2*			7.0	9.6*	7.8
-4.5	18.3*	18.3*	14.1*	14.1*	10.2	10.7*					9.1	9.4*	6.6
-6.0													

Stick 3.95 m

Under-carriage	3.0m		4.5m		6.0m		7.5m		9.0m		10.5m		m
	Height	Can be slewed through 360°	Height	Can be slewed through 360°	Height	Can be slewed through 360°	Height	Can be slewed through 360°	Height	Can be slewed through 360°	Height	Can be slewed through 360°	
7.5							7.7*	7.7*			6.4*	6.4*	8.3
6.0							7.6	8.0*	5.6	6.7*	5.5	6.3*	9.1
4.5							9.8*	9.8*	7.3	8.7*	5.5	8.0*	9.6
3.0	14.0*	14.0*	14.6	15.1*	9.6	11.4*	6.9	9.5*	5.3	8.3	4.5	6.8*	9.9
1.5	7.0*	7.0*	13.4	17.9*	9.0	13.0*	6.6	10.4*	5.1	8.1	4.4	7.1	9.9
0	9.9*	9.9*	12.7	19.3*	8.5	13.9*	6.3	10.4	4.9	7.9	4.4	7.2	9.7
-1.5	14.5*	14.5*	12.4	19.2*	8.3	14.2*	6.2	10.2	4.8	7.9	4.7	7.6	9.2
-3.0	20.4*	20.4*	12.5	18.1*	8.3	13.6*	6.1	10.2			5.3	8.6	8.4
-4.5	21.4*	21.4*	12.7	15.7*	8.4	11.9*					6.5	9.3*	7.3
-6.0			11.2*	11.2*							9.0*	9.0*	5.5
7.5							7.7*	7.7*			6.4*	6.4*	8.3
6.0							8.0*	8.0*	6.0	6.7*	5.9	6.3*	9.1
4.5							9.8*	9.8*	5.9	8.0*	5.3	6.4*	9.6
3.0	14.0*	14.0*	15.1*	15.1*	10.4	11.4*	7.5	9.5*	5.7	8.4	4.9	6.8*	9.9
1.5	7.0*	7.0*	14.7	17.9*	9.8	13.0*	7.1	10.4*	5.5	8.1	4.8	7.1	9.9
0	9.9*	9.9*	14.0	19.3*	9.3	13.9*	6.9	10.4	5.3	8.0	4.8	7.2	9.7
-1.5	14.5*	14.5*	13.7	19.2*	9.1	14.2*	6.7	10.2	5.2	7.9	5.1	7.6	9.2
-3.0	20.4*	20.4*	13.7	18.1*	9.0	13.6*	6.7	10.2			5.7	8.6	8.4
-4.5	21.4*	21.4*	14.0	15.7*	9.2	11.9*					7.1	9.3*	7.3
-6.0			11.2*	11.2*							9.0*	9.0*	5.5
7.5							7.7*	7.7*			6.4*	6.4*	8.3
6.0							7.7	8.0*	5.6	6.7*	5.5	6.3*	9.1
4.5							7.4	8.6*	5.5	8.0*	4.9	6.4*	9.6
3.0	14.0*	14.0*	14.7	15.1*	9.7	11.4*	7.0	9.5*	5.3	8.4*	4.6	6.8*	9.9
1.5	7.0*	7.0*	13.5	17.9*	9.1	12.9*	6.6	10.4*	5.1	8.8*	4.4	7.3*	9.9
0	9.9*	9.9*	12.8	19.2*	8.6	13.9*	6.4	11.0*	4.9	8.8	4.5	7.9	9.7
-1.5	14.5*	14.5*	12.5	19.2*	8.4	14.2*	6.2	11.1*	4.9	8.7	4.7	8.4	9.2
-3.0	20.4*	20.4*	12.6	18.0*	8.3	13.6*	6.2	10.6*			5.3	9.0*	8.4
-4.5	21.3*	21.3*	12.8	15.6*	8.5	11.9*					6.6	9.2*	7.3
-6.0			11.2*	11.2*							8.9*	8.9*	5.5
7.5							7.7*	7.7*			6.4*	6.4*	8.3
6.0							8.0*	8.0*	6.4	6.7*	6.3	6.3*	9.1
4.5							8.4	8.7*	6.3	8.0*	5.6	6.4*	9.6
3.0	14.0*	14.0*	15.1*	15.1*	11.1	11.4*	8.0	9.5*	6.1	8.4*	5.2	6.8*	9.9
1.5	7.0*	7.0*	15.8	17.9*	10.5	13.0*	7.6	10.4*	5.9	8.9*	5.1	7.3*	9.9
0	9.9*	9.9*	15.1	19.3*	10.0	13.9*	7.3	11.0*	5.7	8.8	5.2	8.0	9.7
-1.5	14.5*	14.5*	14.9	19.2*	9.8	14.2*	7.2	11.2*	5.6	8.8	5.5	8.5	9.2
-3.0	20.4*	20.4*	14.9	18.1*	9.7	13.6*	7.2	10.6*			6.1	9.1*	8.4
-4.5	21.4*	21.4*	15.2	15.7*	9.9	11.9*					7.6	9.3*	7.3
-6.0			11.2*	11.2*							9.0*	9.0*	5.5

 Height
  Can be slewed through 360°
  In longitudinal position of undercarriage
  Max. reach
 * Limited by hydr. capacity

The load values are quoted in tons (t) at stick end (without bucket), and may be swung 360° on firm and even ground. Adjacent values are valid for the undercarriage when in the longitudinal position. Capacities are valid for 600mm wide track pads. Indicated loads are based on ISO 10567 standard and do not exceed 75% of tipping or 87% of hydraulic capacity (indicated via *). Without bucket cylinder, link and lever the lift capacities will increase by 495 kg. Lifting capacity of the excavator is limited by machine stability and hydraulic capacity. According to European Standard, EN 474-5: In the European Union excavators have to be equipped with an overload warning device, a load diagram and automatic safety check valves on hoist cylinders and stick cylinder(s), when they are used for lifting operations which require the use of lifting accessories. Determine maximum load lift from load lift chart displayed in the operator's cab or from load lift chart detailed in the operator's manual supplied with the machine.

Lift capacities

with mono boom straight 7.00 m, counterweight 8.4 t and track pads 600 mm

Stick 2.60 m

Under-carriage	3.0m		4.5m		6.0m		7.5m		9.0m		10.5m		m	
	Height	Can be slewed through 360°	Height	Can be slewed through 360°	Height	Can be slewed through 360°	Height	Can be slewed through 360°	Height	Can be slewed through 360°	Height	Can be slewed through 360°		
10.5												14.2*	14.2*	4.3
9.0					9.9	11.6*						8.6	11.3*	6.5
7.5					9.9	11.5*	6.9	10.3*				6.4	10.1	7.8
6.0			14.7	15.4*	9.5	12.2*	6.7	10.5*				5.3	8.4	8.7
4.5			13.2	18.0*	8.9	13.3*	6.4	10.4	4.9	7.8		4.7	7.5	9.2
3.0					8.3	14.0	6.1	10.0	4.7	7.7		4.4	7.1	9.5
1.5					7.8	13.5	5.9	9.7	4.6	7.5		4.3	7.0	9.5
0					7.7	13.3	5.7	9.6	4.6	7.5		4.4	7.2	9.3
-1.5			11.7	14.6*	7.7	12.5*	5.7	9.6				4.7	7.7	8.8
-3.0			11.7*	11.7*	7.8	10.2*	5.9	7.9*				5.5	6.8*	8.0
-4.5														
10.5												14.2*	14.2*	4.3
9.0					10.7	11.6*						9.3	11.3*	6.5
7.5					10.7	11.5*	7.4	10.3*				6.9	10.1	7.8
6.0			15.4*	15.4*	10.2	12.2*	7.3	10.5*				5.7	8.4	8.7
4.5			14.5	18.0*	9.6	13.3*	7.0	10.4	5.3	7.8		5.1	7.5	9.2
3.0					9.0	14.0	6.7	10.1	5.1	7.7		4.8	7.1	9.5
1.5					8.6	13.5	6.4	9.8	5.0	7.6		4.7	7.0	9.5
0					8.4	13.3	6.3	9.6	5.0	7.5		4.8	7.2	9.3
-1.5			12.9	14.6*	8.4	12.5*	6.2	9.6				5.1	7.8	8.8
-3.0			11.7*	11.7*	8.6	10.2*	6.4	7.9*				5.9	6.8*	8.0
-4.5														
10.5												14.2*	14.2*	4.3
9.0					10.0	11.6*						8.7	11.3*	6.5
7.5					10.0	11.5*	6.9	10.3*				6.4	10.2*	7.8
6.0			14.8	15.4*	9.6	12.2*	6.8	10.5*				5.3	9.3	8.7
4.5			13.3	18.0*	9.0	13.3*	6.5	10.9*	4.9	8.6		4.7	8.3	9.2
3.0					8.4	14.2*	6.2	11.2	4.8	8.5		4.4	7.8	9.5
1.5					7.9	14.5*	6.0	10.9	4.7	8.4		4.3	7.7	9.5
0					7.8	13.9*	5.8	10.7	4.6	8.3		4.4	7.9	9.3
-1.5			11.8	14.6*	7.8	12.5*	5.8	10.0*				4.8	7.8*	8.8
-3.0			11.7*	11.7*	7.9	10.2*	5.9	7.9*				5.5	6.8*	8.0
-4.5														
10.5												14.2*	14.2*	4.3
9.0					11.4	11.6*						9.9	11.3*	6.5
7.5					11.4	11.5*	7.9	10.3*				7.3	10.2*	7.8
6.0			15.4*	15.4*	10.9	12.2*	7.7	10.5*				6.1	9.3	8.7
4.5			15.6	18.0*	10.3	13.3*	7.5	10.9*	5.7	8.7		5.4	8.4	9.2
3.0					9.7	14.2*	7.1	11.2	5.5	8.5		5.1	7.9	9.5
1.5					9.2	14.5*	6.9	10.9	5.4	8.4		5.0	7.8	9.5
0					9.1	13.9*	6.7	10.7	5.3	8.3		5.1	8.0	9.3
-1.5			14.0	14.6*	9.1	12.5*	6.7	10.0*				5.5	7.8*	8.8
-3.0			11.7*	11.7*	9.2	10.2*	6.9	7.9*				6.4	6.8*	8.0
-4.5														

Stick 2.90 m

Under-carriage	3.0m		4.5m		6.0m		7.5m		9.0m		10.5m		m	
	Height	Can be slewed through 360°	Height	Can be slewed through 360°	Height	Can be slewed through 360°	Height	Can be slewed through 360°	Height	Can be slewed through 360°	Height	Can be slewed through 360°		
10.5												12.0*	12.0*	4.9
9.0												7.9	10.1*	6.9
7.5												6.0	9.4*	8.1
6.0												5.0	8.0	9.0
4.5												4.5	7.2	9.5
3.0												4.2	6.8	9.8
1.5												4.1	6.7	9.8
0												4.2	6.8	9.6
-1.5			11.5	15.5*	7.6	12.8*	5.7	9.5	4.5	7.4		4.5	7.3	9.1
-3.0			11.7	12.6*	7.7	10.7*	5.8	8.4*				5.1	6.8*	8.3
-4.5					7.2*	7.2*						6.1*	6.1*	6.7
10.5												12.0*	12.0*	4.9
9.0					10.9	11.1*						8.5	10.1*	6.9
7.5					10.7	11.2*	7.5	10.0*				6.5	9.4*	8.1
6.0			14.8*	14.8*	10.3	11.9*	7.3	10.2*				5.4	8.0	9.0
4.5			14.7	17.4*	9.7	13.0*	7.0	10.4	5.3	7.8		4.8	7.2	9.5
3.0					9.1	14.0*	6.7	10.1	5.1	7.7		4.5	6.8	9.8
1.5					8.6	13.6	6.4	9.8	5.0	7.5		4.5	6.7	9.8
0					8.4	13.3	6.2	9.6	4.9	7.4		4.5	6.9	9.6
-1.5			12.7	15.5*	8.3	12.8*	6.2	9.5	4.9	7.4		4.9	7.4	9.1
-3.0			12.6*	12.6*	8.5	10.7*	6.3	8.4*				5.6	6.8*	8.3
-4.5					7.2*	7.2*						6.1*	6.1*	6.7
10.5												12.0*	12.0*	4.9
9.0					10.2	11.1*						8.0	10.1*	6.9
7.5					10.1	11.2*	7.0	10.0*				6.0	9.4*	8.1
6.0			14.8*	14.8*	9.6	11.9*	6.8	10.2*				5.1	8.8	9.0
4.5			13.6	17.4*	9.0	13.0*	6.5	10.7*	4.9	8.7		4.5	7.9	9.5
3.0					8.4	14.0*	6.2	11.2*	4.8	8.5		4.2	7.5	9.8
1.5					7.9	14.4*	5.9	10.8	4.6	8.3		4.1	7.4	9.8
0					7.7	14.0*	5.8	10.7	4.6	8.2		4.2	7.6	9.6
-1.5			11.7	15.5*	7.7	12.8*	5.7	10.2*	4.6	7.8*		4.5	7.6*	9.1
-3.0			11.9	12.6*	7.8	10.7*	5.8	8.4*				5.2	6.8*	8.3
-4.5					7.2*	7.2*						6.1*	6.1*	6.7
10.5												12.0*	12.0*	4.9
9.0					11.1*	11.1*						9.1	10.1*	6.9
7.5					11.2*	11.2*	7.9	10.0*				6.9	9.4*	8.1
6.0			14.8*	14.8*	11.0	11.9*	7.8	10.2*				5.8	8.9	9.0
4.5			15.9	17.4*	10.4	13.0*	7.5	10.7*	5.7	8.7		5.2	8.0	9.5
3.0					9.7	14.0*	7.1	11.2*	5.5	8.5		4.9	7.5	9.8
1.5					9.2	14.4*	6.9	10.9	5.4	8.4		4.8	7.4	9.8
0					9.0	14.0*	6.7	10.7	5.3	8.3		4.9	7.6	9.6
-1.5			13.8	15.5*	9.0	12.8*	6.6	10.2*	5.3	7.8*		5.2	7.6*	9.1
-3.0			12.6*	12.6*	9.1	10.7*	6.7	8.4*				6.0	6.8*	8.3
-4.5					7.2*	7.2*						6.1*	6.1*	6.7

Height Can be slewed through 360° In longitudinal position of undercarriage Max. reach * Limited by hydr. capacity

The load values are quoted in tons (t) at stick end (without bucket), and may be swung 360° on firm and even ground. Adjacent values are valid for the undercarriage when in the longitudinal position. Capacities are valid for 600mm wide track pads. Indicated loads are based on ISO 10567 standard and do not exceed 75% of tipping or 87% of hydraulic capacity (indicated via *). Without bucket cylinder, link and lever the lift capacities will increase by 495kg. Lifting capacity of the excavator is limited by machine stability and hydraulic capacity.

According to European Standard, EN 474-5: In the European Union excavators have to be equipped with an overload warning device, a load diagram and automatic safety check valves on hoist cylinders and stick cylinder(s), when they are used for lifting operations which require the use of lifting accessories.

Determine maximum load lift from load lift chart displayed in the operator's cab or from load lift chart detailed in the operator's manual supplied with the machine.

Stick 3.25 m

Under-carriage m	3.0m		4.5m		6.0m		7.5m		9.0m		10.5m		m	
	Height	Can be slewed through 360°	Height	Can be slewed through 360°	Height	Can be slewed through 360°	Height	Can be slewed through 360°	Height	Can be slewed through 360°	Height	Can be slewed through 360°		
10.5													10.2* 10.2*	5.5
9.0													7.2 8.8*	7.3
7.5													5.5 8.2*	8.5
6.0													4.7 7.5	9.3
4.5			13.0*	13.0*	9.6 11.4*	6.8 9.9*	5.0 8.0						4.2 6.8	9.8
3.0			12.2 16.0*		8.3 13.7*	6.1 10.0	4.7 7.6						3.9 6.4	10.1
1.5					7.8 13.5	5.8 9.7	4.5 7.4						3.8 6.3	10.1
0			11.2 12.3*		7.5 13.2	5.6 9.5	4.4 7.3						3.9 6.4	9.9
-1.5	8.6*	8.6*	11.3 16.2*		7.5 13.0*	5.5 9.4	4.4 7.3						4.2 6.9	9.4
-3.0			11.5 13.5*		7.6 11.2*	5.6 8.9*							4.7 6.7*	8.7
-4.5			9.6* 9.6*		7.8 8.1*	5.7* 5.7*							5.4* 5.4*	7.6
10.5					10.6* 10.6*								10.2* 10.2*	5.5
9.0					10.7* 10.7*	7.5 9.6*							7.7 8.8*	7.3
7.5					10.4 11.4*	7.3 9.9*	5.4 8.0						6.0 8.2*	8.5
6.0			13.0*	13.0*	9.8 12.6*	7.0 10.4*	5.3 7.8						5.1 7.5	9.3
4.5			15.0 16.6*		8.6 13.5	6.3 9.7	4.9 7.5						4.6 6.8	9.8
3.0			13.5 16.0*		8.2 13.0*	6.1 9.4	4.8 7.3						4.3 6.4	10.1
1.5					8.3 13.2	6.1 9.5	4.8 7.3						4.3 6.5	9.9
0			12.3* 12.3*		8.2 13.0*	6.1 9.4	4.8 7.3						4.5 6.9	9.4
-1.5	8.6*	8.6*	12.5 16.2*		8.3 13.2	6.1 9.5	4.8 7.3						5.1 6.7*	8.7
-3.0			12.7 13.5*		8.1* 8.1*	5.7* 5.7*							5.4* 5.4*	7.6
-4.5			9.6* 9.6*											

Stick 3.95 m

Under-carriage m	3.0m		4.5m		6.0m		7.5m		9.0m		10.5m		m	
	Height	Can be slewed through 360°	Height	Can be slewed through 360°	Height	Can be slewed through 360°	Height	Can be slewed through 360°	Height	Can be slewed through 360°	Height	Can be slewed through 360°		
10.5													10.2* 10.2*	5.5
9.0													7.6* 7.6*	6.5
7.5													6.1 6.8*	8.1
6.0													4.9 6.4*	9.2
4.5			13.0*	13.0*	9.6 11.4*	6.8 9.9*	5.0 8.0						4.2 6.3*	9.9
3.0			12.2 16.0*		8.3 13.7*	6.1 10.0	4.7 7.6						3.8 6.1	10.4
1.5					7.8 13.5	5.8 9.7	4.5 7.4						3.6 5.9	10.6
0			11.2 12.3*		7.5 13.2	5.6 9.5	4.4 7.3						3.5 5.8	10.7
-1.5	8.6*	8.6*	11.3 16.2*		7.5 13.0*	5.5 9.4	4.4 7.3						3.4 5.7	10.7
-3.0			11.5 13.5*		7.6 11.2*	5.6 8.9*							3.5 5.8	10.5
-4.5			9.6* 9.6*		7.8 8.1*	5.7* 5.7*							3.6 6.1	10.0
10.5					10.6* 10.6*								7.6* 7.6*	6.5
9.0					10.7* 10.7*	7.5 9.6*							6.6 6.8*	8.1
7.5					10.4 11.4*	7.3 9.9*	5.4 8.0						5.3 6.4*	9.2
6.0			13.0*	13.0*	9.8 12.6*	7.0 10.4*	5.3 7.8						4.5 6.3*	9.9
4.5			15.0 16.6*		8.6 13.5	6.3 9.7	4.9 7.5						4.1 6.2	10.4
3.0			13.5 16.0*		8.2 13.0*	6.1 9.4	4.8 7.3						3.8 5.8	10.6
1.5					8.3 13.2	6.1 9.5	4.8 7.3						3.7 5.7	10.7
0			12.3* 12.3*		8.2 13.0*	6.1 9.4	4.8 7.3						3.8 5.8	10.5
-1.5	8.6*	8.6*	12.5 16.2*		8.3 13.2	6.1 9.5	4.8 7.3						4.0 6.1	10.0
-3.0			12.7 13.5*		8.1* 8.1*	5.7* 5.7*							4.4 6.6*	9.4
-4.5			9.6* 9.6*										5.3 5.8*	8.4
10.5					10.6* 10.6*								7.6* 7.6*	6.5
9.0					10.7* 10.7*	7.5 9.6*							6.6 6.8*	8.1
7.5					10.4 11.4*	7.3 9.9*	5.4 8.0						5.3 6.4*	9.2
6.0			13.0*	13.0*	9.8 12.6*	7.0 10.4*	5.3 7.8						4.5 6.3*	9.9
4.5			15.0 16.6*		8.6 13.5	6.3 9.7	4.9 7.5						4.1 6.2	10.4
3.0			13.5 16.0*		8.2 13.0*	6.1 9.4	4.8 7.3						3.8 5.8	10.6
1.5					8.3 13.2	6.1 9.5	4.8 7.3						3.7 5.7	10.7
0			12.3* 12.3*		8.2 13.0*	6.1 9.4	4.8 7.3						3.8 5.8	10.5
-1.5	8.6*	8.6*	12.5 16.2*		8.3 13.2	6.1 9.5	4.8 7.3						4.0 6.1	10.0
-3.0			12.7 13.5*		8.1* 8.1*	5.7* 5.7*							4.4 6.6*	9.4
-4.5			9.6* 9.6*										5.3 5.8*	8.4

 Height
  Can be slewed through 360°
  In longitudinal position of undercarriage
  Max. reach
 * Limited by hydr. capacity

The load values are quoted in tons (t) at stick end (without bucket), and may be swung 360° on firm and even ground. Adjacent values are valid for the undercarriage when in the longitudinal position. Capacities are valid for 600 mm wide track pads. Indicated loads are based on ISO 10567 standard and do not exceed 75% of tipping or 87% of hydraulic capacity (indicated via *). Without bucket cylinder, link and lever the lift capacities will increase by 495 kg. Lifting capacity of the excavator is limited by machine stability and hydraulic capacity.

According to European Standard, EN 474-5: In the European Union excavators have to be equipped with an overload warning device, a load diagram and automatic safety check valves on hoist cylinders and stick cylinder(s), when they are used for lifting operations which require the use of lifting accessories.

Determine maximum load lift from load lift chart displayed in the operator's cab or from load lift chart detailed in the operator's manual supplied with the machine.

Lift capacities

with mono boom straight 7.00 m, counterweight 9.4 t and track pads 600 mm

Stick 2.60 m

Under-carriage	3.0m		4.5m		6.0m		7.5m		9.0m		10.5m		m		
	Height	Can be slewed through 360°	Height	Can be slewed through 360°	Height	Can be slewed through 360°	Height	Can be slewed through 360°	Height	Can be slewed through 360°	Height	Can be slewed through 360°			
10.5													14.2* 14.2*	4.3	
9.0					10.6	11.6*							9.3	11.3*	6.5
7.5					10.6	11.5*	7.4	10.3*					6.8	10.2*	7.8
6.0			15.4*	15.4*	10.2	12.2*	7.2	10.5*					5.7	8.9	8.7
4.5			14.2	18.0*	9.5	13.3*	7.0	10.9*	5.3	8.3			5.1	8.0	9.2
3.0					8.9	14.2*	6.7	10.7	5.2	8.2			4.8	7.6	9.5
1.5					8.5	14.4	6.4	10.4	5.0	8.1			4.7	7.5	9.5
0					8.4	13.9*	6.3	10.3	5.0	8.0			4.8	7.7	9.3
-1.5			12.7	14.6*	8.4	12.5*	6.2	10.0*					5.2	7.8*	8.8
-3.0			11.7*	11.7*	8.5	10.2*	6.4	7.9*					5.9	6.8*	8.0
-4.5															

Stick 2.90 m

Under-carriage	3.0m		4.5m		6.0m		7.5m		9.0m		10.5m		m		
	Height	Can be slewed through 360°	Height	Can be slewed through 360°	Height	Can be slewed through 360°	Height	Can be slewed through 360°	Height	Can be slewed through 360°	Height	Can be slewed through 360°			
10.5													12.0* 12.0*	4.9	
9.0					10.8	11.1*							8.5	10.1*	6.9
7.5					10.6	11.2*	7.4	10.0*					6.4	9.4*	8.1
6.0			14.8*	14.8*	10.2	11.9*	7.3	10.2*					5.4	8.5	9.0
4.5			14.5	17.4*	9.6	13.0*	7.0	10.7*	5.3	8.4			4.9	7.7	9.5
3.0					9.0	14.0*	6.7	10.7	5.1	8.2			4.6	7.3	9.8
1.5					8.5	14.4*	6.4	10.4	5.0	8.0			4.5	7.1	9.8
0			11.0*	11.0*	8.3	14.0*	6.2	10.2	4.9	7.9			4.6	7.3	9.6
-1.5			12.5	15.5*	8.3	12.8*	6.2	10.2	4.9	7.8*			4.9	7.6*	9.1
-3.0			12.6*	12.6*	8.4	10.7*	6.3	8.4*					5.6	6.8*	8.3
-4.5					7.2*	7.2*							6.1*	6.1*	6.7

Height Can be slewed through 360° In longitudinal position of undercarriage Max. reach * Limited by hydr. capacity

The load values are quoted in tons (t) at stick end (without bucket), and may be swung 360° on firm and even ground. Adjacent values are valid for the undercarriage when in the longitudinal position. Capacities are valid for 600mm wide track pads. Indicated loads are based on ISO 10567 standard and do not exceed 75% of tipping or 87% of hydraulic capacity (indicated via *). Without bucket cylinder, link and lever the lift capacities will increase by 495kg. Lifting capacity of the excavator is limited by machine stability and hydraulic capacity.

According to European Standard, EN 474-5: In the European Union excavators have to be equipped with an overload warning device, a load diagram and automatic safety check valves on hoist cylinders and stick cylinder(s), when they are used for lifting operations which require the use of lifting accessories.

Determine maximum load lift from load lift chart displayed in the operator's cab or from load lift chart detailed in the operator's manual supplied with the machine.

Stick 3.25 m

Under-carriage m	3.0m		4.5m		6.0m		7.5m		9.0m		10.5m		m	
	Height	Can be slewed through 360°	Height	Can be slewed through 360°	Height	Can be slewed through 360°	Height	Can be slewed through 360°	Height	Can be slewed through 360°	Height	Can be slewed through 360°		
10.5													10.2* 10.2*	5.5
9.0					10.6* 10.6*								7.7 8.8*	7.3
7.5					10.7* 10.7*	7.5 9.6*							6.0 8.2*	8.5
6.0			13.0* 13.0*		10.3 11.4*	7.3 9.9*	5.4 8.5						5.1 8.0	9.3
4.5			14.7 16.6*		9.7 12.6*	7.0 10.4*	5.3 8.3						4.6 7.2	9.8
3.0			13.2 16.0*		9.0 13.7*	6.6 10.7	5.1 8.1						4.3 6.9	10.1
1.5					8.5 14.2*	6.3 10.4	4.9 8.0						4.2 6.8	10.1
0			12.2 12.3*		8.2 14.0*	6.1 10.1	4.8 7.8						4.3 6.9	9.9
-1.5	8.6* 8.6*		12.3 16.2*		8.1 13.0*	6.1 10.1	4.8 7.8						4.6 7.4	9.4
-3.0			12.5 13.5*		8.2 11.2*	6.1 8.9*							5.1 6.7*	8.7
-4.5			9.6* 9.6*		8.1* 8.1*	5.7* 5.7*							5.4* 5.4*	7.6

Stick 3.95 m

Under-carriage m	3.0m		4.5m		6.0m		7.5m		9.0m		10.5m		m	
	Height	Can be slewed through 360°	Height	Can be slewed through 360°	Height	Can be slewed through 360°	Height	Can be slewed through 360°	Height	Can be slewed through 360°	Height	Can be slewed through 360°		
10.5													10.2* 10.2*	5.5
9.0					8.8* 8.8*								7.6* 7.6*	6.5
7.5						7.6 8.4*							6.6 6.8*	8.1
6.0						7.6 8.8*	5.5 7.2*						5.3 6.4*	9.2
4.5			13.0* 13.0*		10.2* 10.2*	7.4 9.2*	5.4 8.3*						4.5 6.3*	9.9
3.0			14.7 16.6*		15.1* 15.1*	7.0 9.8*	5.3 8.4						4.1 6.4*	10.4
1.5			13.2 16.0*		13.7 17.7*	6.6 10.4*	5.1 8.1						4.0 6.4	10.6
0					12.5 16.2*	6.3 10.3	4.8 7.9	3.9 6.3					3.8 6.1	10.7
-1.5	8.6* 8.6*		12.2 12.3*		12.1 15.3*	6.0 10.0	4.7 7.7						3.8 6.2	10.5
-3.0			12.3 16.2*		12.0 17.4*	4.6 7.6							4.0 6.6	10.0
-4.5			12.5 13.5*		15.1* 15.1*	4.7 7.3*							4.5 6.6*	9.4
			9.6* 9.6*		11.6* 11.6*	8.1 9.5*	6.0 7.3*						5.3 5.8*	8.4

Height
 Can be slewed through 360°
 In longitudinal position of undercarriage
 Max. reach
 * Limited by hydr. capacity

The load values are quoted in tons (t) at stick end (without bucket), and may be swung 360° on firm and even ground. Adjacent values are valid for the undercarriage when in the longitudinal position. Capacities are valid for 600 mm wide track pads. Indicated loads are based on ISO 10567 standard and do not exceed 75% of tipping or 87% of hydraulic capacity (indicated via *). Without bucket cylinder, link and lever the lift capacities will increase by 495 kg. Lifting capacity of the excavator is limited by machine stability and hydraulic capacity. According to European Standard, EN 474-5: In the European Union excavators have to be equipped with an overload warning device, a load diagram and automatic safety check valves on hoist cylinders and stick cylinder(s), when they are used for lifting operations which require the use of lifting accessories. Determine maximum load lift from load lift chart displayed in the operator's cab or from load lift chart detailed in the operator's manual supplied with the machine.

Lift capacities

with two-piece boom 6.70 m, counterweight 8.4 t and track pads 600 mm

Stick 2.60 m

Under-carriage	3.0m		4.5m		6.0m		7.5m		9.0m		10.5m		m		
	Height	Can be slewed through 360°	Height	Can be slewed through 360°	Height	Can be slewed through 360°	Height	Can be slewed through 360°	Height	Can be slewed through 360°	Height	Can be slewed through 360°			
10.5													15.4*	15.4*	3.5
9.0			14.8*	14.8*	9.9	12.0*							9.8	11.8*	6.0
7.5			14.7*	14.7*	10.4	13.0*							6.9	10.7*	7.4
6.0	21.2*	21.2*	15.4	17.0*	10.3	13.4*	7.0	10.9					5.6	9.0	8.3
4.5	24.6*	24.6*	14.9	18.8*	10.0	14.1*	6.9	10.7					4.9	8.0	8.9
NLC			14.2	19.5*	9.4	14.3	6.7	10.6	4.7	7.7			4.6	7.5	9.2
1.5			12.9	19.5*	8.7	14.2	6.3	10.4	4.6	7.6			4.4	7.3	9.2
0	20.0*	20.0*	12.2	19.7*	8.3	14.1	6.0	10.0					4.6	7.5*	9.0
-1.5	22.9	28.0*	11.9	19.4*	8.0	13.9	5.8	9.8					4.9	6.4*	8.5
-3.0	23.3	24.7*	12.0	17.6*	7.9	12.3*	5.7*	5.7*					5.2*	5.2*	7.6
-4.5	18.1*	18.1*	11.1*	11.1*									8.2*	8.2*	5.2
-6.0															

Stick 2.90 m

Under-carriage	3.0m		4.5m		6.0m		7.5m		9.0m		10.5m		m		
	Height	Can be slewed through 360°	Height	Can be slewed through 360°	Height	Can be slewed through 360°	Height	Can be slewed through 360°	Height	Can be slewed through 360°	Height	Can be slewed through 360°			
10.5													12.8*	12.8*	4.2
9.0			13.1*	13.1*	10.2	12.1*							8.9	10.3*	6.4
7.5			12.9*	12.9*	10.5	12.6*	6.9	11.0					6.4	9.4*	7.8
6.0	15.0*	15.0*	15.5	15.6*	10.3	13.1*	7.1	10.9					5.3	8.5	8.6
4.5	25.3*	25.3*	14.9	18.4*	10.1	13.8*	7.0	10.7	4.9	7.9			4.7	7.6	9.2
NLC			14.4	19.6*	9.4	14.3	6.7	10.6	4.8	7.8			4.4	7.1	9.4
1.5	14.6*	14.6*	13.0	19.5*	8.8	14.1	6.4	10.4	4.6	7.6			4.2	7.0	9.5
0	20.5*	20.5*	12.2	19.5*	8.3	14.2	6.1	10.1	4.5	7.5			4.3	7.2	9.2
-1.5	22.8	28.4*	11.9	19.5*	8.0	13.8	5.8	9.8					4.7	6.4*	8.7
-3.0	23.0	25.7*	11.9	18.0*	7.9	13.0*	5.8	7.6*					4.8*	4.8*	7.9
-4.5	19.9*	19.9*	12.2	13.0*									6.8*	6.8*	6.0
-6.0															

Height Can be slewed through 360° In longitudinal position of undercarriage Max. reach * Limited by hydr. capacity

The load values are quoted in tons (t) at stick end (without bucket), and may be swung 360° on firm and even ground. Adjacent values are valid for the undercarriage when in the longitudinal position. Capacities are valid for 600mm wide track pads with adjusting cylinder in optimal position. Indicated loads are based on ISO 10567 standard and do not exceed 75% of tipping or 87% of hydraulic capacity (indicated via *). Without bucket cylinder, link and lever the lift capacities will increase by 495 kg. Lifting capacity of the excavator is limited by machine stability and hydraulic capacity.

According to European Standard, EN 474-5: In the European Union excavators have to be equipped with an overload warning device, a load diagram and automatic safety check valves on hoist cylinders and stick cylinder(s), when they are used for lifting operations which require the use of lifting accessories.

Determine maximum load lift from load lift chart displayed in the operator's cab or from load lift chart detailed in the operator's manual supplied with the machine.

Stick 3.25 m

Under-carriage	3.0m		4.5m		6.0m		7.5m		9.0m		10.5m		m	
	m	↙ ↘	↙ ↘	↙ ↘	↙ ↘	↙ ↘	↙ ↘	↙ ↘	↙ ↘	↙ ↘	↙ ↘	↙ ↘		
10.5			11.9*	11.9*								10.7*	10.7*	4.9
9.0					10.4	11.2*						7.9	9.0*	6.9
7.5			10.9*	10.9*	10.5	11.6*	7.1	10.6*				5.9	8.3*	8.2
6.0			13.3*	13.3*	10.3	12.7*	7.2	10.8*				4.9	8.0	9.0
4.5	25.6*	25.6*	14.9*	17.8*	10.1	13.5*	7.1	10.7	4.9	8.0		4.4	7.2	9.5
3.0	25.0*	25.0*	14.5	19.4*	9.5	14.2*	6.8	10.5	4.8	7.8		4.1	6.7	9.8
1.5	18.0*	18.0*	13.2	19.3*	8.8	14.0	6.4	10.4	4.6	7.6		4.0	6.6	9.8
0	20.7*	20.7*	12.3	19.3*	8.3	14.0	6.1	10.1	4.5	7.4		4.0	6.8	9.6
-1.5	22.6	26.9*	11.8	19.4*	7.9	13.8	5.8	9.7	4.4	6.9*		4.3	6.3*	9.1
-3.0	22.7	26.7*	11.7	18.4*	7.8	13.6*	5.6	9.0*				4.9*	4.9*	8.3
-4.5	21.7*	21.7*	12.0	14.9*	7.8	8.8*						5.8*	5.8*	6.7
-6.0														
10.5			11.9*	11.9*								10.7*	10.7*	4.9
9.0					11.1	11.2*						8.6	9.0*	6.9
7.5			10.9*	10.9*	11.2	11.6*	7.7	10.6*				6.4	8.3*	8.2
6.0			13.3*	13.3*	11.0	12.7*	7.8	10.8*				5.4	8.0*	9.0
4.5	25.6*	25.6*	16.0	17.8*	10.7	13.5*	7.7	10.7	5.4	8.0		4.8	7.2	9.5
3.0	25.0*	25.0*	15.5	19.4*	10.3	14.2*	7.3	10.5	5.2	7.9		4.5	6.8	9.8
1.5	18.0*	18.0*	14.5	19.3*	9.6	14.0	6.9	10.5	5.0	7.7		4.3	6.6	9.8
0	20.7*	20.7*	13.5	19.3*	9.0	14.0	6.6	10.1	4.9	7.5		4.4	6.8	9.6
-1.5	25.7	26.9*	13.1	19.4*	8.7	13.8	6.3	9.8	4.8	6.9*		4.7	6.3*	9.1
-3.0	25.8	26.7*	13.0	18.4*	8.6	13.6*	6.2	9.0*				4.9*	4.9*	8.3
-4.5	21.7*	21.7*	13.2	14.9*	8.6	8.8*						5.8*	5.8*	6.7
-6.0														
10.5			11.9*	11.9*								10.7*	10.7*	4.9
9.0					10.5	11.2*						8.0	9.0*	6.9
7.5			10.9*	10.9*	10.6	11.6*	7.2	10.6*				6.0	8.3*	8.2
6.0			13.3*	13.3*	10.4	12.7*	7.3	10.8*				5.0	8.0*	9.0
4.5	25.6*	25.6*	15.0	17.8*	10.2	13.5*	7.2	11.0*	5.0	8.8		4.4	8.0	9.5
3.0	25.0*	25.0*	14.6	19.4*	9.6	14.2*	6.8	11.3*	4.9	8.7		4.1	7.5	9.8
1.5	18.0*	18.0*	13.3	19.3*	8.9	14.3*	6.5	11.1	4.7	8.5		4.0	7.4	9.8
0	20.7*	20.7*	12.4	19.3*	8.4	14.2*	6.1	11.2	4.5	8.3		4.1	7.1*	9.6
-1.5	22.8	26.9*	12.0	19.4*	8.0	14.3*	5.8	10.9	4.4	6.9*		4.4	6.3*	9.1
-3.0	23.0	26.7*	11.9	18.4*	7.9	13.6*	5.7	9.0*				4.9*	4.9*	8.3
-4.5	21.7*	21.7*	12.1	14.9*	7.9	8.8*						5.8*	5.8*	6.7
-6.0														
10.5			11.9*	11.9*								10.7*	10.7*	4.9
9.0					11.2*	11.2*						9.0*	9.0*	6.9
7.5			10.9*	10.9*	11.6*	11.6*	8.2	10.6*				6.9	8.3*	8.2
6.0			13.3*	13.3*	11.6	12.7*	8.3	10.8*				5.7	8.0*	9.0
4.5	25.6*	25.6*	16.9	17.8*	11.3	13.5*	8.2	11.0*	5.7	8.9		5.1	8.0	9.5
3.0	25.0*	25.0*	16.3	19.4*	11.0	14.2*	7.8	11.3*	5.6	8.7		4.8	7.5	9.8
1.5	18.0*	18.0*	15.6	19.3*	10.3	14.3*	7.4	11.2	5.4	8.5		4.7	7.4	9.8
0	20.7*	20.7*	14.7	19.3*	9.7	14.2*	7.1	11.2	5.2	8.3		4.8	7.1*	9.6
-1.5	26.9*	26.9*	14.2	19.4*	9.4	14.3*	6.8	10.9	5.2	6.9*		5.1	6.3*	9.1
-3.0	26.7*	26.7*	14.1	18.4*	9.3	13.6*	6.7	9.0*				4.9*	4.9*	8.3
-4.5	21.7*	21.7*	14.4	14.9*	8.8*	8.8*						5.8*	5.8*	6.7
-6.0														

Stick 3.95 m

Under-carriage	3.0m		4.5m		6.0m		7.5m		9.0m		10.5m		m	
	m	↙ ↘	↙ ↘	↙ ↘	↙ ↘	↙ ↘	↙ ↘	↙ ↘	↙ ↘	↙ ↘	↙ ↘			
10.5												7.8*	7.8*	6.0
9.0							9.2*	9.2*	7.1	7.5*		6.7	6.9*	7.7
7.5							9.3*	9.3*	7.4	9.1*		5.2	6.5*	8.8
6.0					9.3*	9.3*	10.3	10.5*	7.4	10.0*	5.1	4.4	6.3*	9.6
4.5	24.4*	24.4*	15.1	15.7*	10.1	12.8*	7.3	10.6*	5.1	8.1		3.9	6.4*	10.1
3.0	25.4*	25.4*	14.5	18.6*	9.8	13.7*	6.9	10.4	4.9	7.9		3.7	6.1	10.3
1.5	25.2	26.3*	13.6	19.2*	9.0	13.9	6.4	10.3	4.7	7.7		3.5	6.0	10.4
0	22.4*	22.4*	12.4	19.0*	8.3	13.8	6.0	10.1	4.4	7.4		3.6	6.1	10.1
-1.5	22.4	25.4*	11.8	19.2*	7.9	13.7	5.8	9.7	4.2	7.2		3.8	6.2*	9.7
-3.0	22.3	28.2*	11.5	18.9*	7.7	13.5	5.5	9.5				4.3	5.2*	9.0
-4.5	22.7	24.6*	11.6	16.9*	7.6	11.4*	5.5	6.0*				4.6*	4.6*	7.8
-6.0	14.9*	14.9*										10.6*	10.6*	4.0
10.5												7.8*	7.8*	6.0
9.0							9.2*	9.2*	7.5*	7.5*		6.9*	6.9*	7.7
7.5							9.3*	9.3*	7.9	9.1*		5.7	6.5*	8.8
6.0					9.3*	9.3*	10.5*	10.5*	7.9	10.0*	5.6	4.8	6.3*	9.6
4.5	24.4*	24.4*	15.7*	15.7*	10.7	12.8*	7.8	10.6*	5.5	8.1		4.3	6.4*	10.1
3.0	25.4*	25.4*	15.5	18.6*	10.4	13.7*	7.4	10.4	5.3	8.0		4.0	6.1	10.3
1.5	26.3*	26.3*	14.9	19.2*	9.8	13.9	7.0	10.3	5.1	7.7		3.9	6.0	10.4
0	22.4*	22.4*	13.7	19.0*	9.1	13.8	6.6	10.1	4.8	7.5		3.9	6.1	10.1
-1.5	25.4*	25.4*	13.0	19.2*	8.6	13.8	6.3	9.8	4.7	7.3		4.2	6.2*	9.7
-3.0	25.3	28.2*	12.8	18.9*	8.4	13.5	6.0	9.5				4.7	5.2*	9.0
-4.5	24.6*	24.6*	12.9	16.9*	8.3	11.4*	6.0*	6.0*				4.6*	4.6*	7.8
-6.0	14.9*	14.9*										10.6*	10.6*	4.0
10.5												7.8*	7.8*	6.0
9.0							9.2*	9.2*	7.2	7.5*		6.8	6.9*	7.7
7.5							9.3*	9.3*	7.4	9.1*		5.3	6.5*	8.8
6.0					9.3*	9.3*	10.4	10.5*	7.5	10.0*	5.2	4.5	6.3*	9.6
4.5	24.4*	24.4*	15.2	15.7*	10.1	12.8*	7.3	10.6*	5.1	8.8		4.0	6.4*	10.1
3.0	25.4*	25.4*	14.6	18.6*	9.9	13.7*	6.9	10.9*	5.0	8.7		3.7	6.6*	10.3
1.5	25.5	26.3*	13.8	19.2*	9.1	14.1*	6.5	11.0	4.7	8.6		3.6	6.7	10.4
0	22.4*	22.4*	12.6	19.0*	8.4	14.0*	6.1	10.9	4.5	8.3		3.6	6.8	10.1
-1.5	22.6	25.4*	11.9	19.2*	8.0	14.0*	5.8	10.9	4.3	8.1		3.8	6.2*	9.7
-3.0	22.5	28.2*	11.7	18.9*	7.8	13.9*	5.6	10.2*				4.3	5.2*	9.0
-4.5	22.9	24.6*	11.8	16.9*	7.7	11.4*	5.6	6.0*				4.6*	4.6*	7.8
-6.0	14.9*	14.9*										10.6*	10.6*	4.0
10.5												7.8*	7.8*	6.0
9.0							9.2*	9.2*	7.5*	7.5*		6.9*	6.9*	7.7
7.5							9.3*	9.3*	8.3	9.1*		6.0	6.5*	8.8
6.0					9.3*	9.3*	10.5*	10.5*	8.4	10.0*	5.9	5.1	6.3*	9.6
4.5	24.4*	24.4*	15.7*	15.7*	11.3	12.8*	8.2	10.6*	5.9	8.9		4.6	6.4*	10.1
3.0	25.4*	25.4*	16.3	18.6*	11.0	13.7*	7.9	10.9*	5.7	8.7		4.3	6.6*	10.3
1.5	26.3*	26.3*	16.0	19.2*	10.5	14.1*	7.5	11.0	5.5	8.6		4.2	6.7	10.4
0														

Lift capacities

with two-piece boom 6.70 m, counterweight 9.4 t and track pads 600 mm

Stick 2.60 m

Under-carriage	3.0m		4.5m		6.0m		7.5m		9.0m		10.5m		m	
	Height	Can be slewed through 360°	Height	Can be slewed through 360°	Height	Can be slewed through 360°	Height	Can be slewed through 360°	Height	Can be slewed through 360°	Height	Can be slewed through 360°		
10.5													15.4* 15.4*	3.5
9.0			14.8* 14.8*		10.5 12.0*								10.5 11.8*	6.0
7.5			14.7* 14.7*		11.0 13.0*								7.4 10.7*	7.4
6.0	21.2* 21.2*		16.2 17.0*		10.9 13.4*		7.5 11.2*						6.0 9.6	8.3
4.5	24.6* 24.6*		15.6 18.8*		10.7 14.1*		7.4 11.2						5.3 8.5	8.9
NLC			15.2 19.5*		10.0 14.5*		7.2 11.1		5.1 8.3				5.0 8.0	9.2
1.5			13.9 19.5*		9.4 14.4*		6.9 11.0		5.0 8.1				4.9 7.9	9.2
0	20.0* 20.0*		13.2 19.7*		8.9 14.4*		6.5 10.7						5.0 7.5*	9.0
-1.5	24.8 28.0*		12.9 19.4*		8.7 14.4*		6.3 10.5						5.4 6.4*	8.5
-3.0	24.7* 24.7*		13.0 17.6*		8.6 12.3*		5.7* 5.7*						5.2* 5.2*	7.6
-4.5	18.1* 18.1*		11.1* 11.1*										8.2* 8.2*	5.2
-6.0														

Stick 2.90 m

Under-carriage	3.0m		4.5m		6.0m		7.5m		9.0m		10.5m		m	
	Height	Can be slewed through 360°	Height	Can be slewed through 360°	Height	Can be slewed through 360°	Height	Can be slewed through 360°	Height	Can be slewed through 360°	Height	Can be slewed through 360°		
10.5													12.8* 12.8*	4.2
9.0			13.1* 13.1*		10.8 12.1*								9.5 10.3*	6.4
7.5			12.9* 12.9*		11.1 12.6*		7.5 11.0*						6.9 9.4*	7.8
6.0	15.0* 15.0*		15.6* 15.6*		10.9 13.1*		7.6 11.0*						5.7 9.1	8.6
4.5	25.3* 25.3*		15.7 18.4*		10.7 13.8*		7.5 11.2		5.3 8.4				5.1 8.1	9.2
NLC			15.3 19.6*		10.1 14.4*		7.2 11.0		5.2 8.3				4.7 7.7	9.4
1.5			14.6* 14.6*		9.5 14.3*		6.9 11.0		5.0 8.2				4.6 7.5	9.5
0	20.5* 20.5*		13.2 19.5*		9.0 14.3*		6.6 10.7		4.9 8.0				4.7 7.4*	9.2
-1.5	24.7 28.4*		12.9 19.5*		8.7 14.4*		6.3 10.4						5.1 6.4*	8.7
-3.0	24.9 25.7*		12.9 18.0*		8.6 13.0*		6.3 7.6*						4.8* 4.8*	7.9
-4.5	19.9* 19.9*		13.0* 13.0*										6.8* 6.8*	6.0
-6.0														

Height Can be slewed through 360° In longitudinal position of undercarriage Max. reach * Limited by hydr. capacity

The load values are quoted in tons (t) at stick end (without bucket), and may be swung 360° on firm and even ground. Adjacent values are valid for the undercarriage when in the longitudinal position. Capacities are valid for 600mm wide track pads with adjusting cylinder in optimal position. Indicated loads are based on ISO 10567 standard and do not exceed 75% of tipping or 87% of hydraulic capacity (indicated via *). Without bucket cylinder, link and lever the lift capacities will increase by 495 kg. Lifting capacity of the excavator is limited by machine stability and hydraulic capacity.

According to European Standard, EN 474-5: In the European Union excavators have to be equipped with an overload warning device, a load diagram and automatic safety check valves on hoist cylinders and stick cylinder(s), when they are used for lifting operations which require the use of lifting accessories.

Determine maximum load lift from load lift chart displayed in the operator's cab or from load lift chart detailed in the operator's manual supplied with the machine.

Stick 3.25 m

Under-carriage	3.0m		4.5m		6.0m		7.5m		9.0m		10.5m		m	
	m		m		m		m		m		m			
10.5			11.9*	11.9*								10.7*	10.7*	4.9
9.0					11.0	11.2*						8.5	9.0*	6.9
7.5			10.9*	10.9*	11.1	11.6*	7.6	10.6*				6.4	8.3*	8.2
6.0			13.3*	13.3*	10.9	12.7*	7.7	10.8*				5.4	8.0*	9.0
4.5	25.6*	25.6*	15.7	17.8*	10.6	13.5*	7.6	11.0*	5.4	8.5		4.8	7.7	9.5
3.0	25.0*	25.0*	15.3	19.4*	10.2	14.2*	7.3	11.0	5.2	8.4		4.5	7.2	9.8
1.5	18.0*	18.0*	14.2	19.3*	9.5	14.3*	6.9	10.9	5.0	8.2		4.4	7.1	9.8
0	20.7*	20.7*	13.3	19.3*	8.9	14.2*	6.6	10.8	4.9	8.0		4.4	7.1*	9.6
-1.5	24.4	26.9*	12.8	19.4*	8.6	14.3*	6.3	10.4	4.8	6.9*		4.7	6.3*	9.1
-3.0	24.6	26.7*	12.7	18.4*	8.5	13.6*	6.2	9.0*				4.9*	4.9*	8.3
-4.5	21.7*	21.7*	13.0	14.9*	8.5	8.8*						5.8*	5.8*	6.7
-6.0														
10.5			11.9*	11.9*								10.7*	10.7*	4.9
9.0					11.2*	11.2*						9.0*	9.0*	6.9
7.5			10.9*	10.9*	11.6*	11.6*	8.2	10.6*				6.9	8.3*	8.2
6.0			13.3*	13.3*	11.6	12.7*	8.3	10.8*				5.8	8.0*	9.0
4.5	25.6*	25.6*	16.8	17.8*	11.3	13.5*	8.2	11.0*	5.8	8.5		5.2	7.7	9.5
3.0	25.0*	25.0*	16.2	19.4*	11.0	14.2*	7.9	11.0	5.7	8.4		4.8	7.3	9.8
1.5	18.0*	18.0*	15.5	19.3*	10.3	14.3*	7.5	10.9	5.5	8.2		4.7	7.1	9.8
0	20.7*	20.7*	14.6	19.3*	9.7	14.2*	7.1	10.8	5.3	8.0		4.8	7.1*	9.6
-1.5	26.9*	26.9*	14.1	19.4*	9.4	14.3*	6.8	10.5	5.2	6.9*		5.2	6.3*	9.1
-3.0	26.7*	26.7*	14.1	18.4*	9.3	13.6*	6.7	9.0*				4.9*	4.9*	8.3
-4.5	21.7*	21.7*	14.3	14.9*	8.8*	8.8*						5.8*	5.8*	6.7
-6.0														
10.5			11.9*	11.9*								10.7*	10.7*	4.9
9.0					11.2*	11.2*						8.6	9.0*	6.9
7.5			10.9*	10.9*	11.6*	11.6*	7.7	10.6*				6.5	8.3*	8.2
6.0			13.3*	13.3*	10.9	12.7*	7.8	10.8*				5.4	8.0*	9.0
4.5	25.6*	25.6*	15.8	17.8*	10.7	13.5*	7.7	11.0*	5.4	9.3		4.8	8.0*	9.5
3.0	25.0*	25.0*	15.4	19.4*	10.3	14.2*	7.4	11.3*	5.3	9.2		4.5	8.0	9.8
1.5	18.0*	18.0*	14.3	19.3*	9.6	14.3*	7.0	11.2*	5.1	9.1		4.4	7.8*	9.8
0	20.7*	20.7*	13.4	19.3*	9.0	14.2*	6.7	11.2*	4.9	8.9		4.5	7.1*	9.6
-1.5	24.7	26.9*	13.0	19.4*	8.7	14.3*	6.4	11.1*	4.9	6.9*		4.8	6.3*	9.1
-3.0	24.9	26.7*	12.9	18.4*	8.6	13.6*	6.2	9.0*				4.9*	4.9*	8.3
-4.5	21.7*	21.7*	13.1	14.9*	8.6	8.8*						5.8*	5.8*	6.7
-6.0														
10.5			11.9*	11.9*								10.7*	10.7*	4.9
9.0					11.2*	11.2*						9.0*	9.0*	6.9
7.5			10.9*	10.9*	11.6*	11.6*	8.7	10.6*				7.4	8.3*	8.2
6.0			13.3*	13.3*	12.1	12.7*	8.8	10.8*				6.2	8.0*	9.0
4.5	25.6*	25.6*	17.7	17.8*	11.8	13.5*	8.7	11.0*	6.2	9.3		5.5	8.0*	9.5
3.0	25.0*	25.0*	17.1	19.4*	11.6	14.2*	8.4	11.3*	6.1	9.2		5.2	8.0	9.8
1.5	18.0*	18.0*	16.7	19.3*	11.0	14.3*	8.0	11.2*	5.9	9.1		5.1	7.8*	9.8
0	20.7*	20.7*	15.8	19.3*	10.5	14.2*	7.6	11.2*	5.7	8.9*		5.2	7.1*	9.6
-1.5	26.9*	26.9*	15.3	19.4*	10.1	14.3*	7.3	11.1*	5.6	6.9*		5.5	6.3*	9.1
-3.0	26.7*	26.7*	15.2	18.4*	10.0	13.6*	7.2	9.0*				4.9*	4.9*	8.3
-4.5	21.7*	21.7*	14.9*	14.9*	8.8*	8.8*						5.8*	5.8*	6.7
-6.0														

Stick 3.95 m

Under-carriage	3.0m		4.5m		6.0m		7.5m		9.0m		10.5m		m	
	m		m		m		m		m		m			
10.5												7.8*	7.8*	6.0
9.0					9.2*	9.2*	7.5*	7.5*				6.9*	6.9*	7.7
7.5					9.3*	9.3*	7.9	9.1*				5.6	6.5*	8.8
6.0			9.3*	9.3*	10.5*	10.5*	7.9	10.0*	5.5	8.4*		4.8	6.3*	9.6
4.5	24.4*	24.4*	15.7*	15.7*	10.6	12.8*	7.8	10.6*	5.5	8.6		4.3	6.4*	10.1
3.0	25.4*	25.4*	15.2	18.6*	10.3	13.7*	7.4	10.9	5.3	8.5		4.0	6.6*	10.3
1.5	26.3*	26.3*	14.6	19.2*	9.7	14.1*	6.9	10.7	5.1	8.2		3.9	6.4	10.4
0	22.4*	22.4*	13.4	19.0*	9.0	14.0*	6.6	10.7	4.8	8.0		3.9	6.6	10.1
-1.5	24.2	25.4*	12.8	19.2*	8.5	14.0*	6.3	10.4	4.7	7.8		4.2	6.2*	9.7
-3.0	24.1	28.2*	12.5	18.9*	8.3	13.9*	6.0	10.1				4.7	5.2*	9.0
-4.5	24.5	24.6*	12.6	16.9*	8.3	11.4*	6.0*	6.0*				4.6*	4.6*	7.8
-6.0	14.9*	14.9*										10.6*	10.6*	4.0
10.5												7.8*	7.8*	6.0
9.0					9.2*	9.2*	7.5*	7.5*				6.9*	6.9*	7.7
7.5					9.3*	9.3*	8.4	9.1*				6.1	6.5*	8.8
6.0			9.3*	9.3*	10.5*	10.5*	8.4	10.0*	6.0	8.4*		5.2	6.3*	9.6
4.5	24.4*	24.4*	15.7*	15.7*	11.3	12.8*	8.3	10.6*	5.9	8.6		4.7	6.4*	10.1
3.0	25.4*	25.4*	16.2	18.6*	11.0	13.7*	8.0	10.9	5.8	8.5		4.4	6.6*	10.3
1.5	26.3*	26.3*	15.9	19.2*	10.5	14.1*	7.5	10.7	5.5	8.3		4.3	6.5	10.4
0	22.4*	22.4*	14.8	19.0*	9.8	14.0*	7.1	10.7	5.3	8.0		4.3	6.6	10.1
-1.5	25.4*	25.4*	14.1	19.2*	9.3	14.0*	6.8	10.5	5.1	7.8		4.6	6.2*	9.7
-3.0	27.4	28.2*	13.8	18.9*	9.1	13.9*	6.6	10.2				5.1	5.2*	9.0
-4.5	24.6*	24.6*	13.9	16.9*	9.0	11.4*	6.0*	6.0*				4.6*	4.6*	7.8
-6.0	14.9*	14.9*										10.6*	10.6*	4.0
10.5												7.8*	7.8*	6.0
9.0					9.2*	9.2*	7.5*	7.5*				6.9*	6.9*	7.7
7.5					9.3*	9.3*	8.8	9.1*				6.5*	6.5*	8.8
6.0			9.3*	9.3*	10.5*	10.5*	8.8	10.0*	6.4	8.4*		5.5	6.3*	9.6
4.5	24.4*	24.4*	15.7*	15.7*	11.8	12.8*	8.7	10.6*	6.3	9.0*		5.0	6.4*	10.1
3.0	25.4*	25.4*	17.1	18.6*	11.5	13.7*	8.5	10.9*	6.2	9.1*		4.7	6.6*	10.3
1.5	26.3*	26.3*	16.7	19.2*	11.2	14.1*	8.0	11.1*	5.9	9.0		4.6	7.0*	10.4
0	22.4*	22.4*	15.9	19.0*	10.5	14.0*	7.6	11.0*	5.7	8.9		4.6	6.8*	10.1
-1.5	25.4*	25.4*	15.2	19.2*	10.0	14.0*	7.3	11.1*	5.5	8.4*		4.9	6.2*	9.7
-3.0	28.2*	28.2*	15.0	18.9*	9.8	13.9*	7.1	10.2*				5.2*	5.2*	9.0
-4.5	24.6*	24.6*	15.1	16.9*	9.7	11.4*	6.0*	6.0*				4.6*	4.6*	7.8
-6.0	14.9*	14.9*										10.6*	10.6*	4.0

Height Can be slewed through 360° In longitudinal position of undercarriage Max. reach * Limited by hydr. capacity

The load values are quoted in tons (t) at stick end (without bucket), and may be swung 360° on firm and even ground. Adjacent values are valid for the undercarriage when in the longitudinal position. Capacities are valid for 600mm wide track pads with adjusting cylinder in optimal position. Indicated loads are based on ISO 10567 standard and do not exceed 75% of tipping or 87% of hydraulic capacity (indicated via *). Without bucket cylinder, link and lever the lift capacities will increase by 495 kg. Lifting capacity of the excavator is limited by machine stability and hydraulic capacity.

According to European Standard, EN 474-5: In the European Union excavators have to be equipped with an overload warning device, a load diagram and automatic safety check valves on hoist cylinders and stick cylinder(s), when they are used for lifting operations which require the use of lifting accessories.

Determine maximum load lift from load lift chart displayed in the operator's cab or from load lift chart detailed in the operator's manual supplied with the machine.

Lift capacities

with mono boom SME 6.15 m, counterweight 8.4 t and track pads 600 mm

Stick SME 2.15 m

Under-carriage	3.0m		4.5m		6.0m		7.5m		9.0m		10.5m		m		
	Height	Can be slewed through 360°	Height	Can be slewed through 360°	Height	Can be slewed through 360°	Height	Can be slewed through 360°	Height	Can be slewed through 360°	Height	Can be slewed through 360°			
7.5													9.9	11.3*	6.0
6.0													7.4	10.8*	7.1
4.5			14.0	16.0*	9.2	12.4*	6.6	10.5					6.3	10.0	7.7
3.0			12.7	18.9*	8.7	13.7*	6.4	10.3					5.7	9.2	8.0
1.5			12.1	19.1*	8.2	14.0	6.1	10.0					5.6	9.0	8.1
0			12.0	19.3*	8.0	13.7	6.0	9.9					5.7	9.4	7.8
-1.5	19.0*	19.0*	12.0	17.7*	8.0	13.7							6.4	10.5	7.2
-3.0	17.6*	17.6*	12.3	14.8*	8.3	11.3*							7.9	10.7*	6.2
-4.5															
7.5					10.4	11.4*							10.7	11.3*	6.0
6.0					10.0	12.4*	7.1	10.6					8.0	10.8*	7.1
4.5			15.3	16.0*	10.0	12.4*	6.8	10.1	7.7				6.2	9.3	8.0
3.0			13.9	18.9*	9.4	13.7*	6.9	10.3					6.0	9.1	8.1
1.5			13.3	19.1*	9.0	14.0	6.7	10.1					6.2	9.4	7.8
0			13.2	19.3*	8.8	13.8	6.6	9.9					6.9	10.5	7.2
-1.5	19.0*	19.0*	13.3	17.7*	8.8	13.7*							8.6	10.7*	6.2
-3.0	17.6*	17.6*	13.6	14.8*	9.0	11.3*									
-4.5															
7.5					9.8	11.4*							10.0	11.3*	6.0
6.0					9.4	13.7*	6.7	10.8*					7.5	10.8*	7.1
4.5			14.1	16.0*	9.3	12.4*	6.4	10.6*	7.7				5.8	10.2	8.0
3.0			12.8	18.9*	8.8	13.7*	6.4	11.2*					5.6	10.0	8.1
1.5			12.2	19.1*	8.3	14.5*	6.2	11.2					5.8	10.4	7.8
0			12.1	19.3*	8.1	14.6*	6.1	11.0					6.4	11.0*	7.2
-1.5	19.0*	19.0*	12.2	17.7*	8.1	13.7*							8.0	10.7*	6.2
-3.0	17.6*	17.6*	12.5	14.8*	8.4	11.3*									
-4.5															
7.5					11.1	11.4*							11.3*	11.3*	6.0
6.0			16.0*	16.0*	10.7	12.4*	7.6	10.8*					8.5	10.8*	7.1
4.5			15.1	18.9*	10.1	13.7*	7.4	11.2*					7.3	10.6*	7.7
3.0			14.4	19.1*	9.7	14.5*	7.1	11.2					6.6	10.3	8.0
1.5			14.4	19.1*	9.4	14.6*	7.0	11.1					6.5	10.1	8.1
0			14.3	19.3*	9.4	13.7*							6.7	10.5	7.8
-1.5	19.0*	19.0*	14.4	17.7*	9.4	13.7*							7.4	11.0*	7.2
-3.0	17.6*	17.6*	14.7	14.8*	9.7	11.3*							9.2	10.7*	6.2
-4.5															

Stick SME 2.60 m

Under-carriage	3.0m		4.5m		6.0m		7.5m		9.0m		10.5m		m		
	Height	Can be slewed through 360°	Height	Can be slewed through 360°	Height	Can be slewed through 360°	Height	Can be slewed through 360°	Height	Can be slewed through 360°	Height	Can be slewed through 360°			
7.5					10.0	10.3*							8.6	10.3*	6.5
6.0					9.8	10.7*	6.8	10.0*					6.7	10.0*	7.5
4.5			14.3	14.9*	9.3	11.8*	6.6	10.3*					5.8	9.2	8.2
3.0			13.0	18.0*	8.7	13.2*	6.4	10.3					5.3	8.5	8.5
1.5			12.2	19.7*	8.3	14.0	6.1	10.0					5.1	8.4	8.5
0			11.9	19.7*	8.0	13.7	5.9	9.8					5.3	8.6	8.2
-1.5	18.0*	18.0*	11.9	18.4*	7.9	13.6	5.9	9.8					5.8	9.5	7.7
-3.0	20.2*	20.2*	12.1	15.9*	8.1	12.2*							6.9	10.3*	6.8
-4.5			11.1*	11.1*									9.3*	9.3*	5.2
7.5					10.3*	10.3*							9.3	10.3*	6.5
6.0					10.6	10.7*	7.3	10.0*					7.3	10.0*	7.5
4.5			14.9*	14.9*	10.1	11.8*	7.2	10.3*					6.3	9.3	8.2
3.0			14.2	18.0*	9.5	13.2*	6.9	10.3					5.8	8.6	8.5
1.5			13.4	19.7*	9.0	14.0	6.6	10.0					5.6	8.4	8.5
0			13.1	19.7*	8.7	13.7	6.5	9.9					5.7	8.6	8.2
-1.5	18.0*	18.0*	13.1	18.4*	8.7	13.7	6.5	9.8					6.3	9.5	7.7
-3.0	20.2*	20.2*	13.4	15.9*	8.8	12.2*							7.6	10.3*	6.8
-4.5			11.1*	11.1*									9.3*	9.3*	5.2
7.5					10.1	10.3*							8.7	10.3*	6.5
6.0					9.9	10.7*	6.9	10.0*					6.8	10.0*	7.5
4.5			14.4	14.9*	9.4	11.8*	6.7	10.3*					5.8	9.9*	8.2
3.0			13.1	18.0*	8.8	13.2*	6.4	10.9*					5.4	9.5	8.5
1.5			12.3	19.7*	8.4	14.2*	6.2	11.1					5.2	9.3	8.5
0			12.0	19.7*	8.1	14.6*	6.0	11.0					5.3	9.6	8.2
-1.5	18.0*	18.0*	12.1	18.4*	8.0	14.0*	6.0	10.8*					5.8	10.4*	7.7
-3.0	20.2*	20.2*	12.3	15.9*	8.2	12.2*							7.0	10.3*	6.8
-4.5			11.1*	11.1*									9.3*	9.3*	5.2
7.5					10.3*	10.3*							9.9	10.3*	6.5
6.0					10.7*	10.7*	7.8	10.0*					7.7	10.0*	7.5
4.5			14.9*	14.9*	10.8	11.8*	7.6	10.3*					6.7	9.9*	8.2
3.0			15.4	18.0*	10.2	13.2*	7.4	10.9*					6.2	9.5	8.5
1.5			14.5	19.7*	9.7	14.2*	7.1	11.2					6.0	9.3	8.5
0			14.2	19.7*	9.4	14.6*	6.9	11.0					6.1	9.6	8.2
-1.5	18.0*	18.0*	14.2	18.4*	9.3	14.0*	6.9	10.8*					6.7	10.4*	7.7
-3.0	20.2*	20.2*	14.5	15.9*	9.5	12.2*							8.1	10.3*	6.8
-4.5			11.1*	11.1*									9.3*	9.3*	5.2

Height Can be slewed through 360° In longitudinal position of undercarriage Max. reach * Limited by hydr. capacity

The load values are quoted in tons (t) at stick end (without bucket), and may be swung 360° on firm and even ground. Adjacent values are valid for the undercarriage when in the longitudinal position. Capacities are valid for 600mm wide track pads. Indicated loads are based on ISO 10567 standard and do not exceed 75% of tipping or 87% of hydraulic capacity (indicated via *). Without bucket cylinder, link and lever the lift capacities will increase by 590 kg. Lifting capacity of the excavator is limited by machine stability and hydraulic capacity.

According to European Standard, EN 474-5: In the European Union excavators have to be equipped with an overload warning device, a load diagram and automatic safety check valves on hoist cylinders and stick cylinder(s), when they are used for lifting operations which require the use of lifting accessories.

Determine maximum load lift from load lift chart displayed in the operator's cab or from load lift chart detailed in the operator's manual supplied with the machine.

Lift capacities

with mono boom SME 6.15 m, counterweight 9.4 t and track pads 600 mm

Stick SME 2.15 m

Under-carriage	3.0m		4.5m		6.0m		7.5m		9.0m		10.5m		m			
	Height	Can be slewed through 360°	Height	Can be slewed through 360°	Height	Can be slewed through 360°	Height	Can be slewed through 360°	Height	Can be slewed through 360°	Height	Can be slewed through 360°				
NLC	7.5												10.6	11.3*	6.0	
	6.0												8.0	10.8*	7.1	
	4.5			15.0	16.0*	9.9	12.4*	7.1	10.8*				6.8	10.6*	7.7	
	3.0			13.7	18.9*	9.3	13.7*	6.9	11.0				6.2	9.9	8.0	
	1.5			13.1	19.1*	8.9	14.5*	6.7	10.7				6.0	9.6	8.1	
	0			13.0	19.3*	8.7	14.6*	6.5	10.6				6.2	10.0	7.8	
	-1.5	19.0*	19.0*	13.1	17.7*	8.7	13.7*						6.9	11.0*	7.2	
	-3.0	17.6*	17.6*	13.4	14.8*	9.0	11.3*						8.6	10.7*	6.2	
	-4.5															
	LC	7.5				11.2	11.4*							11.3*	11.3*	6.0
6.0													8.6	10.8*	7.1	
4.5				16.0*	16.0*	10.7	12.4*	7.7	10.8*				7.3	10.6*	7.7	
3.0				15.0	18.9*	10.1	13.7*	7.4	11.0				6.7	9.9	8.0	
1.5				14.4	19.1*	9.7	14.5*	7.2	10.7				6.5	9.7	8.1	
0				14.2	19.3*	9.5	14.6*	7.1	10.6				6.7	10.0	7.8	
-1.5		19.0*	19.0*	14.3	17.7*	9.5	13.7*						7.5	11.0*	7.2	
-3.0		17.6*	17.6*	14.6	14.8*	9.7	11.3*						9.3	10.7*	6.2	
-4.5																
N-XLC		7.5				10.5	11.4*							10.7	11.3*	6.0
	6.0												8.0	10.8*	7.1	
	4.5			15.1	16.0*	10.0	12.4*	7.2	10.8*				6.9	10.6*	7.7	
	3.0			13.8	18.9*	9.4	13.7*	6.9	11.2*				6.3	10.7*	8.0	
	1.5			13.2	19.1*	9.0	14.5*	6.7	11.6*				6.1	10.7	8.1	
	0			13.1	19.3*	8.8	14.6*	6.6	11.5*				6.3	10.9*	7.8	
	-1.5	19.0*	19.0*	13.2	17.7*	8.8	13.7*						7.0	11.0*	7.2	
	-3.0	17.6*	17.6*	13.5	14.8*	9.1	11.3*						8.6	10.7*	6.2	
	-4.5															
	WLC	7.5				11.4*	11.4*							11.3*	11.3*	6.0
6.0													9.1	10.8*	7.1	
4.5				16.0*	16.0*	11.4	12.4*	8.2	10.8*				7.8	10.6*	7.7	
3.0				16.2	18.9*	10.8	13.7*	7.9	11.2*				7.2	10.7*	8.0	
1.5				15.5	19.1*	10.4	14.5*	7.7	11.6*				7.0	10.7	8.1	
0				15.4	19.3*	10.2	14.6*	7.6	11.5*				7.2	10.9*	7.8	
-1.5		19.0*	19.0*	15.5	17.7*	10.2	13.7*						8.0	11.0*	7.2	
-3.0		17.6*	17.6*	14.8*	14.8*	10.4	11.3*						9.9	10.7*	6.2	
-4.5																

Stick SME 2.60 m

Under-carriage	3.0m		4.5m		6.0m		7.5m		9.0m		10.5m		m		
	Height	Can be slewed through 360°	Height	Can be slewed through 360°	Height	Can be slewed through 360°	Height	Can be slewed through 360°	Height	Can be slewed through 360°	Height	Can be slewed through 360°			
NLC	7.5				10.3*	10.3*							9.3	10.3*	6.5
	6.0												10.5	10.7*	7.5
	4.5			14.9*	14.9*	10.0	11.8*	7.3	10.0*				6.2	9.8	8.2
	3.0			14.0	18.0*	9.4	13.2*	6.9	10.9*				5.8	9.1	8.5
	1.5			13.2	19.7*	8.9	14.2*	6.6	10.7				5.6	8.9	8.5
	0			12.9	19.7*	8.7	14.6*	6.5	10.5				5.7	9.2	8.2
	-1.5	18.0*	18.0*	12.9	18.4*	8.6	14.0*	6.5	10.5				6.3	10.2	7.7
	-3.0	20.2*	20.2*	13.1	15.9*	8.8	12.2*						7.5	10.3*	6.8
	-4.5			11.1*	11.1*								9.3*	9.3*	5.2
	LC	7.5				10.3*	10.3*							10.0	10.3*
6.0							7.9	10.0*					7.8	10.0*	7.5
4.5				14.9*	14.9*	10.8	11.8*	7.7	10.3*				6.7	9.9	8.2
3.0				15.3	18.0*	10.2	13.2*	7.4	10.9*				6.2	9.1	8.5
1.5				14.5	19.7*	9.7	14.2*	7.2	10.7				6.0	9.0	8.5
0				14.2	19.7*	9.4	14.6*	7.0	10.5				6.2	9.2	8.2
-1.5		18.0*	18.0*	14.2	18.4*	9.4	14.0*	7.0	10.5				6.8	10.2	7.7
-3.0		20.2*	20.2*	14.4	15.9*	9.5	12.2*						8.2	10.3*	6.8
-4.5				11.1*	11.1*								9.3*	9.3*	5.2
N-XLC		7.5				10.3*	10.3*							9.3	10.3*
	6.0						7.4	10.0*					7.3	10.0*	7.5
	4.5			14.9*	14.9*	10.1	11.8*	7.2	10.3*				6.3	9.9*	8.2
	3.0			14.1	18.0*	9.5	13.2*	6.9	10.9*				5.8	10.0*	8.5
	1.5			13.3	19.7*	9.0	14.2*	6.7	11.4*				5.7	9.9	8.5
	0			13.0	19.7*	8.8	14.6*	6.5	11.5*				5.8	10.2	8.2
	-1.5	18.0*	18.0*	13.1	18.4*	8.7	14.0*	6.5	10.8*				6.3	10.4*	7.7
	-3.0	20.2*	20.2*	13.3	15.9*	8.9	12.2*						7.6	10.3*	6.8
	-4.5			11.1*	11.1*								9.3*	9.3*	5.2
	WLC	7.5				10.3*	10.3*							10.3*	10.3*
6.0							8.4	10.0*					8.3	10.0*	7.5
4.5				14.9*	14.9*	11.5	11.8*	8.2	10.3*				7.2	9.9*	8.2
3.0				16.5	18.0*	10.9	13.2*	7.9	10.9*				6.6	10.0*	8.5
1.5				15.6	19.7*	10.4	14.2*	7.7	11.4*				6.5	9.9	8.5
0				15.3	19.7*	10.1	14.6*	7.5	11.5*				6.6	10.3	8.2
-1.5		18.0*	18.0*	15.3	18.4*	10.1	14.0*	7.5	10.8*				7.3	10.4*	7.7
-3.0		20.2*	20.2*	15.6	15.9*	10.2	12.2*						8.8	10.3*	6.8
-4.5				11.1*	11.1*								9.3*	9.3*	5.2

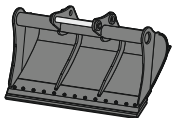
Height Can be slewed through 360° In longitudinal position of undercarriage Max. reach * Limited by hydr. capacity

The load values are quoted in tons (t) at stick end (without bucket), and may be swung 360° on firm and even ground. Adjacent values are valid for the undercarriage when in the longitudinal position. Capacities are valid for 600mm wide track pads. Indicated loads are based on ISO 10567 standard and do not exceed 75% of tipping or 87% of hydraulic capacity (indicated via *). Without bucket cylinder, link and lever the lift capacities will increase by 590 kg. Lifting capacity of the excavator is limited by machine stability and hydraulic capacity.

According to European Standard, EN 474-5: In the European Union excavators have to be equipped with an overload warning device, a load diagram and automatic safety check valves on hoist cylinders and stick cylinder(s), when they are used for lifting operations which require the use of lifting accessories.

Determine maximum load lift from load lift chart displayed in the operator's cab or from load lift chart detailed in the operator's manual supplied with the machine.

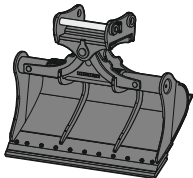
Attachments



Rigid ditch cleaning bucket

GRL 06, for mounting to quick coupler SWA 66


Cutting width	mm	2,000	2,200	2,400	2,800	2,800
Capacity	m ³	1.45	1.65	1.50	2.60	2.90
Weight	kg	994	1,048	930	1,522	1,561



Tiltable ditch cleaning bucket

GRL 100, 2 x 50° tiltable, for mounting to quick coupler SWA 66

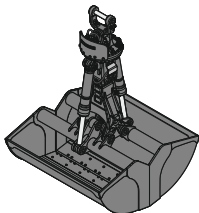
Cutting width	mm	2,000	2,000	2,000	2,200	2,400	2,400
Capacity	m ³	0.70	1.20	1.45	1.65	0.85	1.45
Weight	kg	1,375	1,520	1,595	1,660	1,475	1,610



Tilt bucket

SL 100, 2 x 50° tiltable, for mounting to quick coupler SWA 66

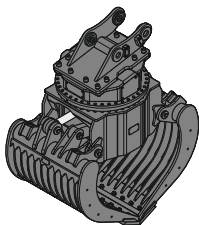
Cutting width	mm	1,600	1,600	1,700	1,800	1,800	1,800	1,800
Capacity	m ³	1.45	1.75	1.85	1.60	2.00	1.60	2.00
Weight	kg	1,520	1,635	1,695	1,620	1,690	1,749	1,757
HD version							X	X



Clamshell grab

GMZ 80, clamshell buckets, for mounting to quick coupler SWA 66

Cutting width	mm	1,200	1,400	1,650	2,000
Capacity	m ³	1.40	1.70	2.00	2.50
Weight	kg	1,452	1,558	1,693	1,877



Sorting grab

ribbed

perforated

SG 40, for mounting to quick coupler SWA 66

Cutting width	mm	1,100	1,300	1,100	1,300
Capacity	m ³	1.10	1.40	1.30	1.60
Weight	kg	2,320	2,895	2,230	2,800

Serial equipment



Undercarriage

Lashing eyes
Sprocket with dirt ejector
Track and carrier rollers, sealed and lifetime-lubricated



Uppercarriage

Access platforms without protruding parts
Anti-skid surfaces
Automatic swing brake lock
Centralised lubrication system (automatic)
DEF tank filling indicator
DEF tank lockable access hatch
Engine hood with gas spring opening
Filters accessible from ground level
Handrails
Hydraulic oil level, visible from ground level
Lockable service doors
Lockable storage and accessories compartment
Lockable storage box
Main switch, accessible from ground level
Main switch, electric, with timer
Main switch, manual, lockable
Positioning swing brake manual
Protection grid on radiator fan
Safe uppercarriage side access platform
Sound insulation
Swing-out radiators
Windshield washer fluid tank, accessible from ground level



Hydraulic system

Dedicated swing circuit
Filter with integrated fine filters
Hydraulic pressure measuring ports
Liebherr Positive Control system with 2 independent circuits
Magnetic rod
Pressure accumulator for controlled lowering of equipment with engine turned off



Engine

Air filter with automatic dust ejector
Automatic engine idling / speed increase, controlled via joystick sensors
Common-Rail injection system
Engine oil dipstick
Exhaust gas after-treatment system – DOC + SCR Filter
Fixed geometry turbocharger
Fuel fine filter
Fuel pre-filter and water separator
Fuel priming pump
Intercooler
Power Pack EU Stage V



Cab

9" multifunction colour touchscreen
Air conditioning, automatic, tri-zone, controlled via display
Armrests adjustable in length, height and inclination
Bottle holder
Cab air filters housing, accessible from ground level
Cab door sliding windows
Cigarette lighter
Coat hook
DEF consumption on touchscreen
DEF level on touchscreen
Electric socket in cabin (12V)
Electric socket in cabin (24V)
Emergency hammer
Engine coolant level, visible from the cab
Engine oil level on touchscreen
Fuel consumption on touchscreen
Fuel level on touchscreen
Hydraulic oil level on touchscreen
Interior lighting
Laminated right hand side window
LiDAT Plus (Liebherr data transfer system)
Mechanical hour meter, visible from ground level
Mobile phone storage net
Movement priority between swing and boom, adjustable via touchscreen
Movement priority for stick-in, adjustable via touchscreen
Operating modes
Power modes
Rain hood over front window opening
Rearview mirror
Rear view monitoring camera
Rear window emergency exit
Right hand side view monitoring camera
Roll-down sun blinds for windscreen and roof window
ROPS safety cab structure (ISO 12117-2)
Rubber floor mat, fixed on floor and removable
Shortcut buttons on joystick configurable
Stepless adjustable engine speed
Storage box
Storage nets
Storage spaces
Swing braking torque adjustable via touchscreen
Swing drive gearbox oil level, visible from the cab
Tilttable console left
Tinted windows
Visco-elastic damping
Windscreen wiper and washer



Equipment

Anti-drift system boom cylinders
Anti-drift system stick cylinder
Boom cylinders regeneration
Pivot points made of cast steel
SAE split flanges on high pressure lines
Stick cylinder regeneration

Equipment standard / option

Undercarriage

Chain guide 1 piece	●
Chain guide 2 pieces	+
Chain guide 3 pieces	+
Chain guide 4 pieces	+
Chain guide full length	+
Cover and base plate for undercarriage centre section	●
Reinforced cover and base plate for undercarriage centre section	+
Special painting	+
Steps	●
Steps wide	+
Track chains cleaner	+
Track pads triple grouser 600 mm	●
Track pads triple grouser 700 / 800 / 900 mm	+
Track pads triple grouser reinforced 600 / 700 / 800 mm	+
Tracks, sealed and greased	●
Tracks, sealed and greased, reinforced	+
Undercarriage LC	+
Undercarriage NLC	+
Undercarriage N-XLC	+
Undercarriage WLC	+
Undercarriage storage compartment	+

Upper-carriage

Batteries high capacity	+
Batteries standard capacity	●
Boxing ring	+
Catwalk tiltable front left	+
Counterweight heavy 9.4 t	+
Counterweight standard 8.4 t	●
Electric socket on uppercarriage (24 V)	+
Extended tool set including tool box	+
External starting aid (24 V)	+
Front right rearview mirror	+1)
Fuel anti-theft protection	+
Headlight on uppercarriage, front left, LED+, 1 piece, protection included	+1)
Headlight on uppercarriage, front right, LED, 1 piece, protection included	●1)
Headlight on uppercarriage, front right, LED+, 1 piece, protection included	+1)
Headlight on uppercarriage, lateral left, LED+, 1 piece	+1)
Headlight on uppercarriage, lateral right, LED+, 1 piece	+1)
Headlights on uppercarriage, rear, LED+, 2 pieces	+1)
Lighting for tank area	+1)
Lighting for uppercarriage access	+1)
Lockable fuel tank cap	●
Lockable fuel tank cap with padlock	+
Reflective warning stickers	+
Rotating beacons on uppercarriage, rear, LED, 2 pieces	+
Skyview 360°	+
Special painting	+
Tank refilling pump fuel	+
Tool set including storage case	●
Uppercarriage bottom and side protection	+
Uppercarriage bottom closure sheets	●

Hydraulic system

Bypass filter for hydraulic oil	+
Filter for hydraulic hammer return flow	+
High pressure circuit bypass	+
High pressure circuit flow summation	+
High pressure circuit switchable on pedals or mini-joystick	+
High pressure circuit with Tool Control (20 attachment adjustments on display)	+
Leak oil line for attachment	+
Liebherr hydraulic oil	●
Liebherr hydraulic oil, adapted for extreme climate conditions	+
Liebherr hydraulic oil, biodegradable	+
Medium pressure circuit	+

Engine

Air pre-filter with cyclonical dust trap	+
Automatic engine shutdown after idling	+
Engine shut-down with overrun	+
Lighting for engine compartment	+1)
Pre-heating system for fuel	+
Radiator fine mesh protection grid	+
Reversible fan drive	+



Cab

2" seat belt with retractor	●
3" seat belt with retractor, orange colour	+
4-points seat belt	+
Acoustic travel alarm deactivatable	+
Auxiliary heater programmable	+
Bottom windscreen wiper	+
Coming / Leaving Home	+ ¹⁾
Cool box (12V)	+
Dark tinted windows	+
Electrically adjustable and heated outside rear-view mirrors	+ ¹⁾
Electronic immobiliser	+ ¹⁾
Emergency stop in cab	+
FGPS front guard	+
FGPS front guard tiltable	+
Fire extinguisher	+
First-aid box	+
Footrest	+
FOPS top guard	+
FOPS top guard flat	+
Handrests elevated for joysticks	+
Headlights on cab, front, LED, 2 pieces	● ¹⁾
Headlights on cab, front, LED+, 2 pieces	+ ¹⁾
Headlights on cab roof, front, LED+, 2 pieces	+ ¹⁾
Impact resistant one-piece windscreen	+
Impact resistant roof window	+
Independent travel	+ ¹⁾
Integral protection guard	+
Laminated roof window	●
Lightbar on cabin	+
Lighting for cabin access	+ ¹⁾
Luminosity control (LED+ headlights)	+
Mini-joysticks proportional	+
Movement restriction for boom	+
Movement restriction for stick	+
Operator seat Comfort	●
Operator seat Premium	+
Overload warning system	+
Personalised operator profile	+
Preparation for tiltrotator	+
Radio Comfort	+
Radio pre-installation	●
Remote cab lock	+ ¹⁾
Retractable laminated two-piece windscreen	●
Roof sun shield	+
Roof window wiper	+
Rotating beacon on cabin, LED, 1 piece	+
Seat belt reminder	+
Smart Key	+ ¹⁾
Special painting	+
Straight travel via mini-joystick	+ ¹⁾
Sun visor	+
Switch between high pressure and bucket cylinder controls	+
Travel speed management	+ ¹⁾
Windscreen bottom protection grid	+



Equipment

Boom bottom protection	+
Boom cylinders rod protection	+
Bucket cylinder rod protection	+
Centralised lubrication extended for connecting link	+
Floating boom	+
Grapple hydraulic lines (bucket cylinder inactive)	+
Headlight guard on boom, right	+
Headlight guards on boom, right and left	+
Headlight on boom, left, LED+, 1 piece	+ ¹⁾
Headlight on boom, right, LED, 1 piece	● ¹⁾
Headlight on boom, right, LED+, 1 piece	+ ¹⁾
Headlight on stick, bottom, LED+, 1 piece	+ ¹⁾
Hose protection for Solidlink	+
Liebherr bucket range	+
Liebherr tooth system	+
Load holding valve for bucket cylinder	+
Lubrication hoses protection on stick	+
Mono boom 6.45m	+
Mono boom SME 6.15m	+
Mono boom straight 7.00m	+
Pipe fracture safety valve for stick cylinder	●
Pipe fracture safety valves for boom cylinders	●
Quick coupler SWA 66 hydraulic	+
Quick coupler SWA 66 mechanical	+
Solidlink electric signal plug	+
Solidlink for quick coupler SWA 66 hydraulic	+
Special painting	+
Stick 2.60m	+
Stick 2.90m	+
Stick 3.25m	+
Stick 3.95m	+
Stick bottom protection	+
Stick SME 2.15m	+
Stick SME 2.60m	+
Tool Management	+
Two-piece boom 6.70m	+



Assistance system

Machine guidance system Leica 2D passive - "3D ready"	+
Machine guidance system Leica 2D semi-automatic - "3D ready"	+
Machine guidance system Leica 3D passive	+
Machine guidance system Leica 3D semi-automatic	+
Preparation for machine guidance system	+
Preparation for weighing system	+

● = Standard, + = Option

¹⁾ Equipment not individually available, but only as predefined packages

Non-exhaustive list, please contact us for further information.

Options and /or special equipment, supplied by vendors other than Liebherr, are only to be installed with the knowledge and approval of Liebherr in order to retain warranty.

The Liebherr Group



Global and independent: more than 70 years of success

Liebherr was founded in 1949 when, with the development of the world's first mobile tower crane, Hans Liebherr laid the foundations for a family business now employing nearly 51,000 people and comprising over 140 companies across every continent.

The parent company is Liebherr-International AG in Bulle, Switzerland, whose associates are exclusively members of the Liebherr family.

Leaders and pioneers

Liebherr is a pioneer and its forward-looking approach has seen it make important contributions to technology history over a wide variety of industries. Employees throughout the world continue to share the courage of the founder, sharing a passion to produce innovative products and a determination to provide world-leading equipment and machinery.

Diversified portfolio

The company is one of the world's biggest construction equipment manufacturers and provides high-quality, user-oriented products and services to sectors including: earthmoving, material handling, deep foundations, mining, mobile and crawler cranes, tower cranes, concrete production and distribution, maritime cranes, aerospace and transportation, gear technology and automation, refrigeration and freezing, components and hotels.

Customised care

Liebherr solutions are characterised by precision, implementation and longevity. The company is committed to technological excellence and to providing customers with solutions that match their needs exactly. That customer focus does not end with delivery of a product but continues through a comprehensive range of back-up and support services.

www.liebherr.com

Liebherr-France SAS

2 avenue Joseph Rey, B.P. 90287 • 68005 Colmar Cedex, France • Phone +33 389 213030
info.lfr@liebherr.com • www.liebherr.com • www.facebook.com/LiebherrConstruction