

Professional use 2025

Food Service, Bakery, Beverages,
Wine, Frozen Food

LIEBHERR

Refrigeration and freezing





The highest level of precision and reliability

The new generation of appliances
from the specialist for professional
cooling solutions for commercial use.

Whether you're in catering, the hotel industry, or food retail; cooling beverages, ensuring the correct temperature of wine, freezing ice cream, or preserving sensitive ingredients – Liebherr has the perfect cooling solution for you. From bakeries and industrial kitchens to sales areas and behind the counter, our range meets all your professional needs.

As a specialist in commercial cooling and freezing, we offer you an extensive portfolio of innovative, sustainable, and energy-efficient professional appliances. Their extremely reliable and precise refrigeration performance promotes your professional excellence and ensures the storage safety and freshness of your food.

As well as unique quality, the timeless design and high level of operating convenience reflect our many years of experience in manufacturing professional fridges and freezers. See for yourself.

Contents

The Liebherr Group	6
Brand and quality	8
Sustainability	10
Systems expertise	12
Durability and economic efficiency	14
Cooling performance and temperature stability	15
Security and alarms	16
Hygiene and ease of cleaning	17
Overview of SmartMonitoring	18
Handling and equipment	20
Series	21

Hotels, gastronomy and butchers	22
Series	24
Refrigerators and freezers GN 2/1 with dynamic cooling, with stainless steel interior and exterior	26
Counter fridges and freezers with dynamic cooling, interior and exterior made of stainless-steel	36
Refrigerators and freezers with plastic inner liner and dynamic cooling	46
and static cooling	54
Fridge-freezer combinations	56
Under-worktop freezers	58
Accessories	62

Bakery and confectioner's	66
Series	68
Refrigerator and freezer appliances for bakery trays with dynamic cooling and stainless-steel inner liner	70
with plastic inner liner	78
Accessories	82

If the masculine form is used in the wording, it is solely for the sake of readability and without any intention to discriminate. It is meant here as a gender-neutral term and refers to all gender identities.



Beverages	84
Series	90
Display fridges with dynamic cooling	92
Fridges with dynamic cooling	98
Event fridges with dynamic cooling	112
Counter top fridges for sales promotion	116
Under-worktop fridges	118
Chest coolers with static cooling	124
Accessories	128



Wine	132
Wine serving fridges	134
Accessories	140



Ice cream and the frozen food industry	142
Chest freezers	146
Freezers for sales promotion	162
Accessories	166



Liebherr-Hausgeraete GmbH

For seven decades, Liebherr-Hausgeräte GmbH has been specialising in the manufacture of innovative refrigerators and freezers. The company employs more than 6,800 staff worldwide and develops and produces a wide range of refrigerators and freezers for domestic and professional use. Thanks to their freshness technologies and high-quality materials, the consumer appliances of the premium manufacturer impress with their energy efficiency, elegant design and long service life. In professional use, refrigerators and freezers from Liebherr stand for maximum safety with intelligent features and exceptional quality. With an annual production of around 2 million appliances, Liebherr-Hausgeräte is one of the leading European manufacturers in the premium class, combining quality, design, and innovation.

Global and independent: The Liebherr Group, more than 75 years of success

Liebherr was founded in 1949 when, with the development of the world's first mobile tower crane, Hans Liebherr laid the foundations for a family-run company which now has more than 50,000 employees and comprises over 150 companies across every continent. The holding company of the Group is Liebherr-International AG in Bulle, Switzerland, whose shareholders are exclusively members of the Liebherr family.

Technology leadership and pioneering spirit

Liebherr is a pioneer and its forward-looking approach has seen it make important contributions to technology history over a wide variety of industries. Employees throughout the world continue to share the courage of the company founder, sharing a passion to produce innovative products and a determination to provide world-leading equipment and machinery.



Diversified product programme

Liebherr is one of the world's biggest construction machine manufacturers and provides high-quality, user-oriented products and services. Its product programme includes earthmoving machinery, material handling technology, deep foundation machines, mining, mobile and crawler cranes, tower cranes, concrete technology, maritime cranes, aerospace and transportation systems, gear technology and automation systems, refrigerators and freezers, components and hotels.

Customised solutions and maximum customer value

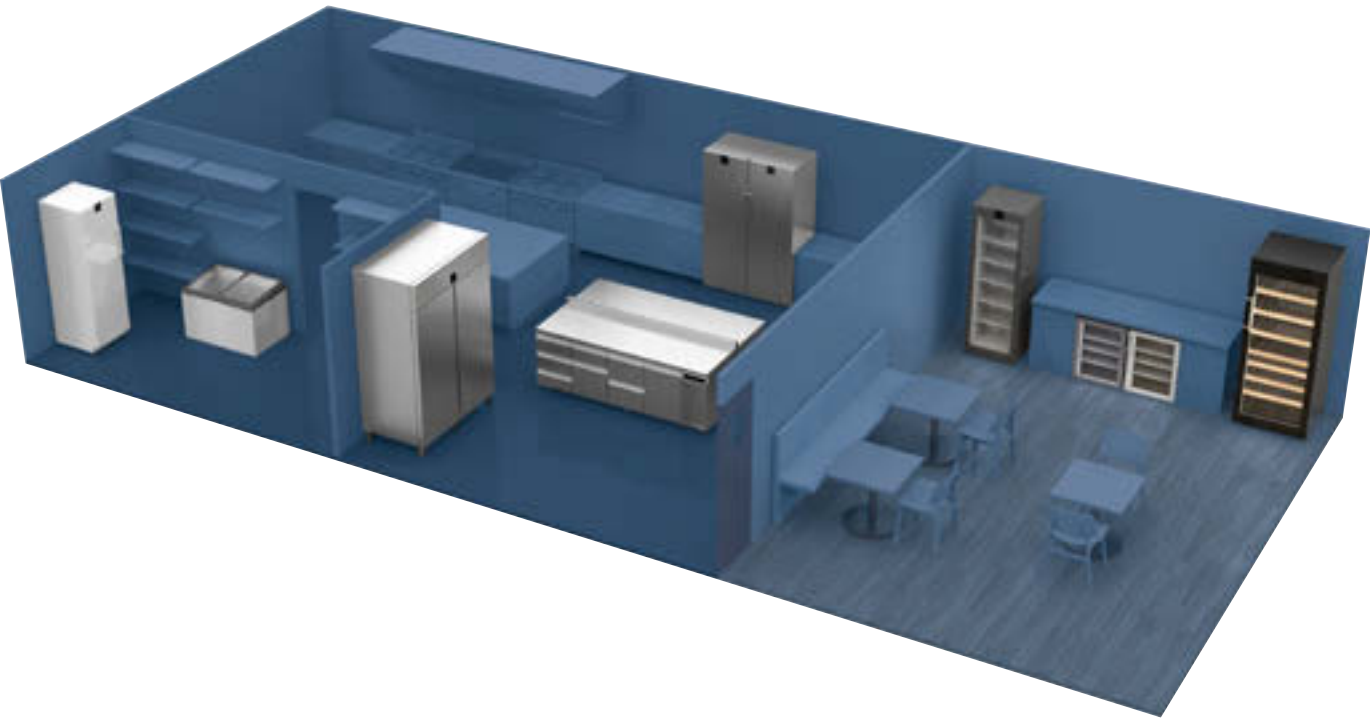
Liebherr solutions are characterised by precision, implementation and longevity. The company is committed to technological excellence and to providing customers with solutions that match their needs exactly. For Liebherr, customer focus does not end with delivery of a product but continues through a comprehensive range of back-up and support services.

Quality is in our DNA.

Our work is driven by the high demands of our customers worldwide. For 70 years, we have been offering high-quality appliances for private and commercial use, meeting these high demands, proving their durability, and delivering value for the investment.

Specialists in refrigeration and freezing

With outstanding quality, pioneering technologies as well as aesthetic yet user-friendly design, Liebherr sets new standards again and again. How do we do it? By specialising in what we do: developing and manufacturing outstanding refrigerators and freezers, particularly when it comes to professional use. Our appliances are designed explicitly for the special requirements of this field – with a clear mission: to make your demanding day-to-day work easier with maximum precision and safety.



Top performer for your trade

Those who want perfection, choose perfection. Specially developed for the food and beverage sector, our professional refrigerators and freezers fulfil the highest expectations with an extra portion of robustness, cost efficiency and ease of cleaning. Even at ambient temperatures of up to +43 °C and many door opening cycles, food and beverages are reliably and safely stored, while also being optimally and attractively presented.



Tested down to the finest detail. And more.

From conception and development to production and marketing, at Liebherr, we Liebherr we do everything we can to offer top-quality, innovative products. As early as the development stage we test all the mechanical, electronic and refrigeration components for reliable operation. Before we approve a door hinge, for example, it must undergo at least 100,000 opening cycles. You can depend on it. Your Liebherr appliance will be the professional partner at your side – 24 hours a day, 365 days a year.

The Liebherr factor:

Professional refrigerators and freezers

- Specially developed for the food and beverage sector
- Secure, food-safe storage
- Perfect presentation of goods
- Top quality thanks to elaborate test procedures

Complete responsibility


Responsible use of our resources is our objective and continuous improvement throughout the product lifecycle is our long-term aim. This is why we continually develop more environmentally friendly methods for manufacturing more sustainable products – with the familiar Liebherr quality. As well as high energy efficiency, we put a special focus on durability and ensuring that spare parts are available for a long time.

Conscientiously developed

We take every aspect of sustainability into account when designing our products. Our product responsibility begins during the development of the appliances and continues with the careful organisation of our production and supply chains. This means that the correct choice of materials with regard to recycling as well as minimising the use of energy during production are important factors. During the use phase our almost maintenance-free appliances are characterised by very low energy consumption and low operating costs.

Naturally refrigerated

We were the first to convert our complete range of refrigerators to CFC-free refrigerants and blowing agents. We now only use the natural refrigerants R600a and R290. These are specially designed for highly efficient compressors and also result in lower energy consumption and electricity costs.



Europe-wide certification

All our European production sites are certified according to the international standards for quality management (ISO 9001), environmental management (ISO 14001) and energy management (ISO 50001).



High efficiency: This is how economical a Liebherr can be.

You can find out how efficient our appliances are using the online tool from the EU-financed projects Label2020 and BELT. At this site you can view and compare the electricity consumption and plenty of other product data for electrical appliances. The calculator also takes account of local electricity prices and shows the costs for the entire period of use. The comparison shows that a Liebherr is worth it!

Efficiency check: tool.label2020.eu

Responsibly manufactured

We handle resources responsibly and use renewable energies in the production of all of our appliances. We recycle the energy released during production, for example, to heat buildings. We also purify the water after the manufacturing process to make sure that it is free of pollutants. In addition, we are continuously reducing our waste volume by consistently separating waste and recycling production materials wherever possible.

Our path to the future

- recyclable product design
- materials able to be separated
- reuse of materials

- maximum energy efficiency
- maximum durability
- simple repair
- optimal storage conditions



- more renewable materials
- more recycled materials
- fewer environmentally harmful raw materials

- lower energy consumption
- more renewable energies
- less waste

The Liebherr factor:

Environmentally conscious development and production:

- Appliances with very low energy consumption
- Natural refrigerant
- Resource-saving manufacturing processes
- European sites fully certified

Choose refrigeration and freezing from the professionals

Whether for catering, bakery or food retail, for beverages, frozen food or ice cream: If you wish to fulfil the expectations of your customers and guests regarding freshness and quality, you need cooling technology that fulfils the highest requirements. With specially developed professional appliances, we offer our commercial customers first-class solutions for a demanding working day – and strong arguments for choosing the system specialist.

Excellent performance has its reasons. We have five.

Liebherr's top performance is based on five pillars:



Durability and economic efficiency

Our refrigerators and freezers stand out with their high efficiency and very low energy and overall operational costs. Robust materials, high-quality cooling components and quality processing guarantee a long lifetime. The outstanding TCO (Total Cost of Ownership) is also down to the easy care and, not least, the fact that the appliances need little to no maintenance.



Cooling performance and temperature stability

Perfect cooling power, you can rely on the high temperature constancy of our professional appliances, even up to +43 C. Even opening the doors frequently will have no effect on your goods. The ultra-modern components, high-performance and environmentally friendly coolants, and precise controls are so tightly coordinated that the quality and freshness of the products are always guaranteed, without compromising the economic efficiency of the appliances.



Security and alarms

Numerous security functions in our professional appliances ensure that your food are always correctly cooled and there is no loss of quality. For example, various alarm systems immediately warn you of temperature fluctuations, while door locks provide protection against unauthorised access.



Hygiene and ease of cleaning

Uncompromising hygiene is essential when storing food. That's why our appliances are particularly easy to clean. For example, they are equipped with seamless inner liners which can be easily and thoroughly wiped down. The fronts, drawers and grid shelves, too, are always designed to be easy to clean.



Handling and equipment

During a hectic working day, everything has to run smoothly. Thanks to well-conceived details, intelligent functions and excellent material quality, our professional appliances offer you maximum ease of operation, ensuring hassle-free work.

Efficient through and through

A Liebherr professional appliance pays off even more in times of rising electricity prices and extreme variations in demand: its high-quality components, the perfect cooling performance and low energy consumption ensure an optimal TCO (Total Cost of Ownership).



Long-term satisfaction: outstanding service life

Liebherr appliances are designed for a service cycle of 15 years. Extremely robustly manufactured, they continually withstand demands of daily use. This is quality that pays off – for many years to come.

Original Liebherr: 15 years of spare parts availability

Liebherr-Hausgeräte GmbH is taking the service life of its high-quality appliances one step further for its customers: Spare parts availability will be extended to 15 years from the end of production of the respective model. This applies to all functional parts and storable parts of the equipment. Liebherr-Hausgeräte also guarantees this service retroactively for all appliances produced since 1 January 2021.

Good for people and the environment: ultra-efficiency

Energy-efficient refrigerators and freezers help with ever increasing electricity prices. Liebherr fully utilises the savings potential of every component – from the compressor to the seal, to the lighting and electronics. The ultra-efficient appliances in the Perfection series for example demonstrate how this has a positive effect on your overall operating costs.

Saves costs, time and aggravation Maintenance-free

Liebherr's professional freestanding appliances operate without filters or other components and parts that require regular replacement. There are no additional cleaning requirements.

Wire tube condenser

Our durable wire tube condensers prevent dirt deposits, require no maintenance and ensure excellent refrigeration performance and efficiency for many years. They reduce the operating costs of your refrigerator.

Consistent refrigeration performance, constant temperature

Liebherr appliances offer optimum reliability for refrigeration and freezing: food is chilled quickly and gently, reducing temperature fluctuations to a minimum. This keeps your goods fresh for as long as possible.

Constantly cool in accordance with DIN EN 16825:2015

Groceries retail their quality only if temperature fluctuations are minimal. Liebherr refrigerators have an impressively stable temperature ranging between -1°C and 5°C. This not only maintains the storage climate, but also the value of your goods and ingredients.

Constantly frozen in accordance with DIN EN 16825:2015

Sensitive foodstuffs cannot be subjected to large deviations from the set storage temperature. Liebherr freezers guarantee a stable temperature between -15 °C and -18 °C. This allows you to keep food for longer and preserves the quality of your frozen goods.

Cooled in a flash with SuperCool

For an optimal temperature, even for market purchases warmed by the sun: Once you activate SuperCool, your Liebherr boosts its performance until the fresh food is as cool as the rest of the contents. SuperCool then switches off automatically – after a maximum of 12 hours.

No more defrosting thanks to NoFrost

NoFrost technology gives surface ice no chance. Any moisture that occurs is combated by the fan-assisted cooling, and cyclical defrosting phases remove even the last moisture particles out of the interior. For convenient, safe, and ice-free storage.



Frozen in a flash with SuperFrost

The automatic SuperFrost function quickly reduces the temperature in your professional freezer to the coldest level, creating cold reserves for vitamin-preserving freezing. As soon as the freezing process is complete, or after max. 65 hours, SuperFrost switches back to normal operation, preventing unnecessary energy consumption.

Ideal humidity with HumidityControl

The perfect climate conditions can only be created with the correct combination of temperature and humidity. With HumidityControl, you can adjust the humidity to the requirements of your stored food in three stages, ensuring extra-long freshness.



Safety as standard

Anyone who sells food must have reliable protection for the goods: from interruptions to the cooling process and temperature fluctuations, to unauthorised access. Both of these are easy to prevent using our professional refrigerators and freezers.

LightAlarm: Light on, door closed

In case of an uncontrolled temperature rise, if a door has been left open or there were any other problems, the interior light of the appliance will start flashing. In the case of glass-door appliances, this quickly reveals where action is needed. In the case of solid-door appliances, the flashing interior warns to close the door immediately, in order to preserve the storage quality.



Power failure info: find out what happened

If the power supply has been interrupted due to a fault, the power failure info appears when the power is restored. This reports that the appliance was temporarily without power and the maximum temperature that was reached during this time. This allows you to assess whether a loss of quality is likely.

Mechanical key lock: the key to complete control

All professional Liebherr appliances for bakeries and the catering industry are equipped with a mechanical lock with two keys. This way you can be sure that no unauthorised hands can access your stored goods.

Electronic lock: on the safe side

All Liebherr appliances can be locked and unlocked with an electronic lock using an individual PIN code. This allows any number of users to lock and unlock the appliance via the user interface without having to share a key.



Built-in cleanliness

Perfect hygiene plays an important role in professional food handling. Our professional appliances therefore have features which reduce dirt from the start and make cleaning much easier.

Floor drainage for fast cleaning

High levels of hygiene made easy: The integrated floor drainage in Liebherr's catering appliances enables convenient cleaning in small spaces. Water simply drains away and your appliance is quickly clean again.



Food-safe interior for unpackaged food

All materials in Liebherr appliances for bakeries and the catering industry are food-safe and suitable for storing unpackaged foods.

Seamless interior to prevent dirt

The plastic inside container is made of polystyrene: a fully recyclable, robust, and odourless plastic. Manufactured seamlessly from one piece, it has no hidden dirt traps and the large corners can be cleaned quickly and easily. The perfect combination of sustainability and hygiene.



SmartMonitoring: for maximum safety and convenience

SmartMonitoring makes reliable Liebherr appliances even safer and takes protection of valuable contents to a new level. The digital, cloud-based solution automatically and continually monitors and documents the storage temperature – relieving you of a daily task that takes time and attention.



Continuous monitoring

SmartMonitoring constantly and accurately monitors temperature stability – even outside regular working hours, such as at weekends or on public holidays. And it can even monitor different sites for multiple appliances.

Complete documentation

SmartMonitoring documents the temperature and all relevant refrigeration parameters for your stored substances, around the clock. This data can then be downloaded directly from the dashboard.

Immediate alarms in the event of deviations

If there are deviations in the storage temperature, you are immediately alerted by email, * text message or phone. This helps you react before problems arise.

* SMS and voice call are available as an optional add on service. Email is included as standard.

Simple commissioning

The new generation of research, laboratory and medical appliances are either already equipped with the Smart-Module or can be retrofitted with it and immediately connected to SmartMonitoring. Predecessor models can be easily connected via the external data loggers. Find out how Liebherr Service can help you take the first steps towards maximum safety.



Get your licence to chill.

With the right licence, you can take full advantage of the professional SmartMonitoring solutions from Liebherr. This includes all the basic functions such as monitoring, documentation and email alerts.

- 36-month term from activation
- No automatic extension
- One licence per monitored appliance (fridge/freezer)
- Authorisation for any number of users
- User and appliance management (role-based)
- Additional alerts via text message and phone optionally available

Register your appliance now and get a free 6-month trial licence.



SmartModule

SmartModule connects Liebherr appliances of the Performance series to SmartMonitoring or existing monitoring systems. The small unit with integrated LAN/WiFi is ready to use as soon as it is mounted on the back of the appliance.



Local interface

Liebherr appliances can also be used with existing monitoring solutions. The SmartModule acts as a local interface for transferring measurement data to your existing monitoring system.



Data logger, three-channel

In addition to the standard temperature sensor, the three-channel data logger features an additional temperature sensor which can be used to monitor the temperature of sensitive products, as well as a door contact sensor.



Data logger, temperature

The standard online data logger reliably records temperature data and transmits it directly to SmartMonitoring via a WiFi connection.



The availability of SmartMonitoring varies by country.
Find out more about SmartMonitoring here:
home.liebherr.com/smartmonitoring

Simply uncomplicated

When working with food, things are often hectic. That's why our professional refrigerators and freezers are equipped with a lot of features and clever details to make your everyday life easier.

Open for convenience: 90° door stopper

If the door is opened beyond 90°, it remains open on its own. This gives you enough room for manoeuvre to fill the appliance with both hands, sort or remove goods. This also makes cleaning easier. Under 90°, the door closes automatically to keep the temperature stable and retain the quality of the stored goods.

Just in case: pull-out stop

The pull-out stop in the middle of the grid shelf makes sure your goods are stored securely: The grid shelf cannot be pulled out by mistake – even if things start to get a little hectic. When stocking or emptying the appliance, it remains reliably fixed in position – and you are spared any mishaps, large or small.



Foot pedal

Even when you haven't got a hand free, you can conveniently open the appliance using the optional foot pedal. Especially in professional settings, this feature makes it significantly easier to use refrigerators and freezers as you can easily open the door when your hands are full without having to waste time.

Effort-saving: ergonomic slimline handle


Save your energy for more important things: The door handle is designed for frequent use. It is ergonomic and easy to grip with either hand, and it is very easy to clean.

Convenience at your fingertips: intuitive menu navigation

Check the appliance status from the control panel integrated flush in the door without needing to open door. The menu guidance is self-explanatory and is controlled by three touch buttons or by Touch & Swipe.

Performance series

Our Performance series concentrates on the essentials: Appliances in this class meet all the requirements for safe, temperature-stable storage. All Performance appliances are made of white steel, are available as solid door models, and are equipped with the SmartFrost function in the freezer variant.



Energy-efficient



SmartFrost freezer



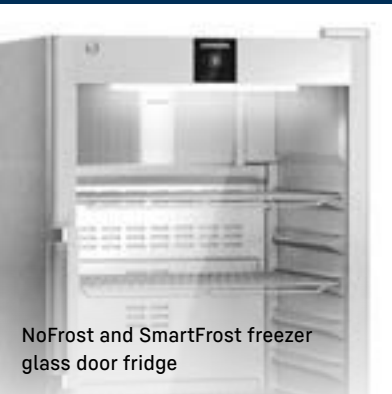
HumidityControl

Perfection series

Perfection series appliances offer everything to meet the highest standards and requirements of professional everyday use. They are made of stainless steel, are available with either solid or glass doors, and feature optimal lighting. Their cooling range spans from -2 °C to +15 °C; the freezers include both the SmartFrost and the NoFrost functions.



Lighting



NoFrost and SmartFrost freezer glass door fridge



Stainless steel housing



Refrigerators and freezers for the hotel and catering industries – recommended by professionals for professionals

High temperatures, tight spaces, lots of bustle – in professional kitchens, refrigerators and freezers have to endure a lot while always providing full capacity. This is exactly why Liebherr developed its portfolio for the hotel and catering industries. The appliances reliably store food even at ambient temperatures up to +40 °C with a constant cooling power. They are enormously robust, long-lasting, easy to clean and particularly sustainable, not only thanks to natural refrigerant. At the same time, they fulfil applicable directives, standards and norms, including in terms of hygiene, HACCP and GN containers. The efficient cooling system not only ensures low energy and overall operating costs but also provides the reassurance that your products are safely stored. You can rely on this – because, after all, it is also our claim to be perfect from the first to the last course.

Refrigerators and freezers

Refrigerators and freezers with stainless steel inner liner



Performance series



Perfection series

Refrigerators and freezers with plastic inner liner



Performance series Perfection series

Refrigerators and freezers with stainless steel inner liner

Performance series

	FRPSvg/FFPSvg
Environmental conditions*	Ambient temperature +10 °C to +40 °C
Temperature stability	EN 16825 Refrigerators: +1 °C to +15 °C / -2 °C to +15 °C Freezers: -9 °C to -26 °C Refrigerators: Class M1 Freezers: Class L1 Refrigerators: with 3 humidity zones Freezers: with NoFrost
Storage safety	Visual and audible alarms Power failure alarm Self-closing door < 90° Mechanical lock
Features	Monochrome display, touch buttons Refrigerators: GN 2/1, 530 × 650 mm (lengthwise insertion) Freezers: GN 2/1, 530 × 650 mm (lengthwise insertion) Individually adjustable maintenance timer Castors as accessory, with adjustable feet as standard Refrigerators: LED ceiling lighting Freezers: LED ceiling lighting Full-length integrated handle Inside & outside: Chrome-nickel steel (1.4301 / AISI 304) Connectivity can be retrofitted
Energy consumption	UltraEfficient EU directive 2015/1094
Compliance	Safety machinery directive – EN 60335

Refrigerators and freezers with plastic inner liner

Performance series

	FRPSvh/FRPSrh/FFPSvh/FFPSrh
Ambient temperature +10 °C to +40 °C	
EN 16825	
Refrigerators: +1 °C to +15 °C / -2 °C to +15 °C	
Freezers: -9 °C to -26 °C	
Refrigerators: Class M1	
Freezers: Class L1	
Refrigerators: with 3 humidity zones	
Freezers: with NoFrost	
Visual and audible alarms	
Power failure alarm	
Self-closing door < 90°	
Mechanical lock	
2.4" colour display, Touch & Swipe	
Refrigerators: GN 2/1, 530 × 650 mm (lengthwise insertion)	
Freezers: GN 2/1, 530 × 650 mm (lengthwise insertion)	
Individually adjustable maintenance timer	
Castors as accessory (except FRPSvh 1412), with adjustable feet as standard	
Refrigerators: vertical LED lighting	
Freezers: vertical LED lighting	
Full-length integrated handle	
Inside & outside: Chrome-nickel steel (1.4301 / AISI 304)	
Connectivity	
UltraEfficient	
EU directive 2015/1094	
Safety machinery directive – EN 60335	

Perfection series

	FRFvg/FFFsg/FCFvg
Ambient temperature +10 °C to +40 °C	
EN 16825	
Refrigerators: +1 °C to +15 °C	
Freezers: -9 °C to -26 °C	
Refrigerators: Class M1	
Freezers: Class L1	
Refrigerators: with 3 humidity zones	
Freezers: with SmartFrost	
Visual and audible alarms	
Power failure alarm	
Self-closing door at < 90°	
Mechanical lock	
Monochrome display, touch buttons	
Refrigerators: 75 cm wide: GN 2/1, 650 × 530 mm (crosswise insertion)	
Freezers: 75 cm wide: Euronorm 600 × 400 mm (crosswise insertion)	
Individually adjustable maintenance timer	
Castors/adjustable feet as accessory, 75 cm wide appliances with adjustable feet as standard	
LED ceiling lighting on FCFvg model	
Aluminium door handle	
Inside: plastic Outside: powder-coated steel	
Connectivity can be retrofitted	
SuperEfficient	
EU directive 2015/1094 FFFsg no label	
Safety machinery directive – EN 60335	

Ambient temperature +10 °C to +40 °C
EN 16825
Refrigerators: +1 °C to +15 °C / -2 °C to +15 °C
Freezers: -9 °C to -26 °C
Refrigerators: Class M1
Freezers: Class L1
Refrigerators: with 3 humidity zones
Freezers: with SmartFrost and NoFrost
Visual and audible alarms
Power failure alarm
Self-closing door at < 90°
Mechanical lock
Monochrome display, touch buttons
Refrigerators: 75 cm wide: GN 2/1, 650 × 530 mm (crosswise insertion)
Freezers: 75 cm wide: Euronorm 600 × 400 mm (crosswise insertion)
Individually adjustable maintenance timer
Castors/adjustable feet as accessory, 75 cm wide appliances with adjustable feet as standard
Evaporator cover (stops items freezing onto inner liner), only for glass door models, optional for insulating door models
Refrigerators: Insulated and glass door models with ceiling lighting Side lighting on FCFCvg model
Freezers: LED lighting in the front housing
Aluminium door handle
Inside: plastic Outside: stainless steel
Connectivity can be retrofitted
SuperEfficient
EU directive 2015/1094 FFFCsg no label
Safety machinery directive – EN 60335

* Indicates the ambient temperature at which the appliance can be safely operated.
The series equipment listed above may vary depending on the model. Exact details can be found in the model description.

The advantages at a glance

Special locking

To protect the stored products from unwanted access, up to 5 additional special locks are available as accessories for the refrigerators and freezers. This way, different locks can be installed on several appliances to ensuring only the people responsible for a particular appliance have access to it.

Power failure info

The power failure info reports when the appliance was temporarily without power and what the maximum temperature was during this time. This allows you to better assess the potential loss of quality.

Temperature stability meets the requirements of DIN EN 16825:2015

To maintain quality, groceries may only be subjected to minor temperature fluctuations. With stable values between -1 °C and +5 °C, Liebherr appliances provide ideal conditions.

SuperCool

To make sure your Liebherr still maintains the ideal temperature when unrefrigerated goods are put in, SuperCool temporarily increases the cooling power. After a maximum of 12 hours, it automatically deactivates.

HumidityControl

HumidityControl allows you to adjust the humidity to your needs, providing an optimal storage climate and ensuring the freshness of your goods for even longer.

Grid shelves

The plastic-coated grid shelves allow versatile use of the interior and can carry up to 60 kg, meaning that goods can be stored safely, even when extremely heavy.



Compatible with standard containers

Liebherr refrigerators for the catering industry are generally designed for use with Euro standard gastronomy containers. This means that any standard container previously used will fit.



Easily accessible refrigeration components

The cooling components are integrated very accessibly into the upper area of the machinery compartment, which significantly increases the capacity of the interior. The front can be easily lifted up to facilitate cleaning or servicing. When opened by more than 45° it can be completely detached.

Energy label according to EU Directive 2015/1094

The energy label shows at a glance just how economical professional Liebherr appliances are. This low energy consumption also translates into low overall operating costs.

Cataphoretically coated evaporator

The cataphoretically coated evaporator offers protection against particularly aggressive and corrosion-causing substances such as salts or fructose.

Compliance with DIN EN 60335 for appliance safety

For best-possible product safety, in addition to the legally required UKCA/CE marking, all safety-related areas are tested by an independent laboratory.

Self-closing door

To make loading, unloading and cleaning easier, the appliance door stays open if opened by beyond 90°. If the opening angle is less than 90°, it closes automatically for safety.



Replaceable door seal

Save time and money: Liebherr's plug-in door seals can be easily replaced. If a seal is damaged, you can replace it yourself without needing any tools at all.

Stainless steel interior and exterior

Hygiene is the top priority in places where food is stored. With this in mind, the deep drawn Gastronorm 2/1 stainless steel inner liner is made from hygienic stainless steel and omits awkward-to-clean functional parts. The seamless stainless steel side panels of the outer housing with insulation layer are also especially easy to clean. Stainless steel fridges and freezers GN 2/1 are jet water resistant inside and out, in accordance with IPX5.

Floor drainage

The integrated floor drainage in Liebherr's appliance enables convenient cleaning in small spaces. Water simply drains away and your appliance is quickly clean again.

Our GN 2/1 stainless steel fridges and freezers have been developed to meet the most demanding requirements. Powerful cooling components ensure quick cooling of food with low consumption. The HACCP-compliant electronics enable accurate temperature settings that remain stable – for ideal storage reliability even at high ambient temperatures. Height-adjustable racks and an interior without any obstructions allow highly flexible storage and easy cleaning.

Electronics with integrated temperature display

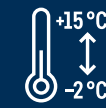
The easy-to-operate touch electronics control the energy-saving defrosting function according to the actual need. Via the SmartMonitoring interface, appliances can be connected to external cloud-based monitoring software. The integrated data logger registers and stores the minimum and maximum interior temperature for HACCP-compliant documentation. The electronic system gives out a visual and acoustic alarm in the event of temperature deviations or other problems, protecting your goods.

Quality right down to the smallest detail



LightAlarm

In case of an uncontrolled temperature rise, if a door has been left open or there were any other problems, the interior light of the appliance will start flashing. In the case of glass-door appliances, this quickly reveals where action is needed. In the case of solid-door appliances, the flashing interior warns to close the door immediately, in order to preserve the storage quality.



Extended temperature range -2 °C/+15 °C

Liebherr refrigerators have an extended temperature range from -2 °C to +15 °C, so even meat stays fresh and tasty for longer.



WiFi/LAN interface

The WiFi/LAN interface enables you to easily connect your appliances with Liebherr SmartMonitoring or existing local systems.



Stable, deep drawn inner liner

The deep drawn stainless steel inner lining has integrated ribs for the mounting surfaces. In addition, it is corrosion-resistant, hygienic and particularly easy to clean. The grids are loadable up to 60 kg – which means that even heavy goods present no problem. Gastronorm containers 2/1 can be pushed directly onto the shelf ribs.



LED lighting

Even in a dark environment, the LED lighting provides good illumination for the interior. The optimum overview means that the desired product is immediately at hand, the door can be quickly closed again and the interior temperature remains stable. This saves you time looking for things – and above all energy costs. The flush-mounted LED lighting makes cleaning easy.



Enlarged glass door view

Overview of the food in stock – essential during a hectic working day. The all-glass door with enlarged field of view provides maximum visibility of the appliance interior. This makes it easier to organise goods and to quickly find the required product, saving valuable time.



FRPSvh 1412

Perfection

Gross / net capacity	1414 / 1096 litre
Exterior dimensions in mm (w / d / h)	1427 / 867 / 2115
Interior dimensions in mm (w / d / h)	1239 / 650 / 1512
Energy efficiency class ¹	<div><div></div><div>C</div></div>
Energy consumption in 365 days	1134 kWh
Climate class (energy directive)	4
Temperature class (energy directive)	M1
Ambient temperature range ²	+10 °C to +40 °C
Refrigerant	R 290
Sound power level	60 dB(A)
Voltage / frequency	220 - 240V~ / 50 Hz
Connection rating	4.0 A
Rated consumption watts	320 W
Heat output	650 kJ/h
Cooling system	forced-air
Defrost	automatic
Temperature range	+1 °C to +15 °C
Gastronorm	GN 2/1, 530 × 650 mm (530 mm wide)
External cabinet finish	Chrome-nickel steel (1.4301 / AISI 304) / stainless steel
Door material / colour	Insulated glass door with Chrome-nickel steel frame (1.4301 / AISI 304) / stainless steel
Internal liner material	Chrome-nickel steel (1.4301 / AISI 304)
Type of control	2.4" touch & swipe colour display
Temperature display	external digital
Fault: warning signal	visual and audible
Interior light	LED light column both sides, separate connection
Connectivity type	SmartModule
Connectivity solution	integrated, removable
Interface	WiFi/LAN
Adjustable shelves	8
Shelf material	wire shelves plastic-coated
Shelf loading	60 kg
Height of adjustable feet	115-175 mm
Handle	full-length integrated handle
Type of lock	mechanical
Self-closing door	yes
Door hinges	left hand / right hand
Gross / net weight	262 / 242 kg
Remote condensing unit	FRPSrh 1412
Accessories	
Stainless steel / grey grid shelf	7112622 / 7112606
Castors Ø 100 mm	
Foot pedal opener	9597649
Side-by-Side set in grey	9597778



FRPSvh 1402

Perfection

Gross / net capacity	1360 / 1096 litre
Exterior dimensions in mm (w / d / h)	1427 / 867 / 2115
Interior dimensions in mm (w / d / h)	1014 / 650 / 1512
Energy efficiency class ¹	<div><div></div><div>B</div></div>
Energy consumption in 365 days	807 kWh
Climate class (energy directive)	5
Temperature class (energy directive)	M1
Ambient temperature range ²	+10 °C to +40 °C
Refrigerant	R 290
Sound power level	60 dB(A)
Voltage / frequency	220 - 240V~ / 50 Hz
Connection rating	4.0 A
Rated consumption watts	320 W
Heat output	520 kJ/h
Cooling system	forced-air
Defrost	automatic
Temperature range	-2 °C to +15 °C
Gastronorm	GN 2/1, 530 × 650 mm (530 mm wide)
External cabinet finish	Chrome-nickel steel (1.4301 / AISI 304) / stainless steel
Door material / colour	Chrome-nickel steel (1.4301 / AISI 304) / stainless steel
Internal liner material	Chrome-nickel steel (1.4301 / AISI 304)
Type of control	2.4" touch & swipe colour display
Temperature display	external digital
Fault: warning signal	visual and audible
Interior light	LED light column both sides
Connectivity type	SmartModule
Connectivity solution	integrated, removable
Interface	WiFi/LAN
Adjustable shelves	8
Shelf material	wire shelves plastic-coated
Shelf loading	60 kg
Height of adjustable feet	115-175 mm
Handle	full-length integrated handle
Type of lock	mechanical
Self-closing door	yes
Door hinges	left hand / right hand
Gross / net weight	225 / 200 kg
Remote condensing unit	FRPSrh 1402
Accessories	
Stainless steel / grey grid shelf	7112622 / 7112606
Castors Ø 100 mm	9597965
Foot pedal opener	9597649
Side-by-Side set in grey	9597778



FRPSvh 6511

Perfection

Gross / net capacity	625 / 486 litre
Exterior dimensions in mm (w / d / h)	697 / 867 / 2115
Interior dimensions in mm (w / d / h)	509 / 650 / 1512
Energy efficiency class ¹	<div><div></div><div>B</div></div>
Energy consumption in 365 days	412 kWh
Climate class (energy directive)	5
Temperature class (energy directive)	M1
Ambient temperature range ²	+10 °C to +40 °C
Refrigerant	R 290
Sound power level	60 dB(A)
Voltage / frequency	220 - 240V~ / 50 Hz
Connection rating	4.0 A
Rated consumption watts	220 W
Heat output	365 kJ/h
Cooling system	forced-air
Defrost	automatic
Temperature range	+1 °C to +15 °C
Gastronorm	GN 2/1, 530 × 650 mm (530 mm wide)
External cabinet finish	Chrome-nickel steel (1.4301 / AISI 304) / stainless steel
Door material / colour	Insulated glass door with Chrome-nickel steel frame (1.4301 / AISI 304) / stainless steel
Internal liner material	Chrome-nickel steel (1.4301 / AISI 304)
Type of control	2.4" touch & swipe colour display
Temperature display	external digital
Fault: warning signal	visual and audible
Interior light	vertical LED light strip recessed in left wall with separate switch
Connectivity type / Connectivity solution	SmartModule / integrated, removable
Interface	WiFi/LAN
Adjustable shelves	4
Shelf material	wire shelves plastic-coated
Shelf loading	60 kg
Height of adjustable feet	115-175 mm
Handle	full-length integrated handle
Type of lock	mechanical
Self-closing door	yes
Door hinges	right, reversible on site
Gross / net weight	157 / 138 kg
Remote condensing unit	FRPSrh 6511
Accessories	
Stainless steel / grey grid shelf	7112622 / 7112606
Castors Ø 100 mm	9597828
Foot pedal opener	9597617
Side-by-Side set in grey	9597778



FRPSvh 6501

Perfection

Gross / net capacity	597 / 486 litre
Exterior dimensions in mm (w / d / h)	697 / 867 / 2115
Interior dimensions in mm (w / d / h)	509 / 650 / 1512
Energy efficiency class ¹	<div><div></div><div>A</div></div>
Energy consumption in 365 days	302 kWh
Climate class (energy directive)	5
Temperature class (energy directive)	M1
Ambient temperature range ²	+10 °C to +40 °C
Refrigerant	R 290
Sound power level	60 dB(A)
Voltage / frequency	220 - 240V~ / 50 Hz
Connection rating	4.0 A
Rated consumption watts	220 W
Heat output	305 kJ/h
Cooling system	forced-air
Defrost	automatic
Temperature range	-2 °C to +15 °C
Gastronorm	GN 2/1, 530 × 650 mm (530 mm wide)
External cabinet finish	Chrome-nickel steel (1.4301 / AISI 304) / stainless steel
Door material / colour	Chrome-nickel steel (1.4301 / AISI 304) / stainless steel
Internal liner material	Chrome-nickel steel (1.4301 / AISI 304)
Type of control	2.4" touch & swipe colour display
Temperature display	external digital
Fault: warning signal	visual and audible
Interior light	LED lighting column, left
Connectivity type / Connectivity solution	SmartModule / integrated, removable
Interface	WiFi/LAN
Adjustable shelves	4
Shelf material	wire shelves plastic-coated
Shelf loading	60 kg
Height of adjustable feet	115-175 mm
Handle	full-length integrated handle
Type of lock	mechanical
Self-closing door	yes
Door hinges	right, reversible on site
Gross / net weight	134 / 117 kg
Remote condensing unit	FRPSrh 6501
Accessories	
Stainless steel / grey grid shelf	7112622 / 7112606
Castors Ø 100 mm	9597828
Foot pedal opener	9597617
Side-by-Side set in grey	9597778

1 As per EU Regulation 2015/1094-IV.
2 Indicates the ambient temperature at which the appliance can be safely operated.



FRPSvg 1402

Performance

Gross / net capacity	1360 / 1096 litre
Exterior dimensions in mm (w / d / h)	1427 / 867 / 2115
Interior dimensions in mm (w / d / h)	1239 / 650 / 1512
Energy efficiency class ¹	<div><div></div><div>B</div></div>
Energy consumption in 365 days	807 kWh
Climate class (energy directive)	5
Temperature class (energy directive)	M1
Ambient temperature range ²	+10 °C to +40 °C
Refrigerant	R 290
Sound power level	60 dB(A)
Voltage / frequency	220 - 240V~ / 50 Hz
Connection rating	4.0 A
Rated consumption watts	320 W
Heat output	520 kJ/h
Cooling system	forced-air
Defrost	automatic
Temperature range	-2 °C to +15 °C
Gastronorm	GN 2/1, 530 × 650 mm (530 mm wide)
External cabinet finish	Chrome-nickel steel (1.4301 / AISI 304) / stainless steel
Door material / colour	Chrome-nickel steel (1.4301 / AISI 304) / stainless steel
Internal liner material	Chrome-nickel steel (1.4301 / AISI 304)
Type of control	monochrome display, touch buttons
Temperature display	external digital
Fault: warning signal	visual and audible
Interior light	LED ceiling lighting
Connectivity type	SmartModule
Connectivity solution	retrofittable
Interface	WiFi/LAN (optional)
Adjustable shelves	6
Shelf material	wire shelves plastic-coated
Shelf loading	60 kg
Height of adjustable feet	115-175 mm
Handle	full-length integrated handle
Type of lock	mechanical
Self-closing door	yes
Door hinges	left hand / right hand
Gross / net weight	210 / 187 kg
Also available with castors	FRPSvg 1402 version 924
Accessories	
Stainless steel / grey grid shelf	7112622 / 7112606
Castors Ø 100 mm	9597965
Foot pedal opener	9597649
Side-by-Side set in grey	9597778
SmartModule	6145269



FRPSvg 6511

Performance

Gross / net capacity	625 / 486 litre
Exterior dimensions in mm (w / d / h)	697 / 867 / 2115
Interior dimensions in mm (w / d / h)	509 / 650 / 1512
Energy efficiency class ¹	<div><div></div><div>B</div></div>
Energy consumption in 365 days	412 kWh
Climate class (energy directive)	5
Temperature class (energy directive)	M1
Ambient temperature range ²	+10 °C to +40 °C
Refrigerant	R 290
Sound power level	60 dB(A)
Voltage / frequency	220 - 240V~ / 50 Hz
Connection rating	4.0 A
Rated consumption watts	220 W
Heat output	365 kJ/h
Cooling system	forced-air
Defrost	automatic
Temperature range	+1 °C to +15 °C
Gastronorm	GN 2/1, 530 × 650 mm (530 mm wide)
External cabinet finish	Chrome-nickel steel (1.4301 / AISI 304) / stainless steel
Door material / colour	Insulated glass door with Chrome-nickel steel frame (1.4301 / AISI 304) / stainless steel
Internal liner material	Chrome-nickel steel (1.4301 / AISI 304)
Type of control	monochrome display, touch buttons
Temperature display	external digital
Fault: warning signal	visual and audible
Interior light	LED ceiling light strip with separate switch
Connectivity type / Connectivity solution	SmartModule / retrofittable
Interface	WiFi/LAN (optional)
Adjustable shelves	3
Shelf material	wire shelves plastic-coated
Shelf loading	60 kg
Height of adjustable feet	115-175 mm
Handle	full-length integrated handle
Type of lock	mechanical
Self-closing door	yes
Door hinges	right, reversible on site
Gross / net weight	151 / 138 kg
Also available with castors	
Accessories	
Stainless steel / grey grid shelf	7112622 / 7112606
Castors Ø 100 mm	9597828
Foot pedal opener	9597617
Side-by-Side set in grey	9597778
SmartModule	6145269



FRPSvg 6501

Performance

Gross / net capacity	597 / 486 litre
Exterior dimensions in mm (w / d / h)	697 / 867 / 2115
Interior dimensions in mm (w / d / h)	509 / 650 / 1512
Energy efficiency class ¹	<div><div></div><div>A</div></div>
Energy consumption in 365 days	302 kWh
Climate class (energy directive)	5
Temperature class (energy directive)	M1
Ambient temperature range ²	+10 °C to +40 °C
Refrigerant	R 290
Sound power level	60 dB(A)
Voltage / frequency	220 - 240V~ / 50 Hz
Connection rating	4.0 A
Rated consumption watts	220 W
Heat output	305 kJ/h
Cooling system	forced-air
Defrost	automatic
Temperature range	-2 °C to +15 °C
Gastronorm	GN 2/1, 530 × 650 mm (530 mm wide)
External cabinet finish	Chrome-nickel steel (1.4301 / AISI 304) / stainless steel
Door material / colour	Chrome-nickel steel (1.4301 / AISI 304) / stainless steel
Internal liner material	Chrome-nickel steel (1.4301 / AISI 304)
Type of control	monochrome display, touch buttons
Temperature display	external digital
Fault: warning signal	visual and audible
Interior light	LED ceiling lighting
Connectivity type / Connectivity solution	SmartModule / retrofittable
Interface	WiFi/LAN (optional)
Adjustable shelves	3
Shelf material	wire shelves plastic-coated
Shelf loading	60 kg
Height of adjustable feet	115-175 mm
Handle	full-length integrated handle
Type of lock	mechanical
Self-closing door	yes
Door hinges	right, reversible on site
Gross / net weight	139 / 114 kg
Also available with castors	FRPSvg 6501 version 924
Accessories	
Stainless steel / grey grid shelf	7112622 / 7112606
Castors Ø 100 mm	9597828
Foot pedal opener	9597617
Side-by-Side set in grey	9597778
SmartModule	6145269



FFPSvh 1402

Perfection



FFPSvh 6501

Perfection

Gross / net capacity	1360 / 1096 litre
Exterior dimensions in mm (w / d / h)	1427 / 867 / 2115
Interior dimensions in mm (w / d / h)	507 / 650 / 1512
Energy efficiency class ¹	<div><div></div><div>B</div></div>
Energy consumption in 365 days	2208 kWh
Climate class (energy directive)	5
Temperature class (energy directive)	L1
Ambient temperature range ²	+10 °C to +40 °C
Refrigerant	R 290
Sound power level	60 dB(A)
Voltage / frequency	220 - 240V~ / 50/60 Hz
Connection rating	4.0 A
Rated consumption watts	580 W
Heat output	1485 kJ/h
Cooling system	forced-air
Defrost	automatic
Temperature range	-9 °C to -26 °C
Gastronorm	GN 2/1, 530 × 650 mm (530 mm wide)
External cabinet finish	Chrome-nickel steel (1.4301 / AISI 304) / stainless steel
Door material / colour	Chrome-nickel steel (1.4301 / AISI 304) / stainless steel
Internal liner material	Chrome-nickel steel (1.4301 / AISI 304)
Type of control	2.4" touch & swipe colour display
Temperature display	external digital
Fault: warning signal	visual and audible
Interior light	LED light column both sides
Connectivity type	SmartModule
Connectivity solution	integrated, removable
Interface	WiFi/LAN
Adjustable shelves	8
Shelf material	wire shelves plastic-coated
Shelf loading	60 kg
Height of adjustable feet	115-175 mm
Handle	full-length integrated handle
Type of lock	mechanical
Self-closing door	yes
Door hinges	left hand / right hand
Gross / net weight	225 / 200 kg
Remote condensing unit	FFPSrh 1402
Accessories	
Stainless steel / grey grid shelf	7112622 / 7112606
Castors Ø 100 mm	9597965
Foot pedal opener	9597649
Side-by-Side set in grey	9597778

Gross / net capacity	597 / 486 litre
Exterior dimensions in mm (w / d / h)	697 / 867 / 2115
Interior dimensions in mm (w / d / h)	509 / 650 / 1512
Energy efficiency class ¹	<div><div></div><div>B</div></div>
Energy consumption in 365 days	1054 kWh
Climate class (energy directive)	5
Temperature class (energy directive)	L1
Ambient temperature range ²	+10 °C to +40 °C
Refrigerant	R 290
Sound power level	60 dB(A)
Voltage / frequency	220 - 240V~ / 50 Hz
Connection rating	4.0 A
Rated consumption watts	610 W
Heat output	975 kJ/h
Cooling system	forced-air
Defrost	automatic
Temperature range	-9 °C to -26 °C
Gastronorm	GN 2/1, 530 × 650 mm (530 mm wide)
External cabinet finish	Chrome-nickel steel (1.4301 / AISI 304) / stainless steel
Door material / colour	Chrome-nickel steel (1.4301 / AISI 304) / stainless steel
Internal liner material	Chrome-nickel steel (1.4301 / AISI 304)
Type of control	2.4" touch & swipe colour display
Temperature display	external digital
Fault: warning signal	visual and audible
Interior light	LED lighting column, left
Connectivity type	SmartModule
Connectivity solution	integrated, removable
Interface	WiFi/LAN
Adjustable shelves	4
Shelf material	wire shelves plastic-coated
Shelf loading	60 kg
Height of adjustable feet	115-175 mm
Handle	full-length integrated handle
Type of lock	mechanical
Self-closing door	yes
Door hinges	right, reversible on site
Gross / net weight	144 / 127 kg
Remote condensing unit	FFPSrh 6501
Accessories	
Stainless steel / grey grid shelf	7112622 / 7112606
Castors Ø 100 mm	9597828
Foot pedal opener	9597617
Side-by-Side set in grey	9597778



FFPSvg 1402

Performance



FFPSvg 6501

Performance

Gross / net capacity	1360 / 1096 litre
Exterior dimensions in mm (w / d / h)	1427 / 867 / 2115
Interior dimensions in mm (w / d / h)	1239 / 650 / 1512
Energy efficiency class ¹	<div><div></div><div>B</div></div>
Energy consumption in 365 days	2208 kWh
Climate class (energy directive)	5
Temperature class (energy directive)	L1
Ambient temperature range ²	+10 °C to +40 °C
Refrigerant	R 290
Sound power level	60 dB(A)
Voltage / frequency	220 - 240V~ / 50/60 Hz
Connection rating	4.0 A
Rated consumption watts	580 W
Heat output	1420 kJ/h
Cooling system	forced-air
Defrost	automatic
Temperature range	-9 °C to -26 °C
Gastronorm	GN 2/1, 530 × 650 mm (530 mm wide)
External cabinet finish	Chrome-nickel steel (1.4301 / AISI 304) / stainless steel
Door material / colour	Chrome-nickel steel (1.4301 / AISI 304) / stainless steel
Internal liner material	Chrome-nickel steel (1.4301 / AISI 304)
Type of control	monochrome display, touch buttons
Temperature display	external digital
Fault: warning signal	visual and audible
Interior light	LED ceiling lighting
Connectivity type	SmartModule
Connectivity solution	retrofittable
Interface	WiFi/LAN (optional)
Adjustable shelves	6
Shelf material	wire shelves plastic-coated
Shelf loading	60 kg
Height of adjustable feet	115-175 mm
Handle	full-length integrated handle
Type of lock	mechanical
Self-closing door	yes
Door hinges	left hand / right hand
Gross / net weight	225 / 200 kg
Also available with castors	FFPSvg 1402 version 924
Accessories	
Stainless steel / grey grid shelf	7112622 / 7112606
Castors Ø 100 mm	9597965
Foot pedal opener	9597649
Side-by-Side set in grey	9597778
SmartModule	6145269

Gross / net capacity	597 / 486 litre
Exterior dimensions in mm (w / d / h)	697 / 867 / 2115
Interior dimensions in mm (w / d / h)	509 / 650 / 1512
Energy efficiency class ¹	<div><div></div><div>B</div></div>
Energy consumption in 365 days	1180 kWh
Climate class (energy directive)	5
Temperature class (energy directive)	L1
Ambient temperature range ²	+10 °C to +40 °C
Refrigerant	R 290
Sound power level	60 dB(A)
Voltage / frequency	220 - 240V~ / 50 Hz
Connection rating	4.0 A
Rated consumption watts	610 W
Heat output	975 kJ/h
Cooling system	forced-air
Defrost	automatic
Temperature range	-9 °C to -26 °C
Gastronorm	GN 2/1, 530 × 650 mm (530 mm wide)
External cabinet finish	Chrome-nickel steel (1.4301 / AISI 304) / stainless steel
Door material / colour	Chrome-nickel steel (1.4301 / AISI 304) / stainless steel
Internal liner material	Chrome-nickel steel (1.4301 / AISI 304)
Type of control	monochrome display, touch buttons
Temperature display	external digital
Fault: warning signal	visual and audible
Interior light	LED ceiling lighting
Connectivity type	SmartModule
Connectivity solution	retrofittable
Interface	WiFi/LAN (optional)
Adjustable shelves	3
Shelf material	wire shelves plastic-coated
Shelf loading	60 kg
Height of adjustable feet	115-175 mm
Handle	full-length integrated handle
Type of lock	mechanical
Self-closing door	yes
Door hinges	right, reversible on site
Gross / net weight	141 / 123 kg
Also available with castors	FFPSvg 6501 version 924
Accessories	
Stainless steel / grey grid shelf	7112622 / 7112606
Castors Ø 100 mm	9597828
Foot pedal opener	9597617
Side-by-Side set in grey	9597778
SmartModule	6145269

The advantages at a glance

Dynamic cooling system

Powerful dynamic cooling system for stable and evenly distributed interior temperatures. The fan/door contact switch minimises loss of cold air when opening the door. Thanks to the evaporator, the system is virtually maintenance-free.



Compatible with standard containers

Liebherr refrigerators for the catering industry are generally designed for use with Euro standard gastronomy containers. This means that any standard container used prior to now will fit.

Grid shelves

The plastic-coated grid shelves allow versatile use of the interior and can carry up to 60 kg, meaning that goods can be stored safely, even when extremely heavy.

Seamless inner liner

In commercial design, the moulded inner liners are made of food-safe polystyrene. They are odourless, very robust, long-lasting and are easy to clean thanks to their large corner radii – therefore very hygienic.

Stainless steel housing

The stainless-steel outer housing with single-piece side walls is designed without gaps, making it very hygienic and easy to clean.



Floor drainage

The integrated floor drainage in Liebherr's catering appliance enables convenient cleaning in small spaces. Water simply drains away and your appliance is soon hygienically clean again.



FRFCvg 6511 Perfection

LightAlarm

In the event of an uncontrolled temperature rise or other problems, the interior light of the appliance starts flashing. This quickly shows when action is needed.



LED lighting

Even in a dark environment, the LED ceiling lighting provides good illumination of the interior. This not only saves time looking for what you want, but above all, cuts energy costs.

Smart Frost

SmartFrost greatly reduces the frost build-up in the interior and on the stored food. Defrosting is required less often because the foam-insulated evaporator ensures even and energy efficient cooling.

No Frost

With professional appliances from Liebherr, defrosting is no longer necessary. Any moisture that occurs is combated by the fan-assisted cooling, and cyclical defrosting phases remove even the last moisture particles out of the interior. For convenient, safe, and ice-free storage.



Convenience at your fingertips

Read out the appliance status from the control panel integrated flush in the door without needing to open it. The menu guidance is self-explanatory and controlled by three touch buttons.



HumidityControl

The perfect climate conditions can only be created with the correct combination of temperature and humidity. HumidityControl allows you to adjust the humidity to your needs. For an optimal storage climate and the opportunity to enjoy that freshness for even longer.



Extended temperature range -2 °C/+15 °C

Liebherr refrigerators have an extended temperature range from -2 °C to +15 °C, so even meat stays fresh and tasty for longer.



FRFCvg 6511

Perfection

Gross / net capacity	688 / 478 litre
Exterior dimensions in mm (w / d / h)	747 / 769 / 2018
Interior dimensions in mm (w / d / h)	620 / 531 / 1642
Energy efficiency class ¹	<div><div></div><div>D</div></div>
Energy consumption in 365 days	984 kWh
Climate class (energy directive)	4
Temperature class (energy directive)	M1
Ambient temperature range ²	+10 °C to +40 °C
Refrigerant	R 600a
Sound power level	49 dB(A)
Voltage / frequency	220 - 240V~ / 50 Hz
Connection rating / Rated consumption watts	2.0 A / 250 W
Heat output	658 kJ/h
Cooling system	forced-air
Defrost	automatic
Temperature range	+1 °C to +15 °C
Gastronorm	GN 2/1, 650 × 530 mm (650 mm wide)
External cabinet finish	stainless steel
Door material / colour	Insulated glass door with aluminium frame / stainless steel
Internal liner material	moulded polystyrol (silver)
Type of control	monochrome display, touch buttons
Temperature display	external digital
Fault: warning signal	visual and audible
Interior light	LED ceiling lighting, separate connection and dimmable
Connectivity type / Connectivity solution	SmartModule / retrofittable
Interface	WiFi/LAN (optional)
Adjustable shelves	5
Shelf material	wire shelves plastic-coated
Shelf loading	60 kg
Height of adjustable feet	150 - 180 mm
Handle	aluminium handle
Type of lock	mechanical
Self-closing door	yes
Door hinges	right, reversible on site
Gross / net weight	117 / 109 kg
Also available with castors	
Accessories	
Stainless steel / grey / white grid shelf	7112570 / 7112568 / 7112566
Stainless steel / grey / white base grid	7113227 / 7113231 / 7113223
Castors Ø 80 mm	9086926
Castors Ø 100 mm	9080023
Additional lock barrels (up to 5)	on request
Side-by-Side set in grey / white	9006973 / -
SmartModule	6145269



FRFCvg 6501

Perfection

655 / 479 litre
747 / 769 / 2018
620 / 531 / 1660
<div><div></div><div>C</div></div>
635 kWh
5
M1
+10 °C to +40 °C
R 600a
49 dB(A)
220 - 240V~ / 50 Hz
2.0 A / 240 W
408 kJ/h
forced-air
automatic
-2 °C to +15 °C
GN 2/1, 650 × 530 mm (650 mm wide)
stainless steel
stainless steel / stainless steel
moulded polystyrol (silver)
monochrome display, touch buttons
external digital
visual and audible
LED ceiling lighting
SmartModule / retrofittable
WiFi/LAN (optional)
5
wire shelves plastic-coated
60 kg
150 - 180 mm
aluminium handle
mechanical
yes
right, reversible on site
92 / 83 kg
7112570 / 7112568 / 7112566
7113227 / 7113231 / 7113223
9086926
9080023
on request
9006973 / -
6145269



FRFvg 6501

Performance

655 / 479 litre
747 / 769 / 2018
620 / 531 / 1660
<div><div></div><div>C</div></div>
603 kWh
5
M1
+10 °C to +40 °C
R 600a
49 dB(A)
220 - 240V~ / 50 Hz
2.0 A / 240 W
408 kJ/h
forced-air
automatic
+1 °C to +15 °C
GN 2/1, 650 × 530 mm (650 mm wide)
steel / white
steel / white
commercial grade moulded polystyrol
monochrome display, touch buttons
external digital
visual and audible
SmartModule / retrofittable
WiFi/LAN (optional)
5
wire shelves plastic-coated
60 kg
150 - 180 mm
aluminium handle
mechanical
yes
right, reversible on site
93 / 84 kg
FRFvg 6501 version 924
7112570 / 7112568 / 7112566
7113227 / 7113231 / 7113223
9086926
9080023
on request
- / 9006786
6145269



FRFCvg 5511

Perfection

FRFCvg 5501

Perfection

Gross / net capacity	600 / 418 litre
Exterior dimensions in mm (w / d / h)	747 / 769 / 1818
Interior dimensions in mm (w / d / h)	620 / 531 / 1442
Energy efficiency class ¹	<div>E</div>
Energy consumption in 365 days	1041 kWh
Climate class (energy directive)	4
Temperature class (energy directive)	M1
Ambient temperature range ²	+10 °C to +40 °C
Refrigerant	R 600a
Sound power level	49 dB(A)
Voltage / frequency	220 - 240V~ / 50 Hz
Connection rating / Rated consumption watts	2.0 A / 250 W
Heat output	592 kJ/h
Cooling system / Defrost	forced-air / automatic
Temperature range	+1 °C to +15 °C
Gastronorm	GN 2/1, 650 × 530 mm (650 mm wide)
External cabinet finish	stainless steel
Door material / colour	Insulated glass door with aluminium frame / stainless steel
Internal liner material	moulded polystyrol (silver)
Type of control	monochrome display, touch buttons
Temperature display	external digital
Fault: warning signal	visual and audible
Interior light	LED ceiling lighting, separate connection and dimmable
Connectivity type / Connectivity solution	SmartModule / retrofittable
Interface	WiFi/LAN (optional)
Adjustable shelves / Shelf material	4 / wire shelves plastic-coated
Shelf loading	60 kg
Height of adjustable feet	150 - 180 mm
Handle	aluminium handle
Type of lock	mechanical
Self-closing door / Door hinges	yes / right, reversible on site
Gross / net weight	106 / 98 kg
Accessories	
Stainless steel / grey / white grid shelf	7112570 / 7112568 / 7112566
Stainless steel / grey / white base grid	7113227 / 7113231 / 7113223
Castors Ø 80 mm	9086926
Castors Ø 100 mm	9080023
Adjustable feet, 90 - 120 mm	
Adjustable feet, 150 - 180 mm	
Additional lock barrels (up to 5)	on request
Side-by-Side set in grey / white / black	9017742 / - / -
SmartModule	6145269

600 / 418 litre
747 / 769 / 1818
620 / 531 / 1442
<div>E</div>
1041 kWh
4
M1
+10 °C to +40 °C
R 600a
49 dB(A)
220 - 240V~ / 50 Hz
2.0 A / 250 W
592 kJ/h
forced-air / automatic
+1 °C to +15 °C
GN 2/1, 650 × 530 mm (650 mm wide)
stainless steel
Insulated glass door with aluminium frame / stainless steel
moulded polystyrol (silver)
monochrome display, touch buttons
external digital
visual and audible
LED ceiling lighting, separate connection and dimmable

SmartModule / retrofittable
WiFi/LAN (optional)
4 / wire shelves plastic-coated
60 kg
150 - 180 mm
aluminium handle
mechanical
yes / right, reversible on site
106 / 98 kg

7112570 / 7112568 / 7112566
7113227 / 7113231 / 7113223
9086926
9080023
on request
9017742 / - / -
6145269

571 / 419 litre
747 / 769 / 1818
620 / 531 / 1442
<div>C</div>
620 kWh
5
M1
+10 °C to +40 °C
R 600a
49 dB(A)
220 - 240V~ / 50 Hz
2.0 A / 250 W
358 kJ/h
forced-air / automatic
-2 °C to +15 °C
GN 2/1, 650 × 530 mm (650 mm wide)
stainless steel
stainless steel / stainless steel
moulded polystyrol (silver)
monochrome display, touch buttons
external digital
visual and audible
LED ceiling lighting

SmartModule / retrofittable
WiFi/LAN (optional)
4 / wire shelves plastic-coated
60 kg
150 - 180 mm
aluminium handle
mechanical
yes / right, reversible on site
86 / 77 kg

7112570 / 7112568 / 7112566
7113227 / 7113231 / 7113223
9086926
9080023
on request
9017742 / - / -
6145269



FRFBvg 5501

Perfection

571 / 419 litre
747 / 769 / 1818
620 / 531 / 1442
<div>C</div>
620 kWh
5
M1
+10 °C to +40 °C
R 600a
49 dB(A)
220 - 240V~ / 50 Hz
2.0 A / 250 W
358 kJ/h
forced-air / automatic
-2 °C to +15 °C
GN 2/1, 650 × 530 mm (650 mm wide)
BlackSteel / BlackSteel
BlackSteel / BlackSteel
moulded polystyrol (silver)
monochrome display, touch buttons
external digital
visual and audible
LED ceiling lighting

SmartModule / retrofittable
WiFi/LAN (optional)
4 / wire shelves plastic-coated
60 kg
150 - 180 mm
aluminium handle
mechanical
yes / right, reversible on site
86 / 77 kg

7112570 / 7112568 / 7112566
7113227 / 7113231 / 7113223
9086926
9080023
on request
- / - / 9017743
6145269



FRFvg 5501

Performance

571 / 419 litre
747 / 769 / 1818
620 / 531 / 1460
<div>C</div>
576 kWh
5
M1
+10 °C to +40 °C
R 600a
49 dB(A)
220 - 240V~ / 50 Hz
2.0 A / 250 W
358 kJ/h
forced-air / automatic
+1 °C to +15 °C
GN 2/1, 650 × 530 mm (650 mm wide)
steel / white
steel / white
commercial grade moulded polystyrol
monochrome display, touch buttons
external digital
visual and audible

SmartModule / retrofittable
WiFi/LAN (optional)
4 / wire shelves plastic-coated
60 kg
150 - 180 mm
aluminium handle
mechanical
yes / right, reversible on site
86 / 78 kg

7112570 / 7112568 / 7112566
7113227 / 7113231 / 7113223
9086926
9080023
on request
- / 9017739 / -
6145269



FRFCvg 4001

Perfection

420 / 289 litre
597 / 654 / 1884
460 / 423 / 1642
<div>C</div>
540 kWh
5
M1
+10 °C to +40 °C
R 600a
48 dB(A)
220 - 240V~ / 50 Hz
2.0 A / 240 W
321 kJ/h
forced-air / automatic
-2 °C to +15 °C
stainless steel
stainless steel / stainless steel
moulded polystyrol (silver)
monochrome display, touch buttons
external digital
visual and audible
LED ceiling lighting

SmartModule / retrofittable
WiFi/LAN (optional)
5 / wire shelves plastic-coated
45 kg
aluminium handle
mechanical
yes / right, reversible on site
70 / 65 kg

7112572 / 7113221 / 7113308
7113229 / 7113243 / 7113312
9086926
9080023
9080022
9086924
on request
9006973 / - / -
6145269



FRFvg 4001

Performance

420 / 289 litre
597 / 654 / 1884
460 / 423 / 1660
<div>C</div>
514 kWh
5
M1
+10 °C to +40 °C
R 600a
48 dB(A)
220 - 240V~ / 50 Hz
2.0 A / 240 W
321 kJ/h
forced-air / automatic
+1 °C to +15 °C
steel / white
steel / white
commercial grade moulded polystyrol
monochrome display, touch buttons
external digital
visual and audible

SmartModule / retrofittable
WiFi/LAN (optional)
5 / wire shelves plastic-coated
45 kg
aluminium handle
mechanical
yes / right, reversible on site
70 / 64 kg

7112572 / 7113221 / 7113308
7113229 / 7113243 / 7113312
9086926
9080023
9080022
9086924
on request
- / 9006786 / -
6145269


BlackSteel

Black stainless steel strikingly emphasises the simplistic beauty of pure metal. The BlackSteel surface captivates with its unique vertical polish and refined touches, giving the material ist characteristic sharpness and making it resistant to scratches and fingerprints. So your appliance always remains an eye-catcher.



Starting a manual defrost

Doors left open or evaporating substances can cause ice on the evaporator resulting in temperature fluctuations and higher energy consumption. To clear the appliance from ice, you can also start an automatic defrost manually, restoring optimal storage conditions and lowering energy consumption.



Suitable for Euronorm box (75 cm wide freezers)

Professional appliances for bakeries and the catering industry are specially designed to meet the needs of kitchens and bakeries and are therefore suitable for use with Euronorm boxes.

Gross / net capacity
Exterior dimensions in mm (w / d / h)
Interior dimensions in mm (w / d / h)
Energy efficiency class ¹
Energy consumption in 365 days
Climate class (energy directive)
Temperature class (energy directive)
Ambient temperature range ²
Refrigerant
Sound power level
Voltage / frequency
Connection rating
Rated consumption watts
Heat output
Cooling system
Defrost
Temperature range
Gastronorm
External cabinet finish
Door material / colour
Internal liner material
Type of control
Temperature display
Fault: warning signal
Interior light
Connectivity type / Connectivity solution
Interface
Adjustable shelves
Shelf material
Shelf loading
Height of adjustable feet
Handle
Type of lock
Self-closing door
Door hinges
Gross / net weight

Accessories
Stainless steel / grey / white grid shelf
Stainless steel / grey / white base grid
Castors Ø 80 mm / Ø 100 mm
Adjustable feet, 90 – 120 mm / 150 – 180 mm
Additional lock barrels (up to 5)
Side-by-Side set in grey / black
SmartModule



FFFCvg 6501

Perfection

544 / 378 litre
747 / 769 / 2018
603 / 510 / 1318
<div><div></div><div>B</div></div>
1116 kWh
5
L1
+10 °C to +40 °C
R 290
55 dB(A)
220 – 240V~ / 50 Hz
2.0 A
270 W
771 kJ/h
forced-air
automatic
-9 °C to -26 °C
600 × 400 mm (600 mm wide)
stainless steel
stainless steel / stainless steel
moulded polystyrol (silver)
monochrome display, touch buttons
external digital
visual and audible
LED
SmartModule / retrofittable
WiFi/LAN (optional)
5
wire shelves plastic-coated
60 kg
150 – 180 mm
aluminium handle
mechanical
yes
right, reversible on site
109 / 106 kg

7112592 / 7112588 / 7112590
7113227 / 7113231 / 7113223
9086926 / 9080023

on request
9006973 / –
6145269



FFFCvg 5501

Perfection

472 / 322 litre
747 / 769 / 1818
603 / 510 / 1118
<div><div></div><div>B</div></div>
1007 kWh
5
L1
+10 °C to +40 °C
R 290
55 dB(A)
220 – 240V~ / 50 Hz
2.0 A
270 W
721 kJ/h
forced-air
automatic
-9 °C to -26 °C
600 × 400 mm (600 mm wide)
stainless steel
stainless steel / stainless steel
moulded polystyrol (silver)
monochrome display, touch buttons
external digital
visual and audible
LED
SmartModule / retrofittable
WiFi/LAN (optional)
4
wire shelves plastic-coated
60 kg
150 – 180 mm
aluminium handle
mechanical
yes
right, reversible on site
100 / 92 kg

7112592 / 7112588 / 7112590
7113227 / 7113231 / 7113223
9086926 / 9080023

on request
9017742 / –
6145269

Freezers with dynamic cooling and plastic inner linerr



FFFBvg 5501

Perfection

472 / 322 litre
747 / 769 / 1818
600 / 510 / 1118
<div><div></div><div>B</div></div>
1007 kWh
5
L1
+10 °C to +40 °C
R 290
55 dB(A)
220 – 240V~ / 50 Hz
2.0 A
270 W
721 kJ/h
forced-air
automatic
-9 °C to -26 °C
600 × 400 mm (600 mm wide)
BlackSteel / BlackSteel
BlackSteel / BlackSteel
moulded polystyrol (silver)
monochrome display, touch buttons
external digital
visual and audible
LED
SmartModule / retrofittable
WiFi/LAN (optional)
4
wire shelves plastic-coated
60 kg
150 – 180 mm
aluminium handle
mechanical
yes
right, reversible on site
101 / 92 kg

7112592 / 7112588 / 7112590
7113227 / 7113231 / 7113223
9086926 / 9080023

on request
– / 9017743
6145269



FFFCvg 4001

Perfection

273 / 210 litre
597 / 654 / 1884
420 / 400 / 1400
<div><div></div><div>B</div></div>
698 kWh
5
L1
+10 °C to +40 °C
R 600a
46 dB(A)
220 – 240V~ / 50 Hz
2.0 A
130 W
483 kJ/h
forced-air
automatic
-9 °C to -26 °C
stainless steel
stainless steel / stainless steel
moulded polystyrol (silver)
monochrome display, touch buttons
external digital
visual and audible
LED
SmartModule / retrofittable
WiFi/LAN (optional)
6
wire shelves plastic-coated
45 kg
aluminium handle
mechanical
yes
right, reversible on site
79 / 73 kg

7113420 / 7113418 / 7113416
7112598 / 7112596 / 7112594
9086926 / 9080023
9080022 / 9086924

on request
9006973 / –
6145269



FFFsfg 6501

Performance

Gross / net capacity	573 / 332 litre
Exterior dimensions in mm (w / d / h)	747 / 769 / 2018
Interior dimensions in mm (w / d / h)	580 / 523 / 1609
Energy consumption in 365 days	1170 kWh
Climate class (energy directive)	7
Temperature class (energy directive)	L1
Ambient temperature range ¹	+10 °C to +40 °C
Refrigerant	R 290
Sound power level	49 dB(A)
Voltage / frequency	220 - 240V~ / 50 Hz
Connection rating / Rated consumption watts	2.0 A / 280 W
Heat output	813 kJ/h
Cooling system / Defrost	static / manual
Temperature range	-9 °C to -26 °C
Gastronorm	600 × 400 mm (600 mm wide)
External cabinet finish	steel / white
Door material / colour	steel / white
Internal liner material	commercial grade moulded polystyrol
Type of control	monochrome display, touch buttons
Temperature display	external digital
Fault: warning signal	visual and audible
Interior light	
Number of baskets included	12
Connectivity type / Connectivity solution	SmartModule / retrofittable
Interface	WiFi/LAN (optional)
Shelf material	wire shelves plastic-coated
Shelf loading	60 kg
Height of adjustable feet	150 - 180 mm
Handle	aluminium handle
Type of lock	mechanical
Self-closing door / Door hinges	yes / right, reversible on site
Gross / net weight	118 / 109 kg
Also available with castors	FFFsfg 6501 version 924

Accessories	
Stainless steel / grey / white grid shelf	7112584 / 7112578 / 7112576
Stainless steel / grey / white base grid	7113227 / 7113231 / 7113223
Grey long basket / Grey short basket	9141005 / 9141006
White long basket / White short basket	9141791 / 9141004
Castors Ø 80 mm	9086926
Castors Ø 100 mm	9080023
Adjustable feet, 90 - 120 mm	
Adjustable feet, 150 - 180 mm	
Additional lock barrels (up to 5)	on request
Side-by-Side set in grey / white	- / 9006786
SmartModule	6145269



FFFCsg 5501

Perfection

499 / 289 litre
747 / 769 / 1818
580 / 523 / 1388
1234 kWh
7
L1
+10 °C to +40 °C
R 290
49 dB(A)
220 - 240V~ / 50 Hz
2.0 A / 270 W
713 kJ/h
static / manual
-9 °C to -26 °C
600 × 400 mm (600 mm wide)
stainless steel
stainless steel / stainless steel
moulded polystyrol (silver)
monochrome display, touch buttons
external digital
visual and audible
LED
10
SmartModule / retrofittable
WiFi/LAN (optional)
wire shelves plastic-coated
60 kg
150 - 180 mm
aluminium handle
mechanical
yes / right, reversible on site
106 / 97 kg

7112584 / 7112578 / 7112576
7113227 / 7113231 / 7113223
9141005 / 9141006
9141791 / 9141004
9086926
9080023
on request
9017742 / -
6145269



FFFsfg 5501

Performance

499 / 289 litre
747 / 769 / 1818
580 / 523 / 1388
1234 kWh
7
L1
+10 °C to +40 °C
R 290
49 dB(A)
220 - 240V~ / 50 Hz
2.0 A / 270 W
713 kJ/h
static / manual
-9 °C to -26 °C
600 × 400 mm (600 mm wide)
steel / white
steel / white
commercial grade moulded polystyrol
monochrome display, touch buttons
external digital
visual and audible
10
SmartModule / retrofittable
WiFi/LAN (optional)
wire shelves plastic-coated
60 kg
150 - 180 mm
aluminium handle
mechanical
yes / right, reversible on site
107 / 98 kg

7112584 / 7112578 / 7112576
7113227 / 7113231 / 7113223
9141005 / 9141006
9141791 / 9141004
9086926
9080023
on request
- / 9017739
6145269



FFFCsg 4001

Perfection

316 / 237 litre
597 / 654 / 1884
400 / 408 / 1588
976 kWh
7
L1
+10 °C to +40 °C
R 290
49 dB(A)
220 - 240V~ / 50 Hz
2.0 A / 240 W
613 kJ/h
static / manual
-9 °C to -26 °C
stainless steel
stainless steel / stainless steel
moulded polystyrol (silver)
monochrome display, touch buttons
external digital
visual and audible
LED
SmartModule / retrofittable
WiFi/LAN (optional)
wire shelves plastic-coated
45 kg
aluminium handle
mechanical
yes / right, reversible on site
81 / 74 kg

7112586 / 7112580 / 7112582
7112598 / 7112596 / 7112594
9086926
9080023
9080022
9086924
on request
9006973 / -
6145269



FFFsfg 4001

Performance

316 / 237 litre
597 / 654 / 1884
400 / 408 / 1588
976 kWh
7
L1
+10 °C to +40 °C
R 290
49 dB(A)
220 - 240V~ / 50 Hz
2.0 A / 240 W
613 kJ/h
static / manual
-9 °C to -26 °C
steel / white
steel / white
commercial grade moulded polystyrol
monochrome display, touch buttons
external digital
visual and audible
SmartModule / retrofittable
WiFi/LAN (optional)
wire shelves plastic-coated
45 kg
aluminium handle
mechanical
yes / right, reversible on site
81 / 75 kg

7112586 / 7112580 / 7112582
7112598 / 7112596 / 7112594
9086926
9080023
9080022
9086924
on request
- / 9006786
6145269

Quality right down to the smallest detail

Our fridge-freezer combination for commercial use has two separately controlled cooling circuits with one independent compressor. This enables the temperature in the fridge compartment (from +1 °C to +15 °C) and in the freezer compartment (from -9 °C to -26 °C) to be set individually. Additionally, with the Perfection series’ NoFrost technology, these units are virtually maintenance-free—meaning you’ll never have to defrost again.

No Frost

With professional appliances from Liebherr, defrosting is no longer necessary. Any moisture that occurs is combated by the fan-assisted cooling, and cyclical defrosting phases remove even the last moisture particles out of the interior. For convenient, safe, and ice-free storage.



Convenience at your fingertips

Read out the appliance status from the control panel integrated flush in the door without needing to open it. The menu guidance is self-explanatory and controlled by three touch buttons.

The equipment details shown depend on the model; the description for the respective model applies.

Gross / net capacity	fridge comp.
Gross / net capacity	freezer comp.
Exterior dimensions in mm (w / d / h)	
Interior dimensions in mm (w / d / h)	fridge comp.
Interior dimensions in mm (w / d / h)	freezer comp.
Energy consumption in 365 days	
Climate class (energy directive)	
Temperature class (energy directive)	
Ambient temperature range ¹	
Refrigerant	
Sound power level	
Voltage / frequency	
Connection rating	
Rated consumption watts	
Heat output	
Cooling system	fridge / freezer comp.
Defrost	fridge / freezer comp.
Temperature range	fridge / freezer comp.
External cabinet finish	
Door material / colour	
Internal liner material	
Type of control	
Temperature display	
Fault: warning signal	
Interior light	fridge / freezer comp.
Drawers	
Connectivity type / Connectivity solution	
Interface	
Adjustable shelves	
Shelf material	fridge / freezer comp.
Shelf loading	fridge / freezer comp.
Handle	
Type of lock	
Self-closing door	
Door hinges	
Front frame heating	
Gross / net weight	
Accessories	
Stainless steel / grey / white grid shelf	
Grey base grid / White base grid	
Perforated metal shelf in grey	
Additional lock barrels	
Side-by-Side set in grey	
Side-by-Side set in white	
SmartModule	



FCFCvg 4032
Perfection

279 / 187 litre
110 / 45 litre
597 / 654 / 2044
460 / 423 / 1037
406 / 292 / 614
819 kWh
4
L1/M1
+10 °C to +40 °C
R 600a
48 dB(A)
220 – 240V~ / 50/60 Hz
2.0 A
160 W
430 kJ/h
forced-air / forced-air
automatic / automatic
+1 °C to +15 °C / -9 °C to -26 °C
stainless steel
glass door / stainless steel / stainless steel
moulded polystyrol (silver)
monochrome display, touch buttons
external digital
visual and audible
vertical LED light strip recessed in left wall with separate switch / LED
3
SmartModule / retrofittable
WiFi/LAN (optional)
3
wire shelves plastic-coated
45 kg / 40 kg
aluminium handle
mechanical
yes
right, reversible on site
yes
93 / 87 kg

7112572 / 7113221 / 7113308
7100024 / 7113272
9029023
on request
9027389
6145269



FCFCvg 4002
Perfection

267 / 187 litre
110 / 45 litre
597 / 654 / 2044
460 / 423 / 1037
406 / 292 / 614
457 kWh
5
L1/M1
+10 °C to +40 °C
R 600a
48 dB(A)
220 – 240V~ / 50/60 Hz
2.0 A
140 W
290 kJ/h
forced-air / forced-air
automatic / automatic
+1 °C to +15 °C / -9 °C to -26 °C
stainless steel
stainless steel / stainless steel
moulded polystyrol (silver)
monochrome display, touch buttons
external digital
visual and audible
LED lighting column, left / LED
3
SmartModule / retrofittable
WiFi/LAN (optional)
3
wire shelves plastic-coated
45 kg / 40 kg
aluminium handle
mechanical
yes
right, reversible on site
yes
84 / 78 kg

7112572 / 7113221 / 7113308
7100024 / 7113272
9029023
on request
9027389
6145269



FCFvg 4002
Performance

267 / 187 litre
110 / 45 litre
597 / 654 / 2044
460 / 423 / 1037
406 / 292 / 614
525 kWh
5
L1/M1
+10 °C to +40 °C
R 600a
48 dB(A)
220 – 240V~ / 50/60 Hz
2.0 A
170 W
280 kJ/h
forced-air / static
automatic / manual
+1 °C to +15 °C / -9 °C to -26 °C
steel / white
steel / white
commercial grade moulded polystyrol
monochrome display, touch buttons
external digital
visual and audible
LED ceiling lighting / -
3
SmartModule / retrofittable
WiFi/LAN (optional)
3
wire shelves plastic-coated
45 kg / 40 kg
aluminium handle
mechanical
yes
right, reversible on site
yes
85 / 79 kg

7112572 / 7113221 / 7113308
7100024 / 7113272
on request
9027388
6145269

¹ Indicates the ambient temperature at which the appliance can be safely operated.

The advantages at a glance

Under-worktop

The GGU models with a height of 83 cm can easily be installed under a worktop and are a space-saving and perfect solution, particularly if you have little space.

Visual and acoustic alarm

Visual and acoustic alarms warn of uncontrolled temperature rise, loss of cold air and open doors.

Environmentally friendly coolants

The environmentally refrigerant R 600a, in combination with the highly efficient compressor, is powerful and very energy efficient.

Deep drawn interior liner

The interior liner, deep drawn from one piece of polystyrene, is easy to clean and odour-neutral. Since there are with no sharp corners and the large radii ease cleaning, this enables perfect hygiene.

High-quality cooling components

High-quality cooling components, optimised insulation and sophisticated construction ensure maximum energy efficiency and low operating costs.

Stable locks

Stable locks prevent unwanted access.

Robust door handle

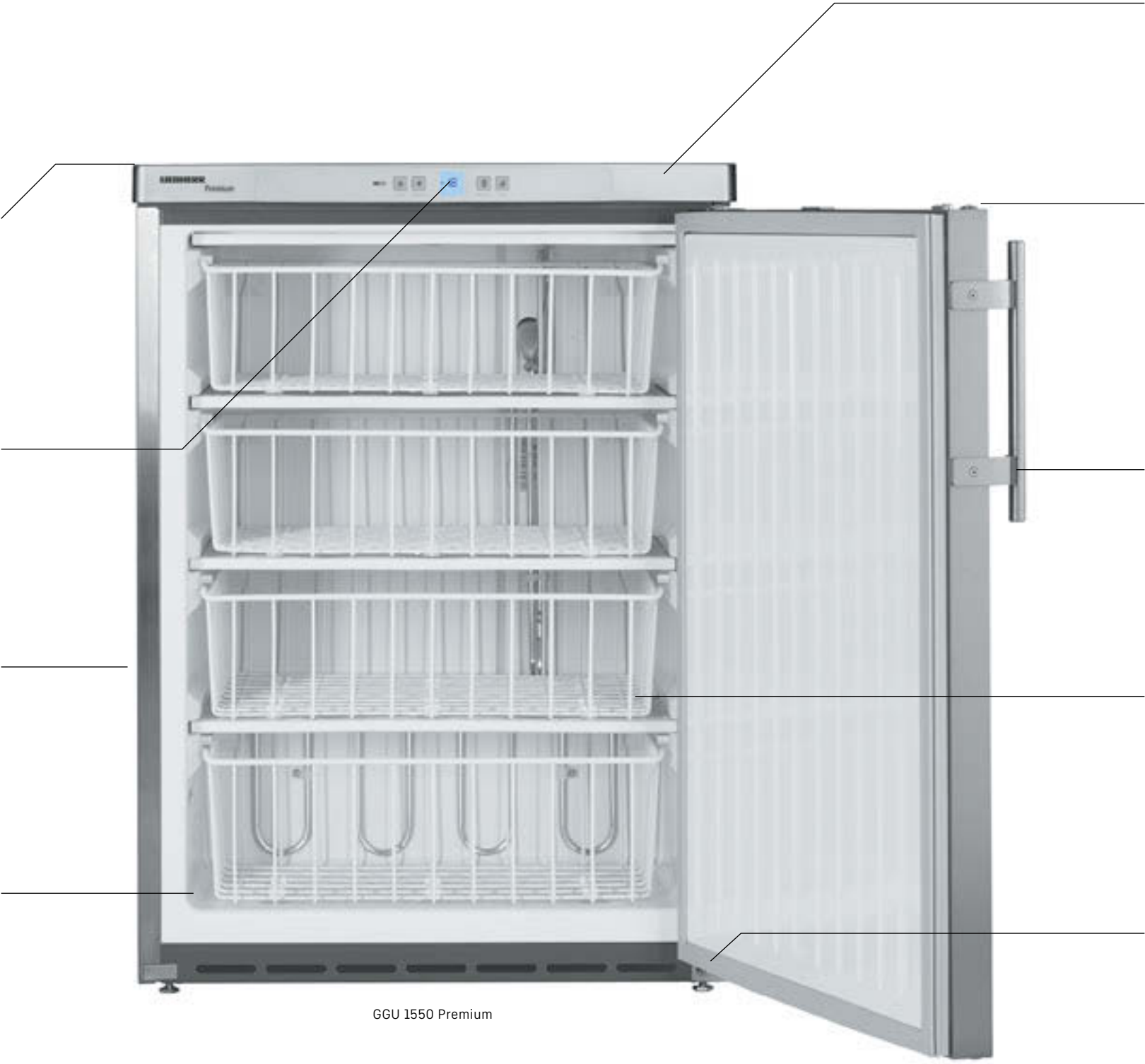
The door handle is designed for frequent use. It is ergonomic and easy to grip with either hand, and it is very easy to clean.

Stable baskets

Stable baskets are easily moved, allow products to be viewed clearly and quickly and enable flexible partitioning of the interior space.

Interchangeable door hinge

The door hinges can be replaced without additional components and allow the appliances to be adapted to a new location.



GGU 1550 Premium

Quality right down to the smallest detail

Liebherr’s under-worktop freezers are real space-savers. When space is limited, the available space must be used as effectively as possible – without compromising the cooling power or the fresh storage of food. In these compact models, the goods are always stored under the best refrigeration conditions, while at the same time, the appliances are very energy efficient and economical.



Under-worktop – and easy to integrate

The appliances can be integrated under a worktop. In this case, the ventilation and extraction on the back of the appliance requires a ventilation cross-section in the worktop of at least 200 cm². Without ventilation grilles, the niche height must be at least 3 cm more than the height of the appliance. The appliances are designed to the specific work heights in catering, at 83 cm.



Energy-efficiency with R 600a

Liebherr appliances are optimised for maximum energy efficiency and low operating costs. The natural and environmentally-friendly R 600a is the only refrigerant used. When used with highly efficient compressors, it is extraordinarily efficient and, with its low global warming potential, future-proof.



Practical baskets

The easy to remove baskets offer a good and easy view of the goods and ensure excellent order in the interior.



GGU 1550
Premium

Gross / net capacity	143 / 133 litre
Exterior dimensions in mm (w / d / h)	600 / 615 / 830
Interior dimensions in mm (w / d / h)	474 / 443 / 676
Energy consumption in 365 days	250 kWh
Climate class (energy directive)	7
Ambient temperature range ¹	+10 °C to +35 °C
Refrigerant	R 600a
Sound power level	45 dB(A)
Voltage / frequency	220 - 240V~ / 50 Hz
Connection rating	0.6 A
Cooling system	static
Defrost	manual
Temperature range	-9 °C to -26 °C
External cabinet finish	stainless steel
Door material / colour	stainless steel / stainless steel
Internal liner material	commercial grade moulded polystyrol
Type of control	LED 7-segment display with buttons
SuperFrost	quantity-controlled
Temperature rise time	24 h
Temperature display	external digital
Fault: warning signal	visual and audible
Drawers	0
Number of baskets included	4
Shelves, freezer compartment	4
Shelf material	evaporator plates
Shelf loading	24 kg
Compartment height in mm	3 × 150, 1 × 170
Handle	stainless steel slimline door handle
Type of lock	mechanical
Door hinges	right, reversible on site
Gross / net weight	42 / 39 kg

Accessories	
Stainless steel stacking kit (FKUv below / top)	7777647
White stacking kit (FKUv below / top)	
Roller bars	9086607
Standard full-depth basket	
Short bottom basket	
Full-depth drawer	9790331
Lock	



GGU 1500
Premium

Gross / net capacity	143 / 133 litre
Exterior dimensions in mm (w / d / h)	600 / 615 / 830
Interior dimensions in mm (w / d / h)	474 / 443 / 676
Energy consumption in 365 days	250 kWh
Climate class (energy directive)	7
Ambient temperature range ¹	+10 °C to +35 °C
Refrigerant	R 600a
Sound power level	45 dB(A)
Voltage / frequency	220 - 240V~ / 50 Hz
Connection rating	0.6 A
Cooling system	static
Defrost	manual
Temperature range	-9 °C to -26 °C
External cabinet finish	steel / white
Door material / colour	steel / white
Internal liner material	commercial grade moulded polystyrol
Type of control	LED 7-segment display with buttons
SuperFrost	quantity-controlled
Temperature rise time	24 h
Temperature display	external digital
Fault: warning signal	visual and audible
Drawers	3
Number of baskets included	1
Shelves, freezer compartment	4
Shelf material	evaporator plates
Shelf loading	24 kg
Compartment height in mm	3 × 150, 1 × 170
Handle	ergonomic slimline handle
Type of lock	mechanical
Door hinges	right, reversible on site
Gross / net weight	41 / 38 kg

Accessories	
Stainless steel stacking kit (FKUv below / top)	
White stacking kit (FKUv below / top)	9876641
Roller bars	9086607
Standard full-depth basket	9141699
Short bottom basket	9141697
Full-depth drawer	
Lock	on request



GGUesf 1405
Premium

Gross / net capacity	143 / 133 litre
Exterior dimensions in mm (w / d / h)	600 / 615 / 830
Interior dimensions in mm (w / d / h)	474 / 443 / 676
Energy consumption in 365 days	265 kWh
Climate class (energy directive)	7
Ambient temperature range ¹	+10 °C to +35 °C
Refrigerant	R 600a
Sound power level	45 dB(A)
Voltage / frequency	220 - 240V~ / 50 Hz
Connection rating	0.6 A
Cooling system	static
Defrost	manual
Temperature range	-15 °C to -32 °C
External cabinet finish	steel / silver
Door material / colour	stainless steel / stainless steel
Internal liner material	commercial grade moulded polystyrol
Type of control	LED 7-segment display with buttons
SuperFrost	time-controlled
Temperature rise time	24 h
Temperature display	external digital
Fault: warning signal	visual and audible
Drawers	0
Number of baskets included	0
Shelves, freezer compartment	4
Shelf material	evaporator plates
Shelf loading	24 kg
Compartment height in mm	3 × 150, 1 × 170
Handle	ergonomic slimline handle
Type of lock	mechanical
Door hinges	right, reversible on site
Gross / net weight	37 / 34 kg

Accessories	
Stainless steel stacking kit (FKUv below / top)	7777647
White stacking kit (FKUv below / top)	
Roller bars	
Standard full-depth basket	9086607
Short bottom basket	9141699
Full-depth drawer	9141697
Lock	9790331

¹ Indicates the ambient temperature at which the appliance can be safely operated.

Refrigerators and freezers GN 2/1 with dynamic cooling, with stainless steel interior and exterior



Side-by-Side set

The Side-by-Side set is easy to fit and enables the convenient use of two or more appliances next to one another and also allows their arrangement in a visually appealing manner. Furthermore, the Side-by-Side set prevents condensation and ice formation between two appliances which, without the Side-by-Side set, would otherwise be positioned next to one another.



Stainless steel shelves

The stainless steel Gastronorm 2/1 shelves are sturdy and have a loading capacity of up to 60 kg.



Shelves grey

The plastic-coated shelves have a loading capacity of up to 60 kg.



Castors Ø 100 mm

The sturdy castors facilitate transport and allow quick cleaning underneath and behind the appliance. A total of four castors including mounting accessories are supplied. Two of the castors also have a locking brake.



Foot pedal opener

If you don't have a hand free, you can conveniently open the door with the foot pedal available as an accessory.



SmartModule

SmartModule connects refrigerators and freezers in a network with Liebherr SmartMonitoring and allows you to use its extensive digital monitoring and documentation functions. In addition, appliances can be integrated into a customer's existing monitoring system via a local API. The small electronic unit with integrated LAN/WiFi is ready to use as soon as it is mounted on the back of the appliance.

Counter fridges with dynamic cooling, with stainless steel interior and exterior



Bearing bracket right / left

Liebherr refrigerator and freezer counters have interchangeable door hinges. All you need for mounting on the opposite side is the correct bearing bracket set. This way, you can always place your counter appliances wherever you want.



Optional castor set Ø100MM (Caster set, 4 pieces)

The sturdy castors (Ø 100 mm) facilitate transport and allow quick cleaning underneath and behind the appliance. A total of four castors including mounting accessories are supplied. Two of the castors also have a locking brake.



Stainless steel grid shelf

Additional shelves provide more space and clarity in your refrigerator or freezer. Made of stainless steel, these high-quality grid shelves not only give you the benefit of additional storage space, but also high quality and durability.



Grey grid shelf

Additional storage space that you can enjoy for a long time: The grid shelf can be flexibly positioned and gives you more space and clarity inside your appliance. With its durable coating, the additional grid shelf is also very robust and easy to clean.

Refrigerators and freezers GN 2/1 with dynamic cooling and plastic inner liner/
Freezers with static cooling and plastic inner liner / fridge-freezers



Stainless steel base grid

With the sturdy base grid, you can also make the most of the appliance floor. Made of stainless steel, it protects the inner liner from scratches and other damage.



White / grey base grid

With the sturdy base grid, you can also make the most of the appliance floor. The grid has an abrasion-resistant coating and protects the inner liner from scratches and other damage.



Castors Ø 100 mm / Castors Ø 80 mm

The sturdy castors (Ø 100 / 80 mm) facilitate transport and allow quick cleaning underneath and behind the appliance. A total of four castors including mounting accessories are supplied. Two of the castors also have a locking brake.



SmartModule

SmartModule connects refrigerators and freezers in a network with Liebherr SmartMonitoring and allows you to use its extensive digital monitoring and documentation functions. In addition, appliances can be integrated into a customer's existing monitoring system via a local API. The small electronic unit with integrated LAN/WiFi is ready to use as soon as it is mounted on the back of the appliance.



Stainless steel grid shelf

Additional shelves provide more space and clarity in your refrigerator or freezer. Made of stainless steel, these high-quality grid shelves not only give you the benefit of additional storage space, but also high quality and durability.



White / grey grid shelf

Additional storage space that you can enjoy for a long time. The grid shelf can be flexibly positioned and gives you more space and clarity inside your appliance. With its durable coating, the additional grid shelf is also very robust and easy to clean.



White / grey wire basket

The spacious wire basket made of coated metal is the perfect place for large, packaged goods. With skids on the bottom, it can be easily placed and moved on racks or glass plates. It provides a lot more space and a better overview of your stored goods.



White / grey wire basket short

The plastic-coated wire basket is very robust, offers a good view of the products inside and with a capacity of 30 litres ensures optimum use of the interior space.



Height-adjustable feet, 90-120 mm


The height-adjustable feet create the necessary clearance for easy cleaning under the appliance. With an individually adjustable height of 90 to 120 mm, they perfectly compensate any unevenness on the floor.

Refrigerators and freezers GN 2/1 with dynamic cooling and plastic inner liner/
Freezers with static cooling and plastic inner liner / fridge-freezers



Height-adjustable feet, 150 – 180 mm

The height-adjustable feet create the necessary clearance for easy cleaning under the appliance. With an individually adjustable height of 150 to 180 mm, they perfectly compensate any unevenness on the floor.



Perforated metal shelf

To ensure that even small items are stored stably in the refrigeration appliances, Liebherr has developed shallow perforated metal shelves especially for this purpose. They are made of coated metal and designed for a maximum load of up to 45 kg. The perforation ensures unhindered air circulation throughout the storage space.



Side-by-side set

Using the side-by-side set, two appliances can be placed next to each other. The required gap between the appliances is maintained, and they are neatly connected by the cover strip. This ensures tidy installation and avoids any condensation or water between the appliances.

On request

Special locking

To protect the stored products from unwanted access, up to 5 additional special locks are available as accessories for the refrigerators and freezers. This way, different locks can be installed on several appliances to so that only the people responsible for a particular appliance have access to it.

Under-worktop freezers



Lock

The appliances are equipped with standard locks. Several appliances can be locked with one key. Additional lock barrels with up to ten different keys are available.



Stacking kit

Where floor space is confined any combination of the GGU(esf) Gastro freezers with fan-assisted cooling is possible with the stacking kit. The advantage: odour and temperature separation on a small footprint. In order to guarantee optimum stability, roller sets must not be fitted to appliances which are installed using a connecting frame. This is only available for individual appliances.



Roller bars

The rollers (diameter 30 mm) make it easy to move the appliance for cleaning. In order to guarantee optimum stability, roller sets must not be fitted to appliances which are installed using a connecting frame. This is only permitted for individual appliances.



Baskets / Baskets short

The plastic-coated wire baskets ensure optimum usage of the interior.



Drawers

The completely enclosed drawers are tough and ideal for storing small frozen food items.



Refrigerators and freezers by Liebherr for bakeries – they even cool when things get heated.

Sensitive ingredients, dough, hot ambient temperatures, and flour dust in the air: everyday work in a bakery is demanding – not only for bakers and confectioners, but also for their refrigerators. These should be reliable, sturdy, easy to operate and easy to clean. Liebherr's bakery appliances are precisely geared towards these requirements. They cool the sensitive goods gently at accurately set temperatures and controllable humidity. The demanding ambient conditions in the bakery have no effect on their constant refrigeration performance and temperature stability. Despite this high performance, they are enormously efficient. Strong compressors in combination with innovative maintenance-free technology ensure low energy and overall operating costs. You will be just as pleased with their well-thought-out functions, which make handling in the bakery easier in daily use.

Refrigerators and freezers

Refrigerators and freezers with stainless-steel inner liner



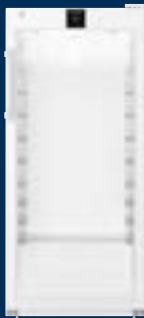
Performance series

Refrigerators and freezers with stainless-steel inner liner



Perfection series

Refrigerators and freezers with plastic inner liner



Performance series

Refrigerators and freezers with stainless-steel inner liner

Performance series

BRPVg/BFPvg	
Environmental conditions*	Ambient temperature +10 °C to +40 °C
Temperature stability	EN 16825
	Refrigerators: -5 °C to +14 °C
	Freezers: -9 °C to -35 °C
	Refrigerators: Class M1
	Freezers: Class L1
	Refrigerators: with 3 humidity zones
Storage safety	Freezers: with NoFrost
	Visual and audible alarms
	Power failure alarm
	Min./max. temperature display
	Self-closing door at < 90°
	Mechanical lock
Features	Monochrome display, touch buttons
	Refrigerators: Euronorm 600 × 800 mm (lengthwise insertion) Euronorm 400 × 600 mm (crosswise insertion)
	Freezers: Euronorm 600 × 800 mm (lengthwise insertion) Euronorm 400 × 600 mm (crosswise insertion)
	Individually adjustable maintenance timer
	Castors as accessories, with adjustable feet as standard
	Inside: Chrome-nickel steel (1.4301 / AISI 304) Outside: powder-coated steel
	Refrigerators and freezers: LED ceiling lighting
	Full-length integrated handle
	Flour-dust filter (optional)
	Connectivity can be retrofitted
Energy consumption	UltraEfficient
	EU directive 2015/1094
Compliance	Safety machinery directive – EN 60335

Perfection series

BRPSvh/BFPSvh	
Ambient temperature +10 °C to +40 °C	
EN 16825	
Refrigerators: -5 °C to +14 °C	
Freezers: -9 °C to -35 °C	
Refrigerators: Class M1	
Freezers: Class L1	
Refrigerators: with 3 humidity zones	
Freezers: with NoFrost	
Visual and audible alarms	
Power failure alarm	
Min./max. temperature display	
Self-closing door at < 90°	
Mechanical lock	
2.4" colour display, Touch & Swipe	
Refrigerators: Euronorm 600 × 800 mm (lengthwise insertion) Euronorm 400 × 600 mm (crosswise insertion)	
Freezers: Euronorm 600 × 800 mm (lengthwise insertion) Euronorm 400 × 600 mm (crosswise insertion)	
Individually adjustable maintenance timer	
Castors as accessories, with adjustable feet as standard	
Inside and outside: chrome-nickel steel (1.4301 / AISI 304)	
Refrigerators and freezers: vertical LED lighting	
Full-length integrated handle	
Flour-dust filter (optional)	
Connectivity	
UltraEfficient	
EU directive 2015/1094	
Safety machinery directive – EN 60335	

* Indicates the ambient temperature at which the appliance can be safely operated.
The series equipment listed above may vary depending on the model. Exact details can be found in the model description.

Refrigerators and freezers with plastic inner liner

Performance series

BRFvg/BFFsg	
Ambient temperature +10 °C to +40 °C	
EN 16825	
Refrigerators: +1 °C to +15 °C	
Freezers: -9 °C to -26 °C	
Refrigerators: Class M1	
Freezers: Class L1	
Refrigerators: with 3 humidity zones	
Freezers: with SmartFrost	
Visual and audible alarms	
Power failure alarm	
Min./max. temperature display	
Self-closing door at < 90°	
Mechanical lock	
Transparent glass (BRFvg 5511)	
Monochrome display, touch buttons	
Refrigerators: Euronorm 600 × 400 mm (crosswise insertion)	
Freezers: Euronorm 600 × 400 mm (crosswise insertion)	
Individually adjustable maintenance timer	
Castors/adjustable feet as accessories	
Evaporator cover (stops items freezing onto inner liner), only for glass door models, optional for insulating door models	
Glass door models: LED ceiling lighting	
Aluminium door handle	
SuperEfficient	
EU directive 2015/1094	
Safety machinery directive – EN 60335	

The advantages at a glance



Easily accessible refrigeration components
The cooling components are integrated very accessibly into the upper area of the machinery compartment, which significantly increases the capacity of the interior. The front can be easily lifted up to facilitate cleaning or servicing. When opened by more than 45° it can be completely detached.

Mechanical lock
All professional Liebherr appliances for bakeries and the catering industry are equipped with a mechanical lock with two keys. This way you can be sure that no unauthorised persons can access your stored goods.

Intuitive menu navigation
Seamlessly integrated in the door, the display shows all the detailed appliance information in various colours. The menu navigation is self-explanatory and is controlled by Touch & Swipe.



Suitable for Euronorm baking trays
The perfect fit: Euronorm baking trays can be perfectly placed onto the robust L-shaped shelf rails and easily removed again. After all, every Liebherr bakery appliance has been explicitly designed to use standardised baking trays.

Stainless steel interior and exterior
The deep-drawn inner liner made from hygienic stainless steel and the seamless stainless steel side panels of the outer housing with insulation layer are also especially easy to clean.

Strong insulation
Insulation with PFC-free cyclopentane foam reduces loss of cold air and makes the appliances more energy-efficient.



Hot defrosting
Needs-controlled, energy-efficient hot gas defrosting ensures fast, fully automatic defrosting in approx. 10 minutes. This reduces temperature fluctuations and the goods are stored under constant conditions.

Wire tube condenser
The wire tube condenser with removable filter is perfectly designed to the conditions in bakeries and confectioners. With minimum maintenance, the cooling power is retained for years.

Power failure info
The power failure info reports when the appliance was temporarily without power and what the maximum temperature was during this time. This allows you to better assess the potential loss of quality.

Flour-dust filter
Easy-to-clean flour dust filter protects the functional parts from flour and dust residues and increases the lifetime of the appliances (available as an accessory).



Self-closing door
To make loading, unloading and cleaning easier, the appliance door stays open if opened by more than 90°. If the opening angle is less than 90°, it closes automatically for safety.

Integrated door handle
Sturdy integrated door handle for convenient operation as well as convenient and easy door opening.

Replaceable door seal
Save time and money: Liebherr's plug-in door seals can be easily replaced. If a seal is damaged, you can replace it yourself without needing any tools at all.

Under-pressure pressure compensation valve
When refrigerator and freezer doors are opened, a vacuum is generated which makes it hard to open the door again. The pressure compensation valve quickly compensates for the under-pressure.

Quality right down to the smallest detail

Our appliances for bakers and confectioners are specifically designed to meet the particular requirements of use in hot bakeries. Their temperature stability provides a high degree of storage reliability. Standardised baking trays (60 cm x 40 cm or 60 cm x 80 cm) can be easily inserted and removed with the sturdy L-shaped shelf rails. Highlights such as the easy-clean flour dust filter or the three selectable humidity zones make these appliances a key ingredient for fresh baked goods.



Electronics with integrated temperature display

The easy-to-operate touch electronics control the energy-saving defrosting function according to the actual need. Via the SmartMonitoring interface, appliances can be connected to external cloud-based monitoring software. The integrated data logger registers and stores the minimum and maximum interior temperature for HACCP-compliant documentation. The electronic system gives out a visual and acoustic alarm in the event of temperature deviations or other problems, protecting your goods.



LED lighting

Even in a dark environment, the LED lighting provides good illumination for the interior. The optimum overview means that the desired product is immediately at hand, the door can be quickly closed again and the interior temperature remains stable. This saves you time looking for things – and above all energy costs. The flush-mounted LED lighting makes cleaning easy.



WiFi/LAN interface

The WiFi/LAN interface enables you to easily connect your appliances with Liebherr SmartMonitoring or existing local systems.



HumidityControl

HumidityControl allows you to adjust the humidity to your needs. For an optimal storage climate and the opportunity to enjoy that freshness for even longer.



Removable notched strips

No chance for flour and dust: The notched strips can be removed and refitted easily and without tools. This makes it especially easy to clean the strips and the smooth inner liner and prevents gathering around the joints.



Convenient handling – practical equipment

For convenient operation, the doors remain open at an opening angle of 90°. This means that large amounts of goods can be easily filled or removed. Under 60°, the doors close by themselves with the aid of the magnetic seal – this prevents unnecessary loss of cold air. The sturdy, optional foot pedal is useful when your hands are full and you need to open the fridge. The deep drawn chromium-nickel-steel inner liner is perfectly designed for inserting bakery trays. Baking trays of 60 cm x 40 cm or 60 cm x 80 cm can be conveniently inserted with the adjustable L-shaped shelf rails, depending on the appliance size.



Optimal cooling power – everywhere

The appliances are designed for ambient temperatures of +10 °C to +40 °C. This makes them ideal for use in a hot bakery or in stores – they always provide optimum cooling power. In order to meet the demanding practical requirements with numerous door opening cycles, the cooling system and components are optimally coordinated.



Flour dust filter

Easy-to-clean flour dust filter protects the functional parts from flour and dust residues and increases the lifetime of the appliances (available as an accessory).



BRPSvh 8401

Perfection

Gross / net capacity	854 / 700 litre
Exterior dimensions in mm (w / d / h)	787 / 1017 / 2115
Interior dimensions in mm (w / d / h)	607 / 800 / 1504
Energy efficiency class ¹	<div><div></div><div>A</div></div>
Energy consumption in 365 days	371 kWh
Climate class (energy directive)	5
Temperature class (energy directive)	M1
Ambient temperature range ²	+10 °C to +40 °C
Refrigerant	R 290
Sound power level	60 dB(A)
Voltage / frequency	220 - 240V~ / 50 Hz
Connection rating	4.0 A
Rated consumption watts	220 W
Heat output	350 kJ/h
Cooling system	forced-air
Defrost	automatic
Temperature range	-5 °C to +14 °C
Bakery standard	600 × 800 mm (600 mm wide)
External cabinet finish	Chrome-nickel steel (1.4301 / AISI 304) / stainless steel
Door material / colour	Chrome-nickel steel (1.4301 / AISI 304) / stainless steel
Internal liner material	Chrome-nickel steel (1.4301 / AISI 304)
Type of control	2.4" touch & swipe colour display
Temperature display	external digital
Fault: warning signal	visual and audible
Interior light	LED lighting column, left
Connectivity type / Connectivity solution	SmartModule / integrated, removable
Interface	WiFi/LAN
Adjustable shelves	25
Shelf material	Chrome-nickel steel trayslides, L-shaped (1.4301 / AISI 304)
Shelf loading	60 kg
Height of adjustable feet	115-175 mm
Handle	full-length integrated handle
Type of lock	mechanical
Self-closing door	yes
Door hinges	right, reversible on site
Gross / net weight	162 / 144 kg

Accessories	
L-shaped trayslide, right	7745106
L-shaped trayslides, left	7745104
Castors Ø 100 mm	9597828
Foot pedal opener	9597617
Flour-dust filter	9596984
Side-by-Side set in grey / white	9597778 / -
SmartModule	



BRPvg 8401

Performance

Gross / net capacity	854 / 700 litre
Exterior dimensions in mm (w / d / h)	787 / 1017 / 2115
Interior dimensions in mm (w / d / h)	607 / 800 / 1504
Energy efficiency class ¹	<div><div></div><div>A</div></div>
Energy consumption in 365 days	371 kWh
Climate class (energy directive)	5
Temperature class (energy directive)	M1
Ambient temperature range ²	+10 °C to +40 °C
Refrigerant	R 290
Sound power level	60 dB(A)
Voltage / frequency	220 - 240V~ / 50 Hz
Connection rating	4.0 A
Rated consumption watts	220 W
Heat output	350 kJ/h
Cooling system	forced-air
Defrost	automatic
Temperature range	-5 °C to +14 °C
Bakery standard	600 × 800 mm (600 mm wide)
External cabinet finish	steel / white
Door material / colour	steel / white
Internal liner material	Chrome-nickel steel (1.4301 / AISI 304)
Type of control	monochrome display, touch buttons
Temperature display	external digital
Fault: warning signal	visual and audible
Interior light	LED ceiling lighting
Connectivity type / Connectivity solution	SmartModule / retrofittable
Interface	WiFi/LAN (optional)
Adjustable shelves	20
Shelf material	Chrome-nickel steel trayslides, L-shaped (1.4301 / AISI 304)
Shelf loading	60 kg
Height of adjustable feet	115-175 mm
Handle	full-length integrated handle
Type of lock	mechanical
Self-closing door	yes
Door hinges	right, reversible on site
Gross / net weight	159 / 141 kg

Accessories	
L-shaped trayslide, right	7745106
L-shaped trayslides, left	7745104
Castors Ø 100 mm	9597828
Foot pedal opener	9597617
Flour-dust filter	9596984
Side-by-Side set in grey / white	- / 9597677
SmartModule	6145269



BRPSvh 6501

Perfection

Gross / net capacity	602 / 380 litre
Exterior dimensions in mm (w / d / h)	697 / 867 / 2115
Interior dimensions in mm (w / d / h)	407 / 650 / 1504
Energy efficiency class ¹	<div><div></div><div>B</div></div>
Energy consumption in 365 days	355 kWh
Climate class (energy directive)	5
Temperature class (energy directive)	M1
Ambient temperature range ²	+10 °C to +40 °C
Refrigerant	R 290
Sound power level	60 dB(A)
Voltage / frequency	220 - 240V~ / 50 Hz
Connection rating	4.0 A
Rated consumption watts	220 W
Heat output	305 kJ/h
Cooling system	forced-air
Defrost	automatic
Temperature range	-5 °C to +14 °C
Bakery standard	400 × 600 mm (400 mm wide)
External cabinet finish	Chrome-nickel steel (1.4301 / AISI 304) / stainless steel
Door material / colour	Chrome-nickel steel (1.4301 / AISI 304) / stainless steel
Internal liner material	Chrome-nickel steel (1.4301 / AISI 304)
Type of control	2.4" touch & swipe colour display
Temperature display	external digital
Fault: warning signal	visual and audible
Interior light	LED lighting column, left
Connectivity type / Connectivity solution	SmartModule / integrated, removable
Interface	WiFi/LAN
Adjustable shelves	20
Shelf material	Chrome-nickel steel trayslides, L-shaped (1.4301 / AISI 304)
Shelf loading	60 kg
Height of adjustable feet	115-175 mm
Handle	full-length integrated handle
Type of lock	mechanical
Self-closing door	yes
Door hinges	right, reversible on site
Gross / net weight	144 / 126 kg

Accessories	
L-shaped trayslide, right	7745102
L-shaped trayslides, left	7745100
Castors Ø 100 mm	9597828
Foot pedal opener	9597617
Flour-dust filter	9596984
Side-by-Side set in grey / white	9597778 / -
SmartModule	



BRPvg 6501

Performance

Gross / net capacity	602 / 380 litre
Exterior dimensions in mm (w / d / h)	697 / 867 / 2115
Interior dimensions in mm (w / d / h)	407 / 650 / 1504
Energy efficiency class ¹	<div><div></div><div>B</div></div>
Energy consumption in 365 days	355 kWh
Climate class (energy directive)	5
Temperature class (energy directive)	M1
Ambient temperature range ²	+10 °C to +40 °C
Refrigerant	R 290
Sound power level	60 dB(A)
Voltage / frequency	220 - 240V~ / 50 Hz
Connection rating	4.0 A
Rated consumption watts	220 W
Heat output	305 kJ/h
Cooling system	forced-air
Defrost	automatic
Temperature range	-5 °C to +14 °C
Bakery standard	400 × 600 mm (400 mm wide)
External cabinet finish	steel / white
Door material / colour	steel / white
Internal liner material	Chrome-nickel steel (1.4301 / AISI 304)
Type of control	monochrome display, touch buttons
Temperature display	external digital
Fault: warning signal	visual and audible
Interior light	LED ceiling lighting
Connectivity type / Connectivity solution	SmartModule / retrofittable
Interface	WiFi/LAN (optional)
Adjustable shelves	20
Shelf material	Chrome-nickel steel trayslides, L-shaped (1.4301 / AISI 304)
Shelf loading	60 kg
Height of adjustable feet	115-175 mm
Handle	full-length integrated handle
Type of lock	mechanical
Self-closing door	yes
Door hinges	right, reversible on site
Gross / net weight	143 / 126 kg

Accessories	
L-shaped trayslide, right	7745102
L-shaped trayslides, left	7745100
Castors Ø 100 mm	9597828
Foot pedal opener	9597617
Flour-dust filter	9596984
Side-by-Side set in grey / white	- / 9597677
SmartModule	6145269

Freezers for bakery trays with dynamic cooling, and stainless-steel inner liner



BFPSh 8401

Perfection

Gross / net capacity	854 / 700 litre
Exterior dimensions in mm (w / d / h)	787 / 1017 / 2115
Interior dimensions in mm (w / d / h)	607 / 800 / 1504
Energy efficiency class ¹	<div><div></div><div>A</div></div>
Energy consumption in 365 days	1209 kWh
Climate class (energy directive)	5
Temperature class (energy directive)	L1
Ambient temperature range ²	+10 °C to +40 °C
Refrigerant	R 290
Sound power level	60 dB(A)
Voltage / frequency	220 - 240V~ / 50 Hz
Connection rating	4.0 A
Rated consumption watts	610 W
Heat output	1110 kJ/h
Cooling system	forced-air
Defrost	automatic
Temperature range	-9 °C to -35 °C
Bakery standard	600 × 800 mm (600 mm wide)
External cabinet finish	Chrome-nickel steel (1.4301 / AISI 304) / stainless steel
Door material / colour	Chrome-nickel steel (1.4301 / AISI 304) / stainless steel
Internal liner material	Chrome-nickel steel (1.4301 / AISI 304)
Type of control	2.4" touch & swipe colour display
Temperature display	external digital
Fault: warning signal	visual and audible
Interior light	LED lighting column, left
Connectivity type / Connectivity solution	SmartModule / integrated, removable
Interface	WiFi/LAN
Adjustable shelves	25
Shelf material	Chrome-nickel steel trayslides, L-shaped (1.4301 / AISI 304)
Shelf loading	60 kg
Height of adjustable feet	115-175 mm
Handle	full-length integrated handle
Type of lock	mechanical
Self-closing door	yes
Door hinges	right, reversible on site
Gross / net weight	165 / 155 kg

Accessories	
L-shaped trayslide, right	7745106
L-shaped trayslides, left	7745104
Castors Ø 100 mm	9597828
Foot pedal opener	9597617
Flour-dust filter	9596984
Side-by-Side set in grey / white	9597778 / -
SmartModule	



BFPvg 8401

Performance

Gross / net capacity	854 / 700 litre
Exterior dimensions in mm (w / d / h)	787 / 1017 / 2115
Interior dimensions in mm (w / d / h)	607 / 800 / 1504
Energy efficiency class ¹	<div><div></div><div>B</div></div>
Energy consumption in 365 days	1302 kWh
Climate class (energy directive)	5
Temperature class (energy directive)	L1
Ambient temperature range ²	+10 °C to +40 °C
Refrigerant	R 290
Sound power level	60 dB(A)
Voltage / frequency	220 - 240V~ / 50 Hz
Connection rating	4.0 A
Rated consumption watts	610 W
Heat output	1110 kJ/h
Cooling system	forced-air
Defrost	automatic
Temperature range	-9 °C to -35 °C
Bakery standard	600 × 800 mm (600 mm wide)
External cabinet finish	steel / white
Door material / colour	steel / white
Internal liner material	Chrome-nickel steel (1.4301 / AISI 304)
Type of control	monochrome display, touch buttons
Temperature display	external digital
Fault: warning signal	visual and audible
Interior light	LED ceiling lighting
Connectivity type / Connectivity solution	SmartModule / retrofittable
Interface	WiFi/LAN (optional)
Adjustable shelves	20
Shelf material	Chrome-nickel steel trayslides, L-shaped (1.4301 / AISI 304)
Shelf loading	60 kg
Height of adjustable feet	115-175 mm
Handle	full-length integrated handle
Type of lock	mechanical
Self-closing door	yes
Door hinges	right, reversible on site
Gross / net weight	168 / 150 kg

Accessories	
L-shaped trayslide, right	7745106
L-shaped trayslides, left	7745104
Castors Ø 100 mm	9597828
Foot pedal opener	9597617
Flour-dust filter	9596984
Side-by-Side set in grey / white	- / 9597677
SmartModule	6145269

Freezers for bakery trays with dynamic cooling, and stainless-steel inner liner



BFPSh 6501

Perfection

Gross / net capacity	602 / 380 litre
Exterior dimensions in mm (w / d / h)	697 / 867 / 2115
Interior dimensions in mm (w / d / h)	407 / 650 / 1504
Energy efficiency class ¹	<div><div></div><div>B</div></div>
Energy consumption in 365 days	1150 kWh
Climate class (energy directive)	5
Temperature class (energy directive)	L1
Ambient temperature range ²	+10 °C to +40 °C
Refrigerant	R 290
Sound power level	60 dB(A)
Voltage / frequency	220 - 240V~ / 50 Hz
Connection rating	4.0 A
Rated consumption watts	610 W
Heat output	975 kJ/h
Cooling system	forced-air
Defrost	automatic
Temperature range	-9 °C to -35 °C
Bakery standard	400 × 600 mm (400 mm wide)
External cabinet finish	Chrome-nickel steel (1.4301 / AISI 304) / stainless steel
Door material / colour	Chrome-nickel steel (1.4301 / AISI 304) / stainless steel
Internal liner material	Chrome-nickel steel (1.4301 / AISI 304)
Type of control	2.4" touch & swipe colour display
Temperature display	external digital
Fault: warning signal	visual and audible
Interior light	LED lighting column, left
Connectivity type / Connectivity solution	SmartModule / integrated, removable
Interface	WiFi/LAN
Adjustable shelves	20
Shelf material	Chrome-nickel steel trayslides, L-shaped (1.4301 / AISI 304)
Shelf loading	60 kg
Height of adjustable feet	115-175 mm
Handle	full-length integrated handle
Type of lock	mechanical
Self-closing door	yes
Door hinges	right, reversible on site
Gross / net weight	150 / 133 kg

Accessories	
L-shaped trayslide, right	7745102
L-shaped trayslides, left	7745100
Castors Ø 100 mm	9597828
Foot pedal opener	9597617
Flour-dust filter	9596984
Side-by-Side set in grey / white	9597778 / -
SmartModule	



BFPvg 6501

Performance

Gross / net capacity	602 / 380 litre
Exterior dimensions in mm (w / d / h)	697 / 867 / 2115
Interior dimensions in mm (w / d / h)	407 / 650 / 1504
Energy efficiency class ¹	<div><div></div><div>C</div></div>
Energy consumption in 365 days	1209 kWh
Climate class (energy directive)	5
Temperature class (energy directive)	L1
Ambient temperature range ²	+10 °C to +40 °C
Refrigerant	R 290
Sound power level	60 dB(A)
Voltage / frequency	220 - 240V~ / 50 Hz
Connection rating	4.0 A
Rated consumption watts	610 W
Heat output	975 kJ/h
Cooling system	forced-air
Defrost	automatic
Temperature range	-9 °C to -35 °C
Bakery standard	400 × 600 mm (400 mm wide)
External cabinet finish	steel / white
Door material / colour	steel / white
Internal liner material	Chrome-nickel steel (1.4301 / AISI 304)
Type of control	monochrome display, touch buttons
Temperature display	external digital
Fault: warning signal	visual and audible
Interior light	LED ceiling lighting
Connectivity type / Connectivity solution	SmartModule / retrofittable
Interface	WiFi/LAN (optional)
Adjustable shelves	20
Shelf material	Chrome-nickel steel trayslides, L-shaped (1.4301 / AISI 304)
Shelf loading	60 kg
Height of adjustable feet	115-175 mm
Handle	full-length integrated handle
Type of lock	mechanical
Self-closing door	yes
Door hinges	right, reversible on site
Gross / net weight	156 / 137 kg

Accessories	
L-shaped trayslide, right	7745102
L-shaped trayslides, left	7745100
Castors Ø 100 mm	9597828
Foot pedal opener	9597617
Flour-dust filter	9596984
Side-by-Side set in grey / white	- / 9597677
SmartModule	6145269

1 As per EU Regulation 2015/1094-IV.
2 Indicates the ambient temperature at which the appliance can be safely operated.

The advantages at a glance

Clear appliance information

All appliance information such as the model designation or serial and service number can be read off the display. That saves you time looking or even clearing the interior to find the label.

LED ceiling lighting

Even in a dark environment, the LED ceiling lighting provides good illumination of the interior. This not only saves time looking for what you want, but above all, cuts energy costs.

Temperature range +1 °C/+15 °C

Liebherr appliances for bakeries and the catering industry have an impressively stable temperature range between +1 °C and +15 °C – ensuring fresh and delicious food for even longer.



Self-closing door

To make loading, unloading and cleaning easier, the appliance door stays open if opened by more than 90°. If the opening angle is less than 90°, it closes automatically.

Temperature stability meets the requirements of DIN EN 16825:2015

Liebherr refrigerators have an impressively stable temperature ranging between -1°C and 5°C. This not only maintains the storage climate, but also the value of your goods and ingredients.

Food-safe interior

All materials used in Liebherr appliances for bakeries and the catering industry are food-safe and ideally suitable for storing unpackaged foods.

Power failure info

The power failure info reports when the appliance was temporarily without power and what the maximum temperature was during this time. This allows you to better assess the potential loss of quality.

Interchangeable door hinge

The door hinge comes fitted on the right side but can easily be changed to the left without any additional parts. This allows you maximum freedom when choosing your installation location.



Mechanical lock

All professional Liebherr appliances for bakeries and the catering industry are equipped with a mechanical lock with two keys. This way you can be sure that no unauthorised persons can access your stored goods.

Ergonomic slimline door handle

The door handle is designed for frequent use. It is ergonomic and easy to grip with either hand, and it is very easy to clean.

Replaceable door seal

Save time and money: Liebherr's plug-in door seals can be easily replaced. If a seal is damaged, you can replace it yourself without needing any tools at all.

Smart Frost

SmartFrost greatly reduces the frost build-up in the interior and on the stored food. Defrosting is required less often because the foam-insulated evaporator ensures even and energy efficient cooling.



Suitable for Euronorm baking trays

The perfect fit: Euronorm baking trays can be perfectly placed onto the robust L-shaped shelf rails and easily removed again. After all, every Liebherr bakery appliance has been explicitly designed to use standardised baking trays.



Liebherr UI & Connectivity Ready

Convenience at your fingertips: Read out the appliance status from the control panel integrated flush in the door without needing to open it. The menu guidance is self-explanatory and controlled by three touch buttons. The retrofittable WiFi/LAN interface connects appliances to external systems.



HumidityControl

The perfect climate conditions can only be created with the correct combination of temperature and humidity. HumidityControl allows you to adjust the humidity to your needs. For an optimal storage climate and the opportunity to enjoy that freshness for even longer.

BRFvg 5511 Performance

The equipment details shown depend on the model; the description for the respective model applies.



BRFvg 5511

Performance

Gross / net capacity	533 / 360 litre
Exterior dimensions in mm (w / d / h)	747 / 769 / 1684
Interior dimensions in mm (w / d / h)	606 / 468 / 1371
Energy efficiency class ¹	<div><div></div><div>D</div></div>
Energy consumption in 365 days	881 kWh
Climate class (energy directive)	4
Temperature class (energy directive)	M1
Ambient temperature range ²	+10 °C to +40 °C
Refrigerant	R 600a
Sound power level	49 dB(A)
Voltage / frequency	220 - 240V~ / 50 Hz
Connection rating	2.0 A
Rated consumption watts	250 W
Heat output	504 kJ/h
Cooling system	forced-air
Defrost	automatic
Temperature range	+1 °C to +15 °C
Bakery standard	600 × 400 mm (600 mm wide)
External cabinet finish	steel / white
Door material / colour	Insulated glass door with plastic frame / white
Internal liner material	commercial grade moulded polystyrol
Type of control	monochrome display, touch buttons
Temperature display	external digital
Fault: warning signal	visual and audible
Interior light	LED ceiling lighting, separate connection and dimmable
Connectivity type / Connectivity solution	SmartModule / retrofittable
Interface	WiFi/LAN (optional)
Shelf material	Chrome-nickel steel trayslides, L-shaped (1.4301 / AISI 304)
Shelf loading	60 kg
Handle	aluminium handle
Type of lock	mechanical
Self-closing door	yes
Door hinges	right, reversible on site
Gross / net weight	103 / 96 kg
Accessories	
L-shaped trayslide, right	9006231
L-shaped trayslides, left	9006229
Castors Ø 80 mm	9086926
Castors Ø 100 mm	9080023
Adjustable feet, 90 – 120 mm	9080022
Adjustable feet, 150 – 180 mm	9086924
Additional lock barrels (up to 5)	on request
Side-by-Side set in white	9017739
SmartModule	6145269



BRFvg 5501

Performance

496 / 361 litre
747 / 769 / 1684
606 / 468 / 1388
<div><div></div><div>C</div></div>
443 kWh
5
M1
+10 °C to +40 °C
R 600a
49 dB(A)
220 - 240V~ / 50 Hz
2.0 A
230 W
196 kJ/h
forced-air
automatic
+1 °C to +15 °C
600 × 400 mm (600 mm wide)
steel / white
steel / white
commercial grade moulded polystyrol
monochrome display, touch buttons
external digital
visual and audible
SmartModule / retrofittable
WiFi/LAN (optional)
Chrome-nickel steel trayslides, L-shaped (1.4301 / AISI 304)
60 kg
aluminium handle
mechanical
yes
right, reversible on site
86 / 79 kg
9006231
9006229
9086926
9080023
9080022
9086924
on request
9017739
6145269

1 As per EU Regulation 2015/1094-IV.
2 Indicates the ambient temperature at which the appliance can be safely operated.



BFFsg 5501

Performance

496 / 402 litre
747 / 769 / 1683
606 / 468 / 1388
1241 kWh
7
L1
+10 °C to +40 °C
R 290
49 dB(A)
220 - 240V~ / 50 Hz
2.0 A
260 W
767 kJ/h
static
manual
-9 °C to -26 °C
600 × 400 mm (600 mm wide)
steel / white
steel / white
commercial grade moulded polystyrol
monochrome display, touch buttons
external digital
visual and audible
SmartModule / retrofittable
WiFi/LAN (optional)
Chrome-nickel steel trayslides, L-shaped (1.4301 / AISI 304)
60 kg
aluminium handle
mechanical
yes
right, reversible on site
93 / 87 kg
9006231
9006229
9086926
9080023
9080022
9086924
on request
9017739
6145269

Refrigerators and freezers for bakery trays with dynamic cooling, with stainless steel inner liner



L-shaped trayslides

Additional L-shaped trayslides (60 cm x 40 cm) are available.



Castors Ø 100 mm

The sturdy castors facilitate transport and allow quick cleaning underneath and behind the appliance. A total of four castors including mounting accessories are supplied. Two of the castors also have a locking brake.



Foot pedal opener

If you don't have a hand free, you can conveniently open the door with the foot pedal opener available as an accessory.



Flour-dust filter

The flour-dust filter protects refrigeration components from dust deposits, for example caused by floured dough, avoiding potentially costly service calls. After installation, the integrated metal filter mat can be removed and cleaned without any tools. Can be cleaned in a dishwasher at 50°C.



Side-by-Side set

The Side-by-Side set is easy to fit and enables the convenient use of two or more appliances next to one another and also allows their arrangement in a visually appealing manner. Furthermore, the Side-by-Side set prevents condensation and ice formation between two appliances which, without the Side-by-Side set, would otherwise be positioned next to one another.



SmartModule

SmartModule connects refrigerators and freezers in a network with Liebherr SmartMonitoring and allows you to use its extensive digital monitoring and documentation functions. In addition, appliances can be integrated into a customer's existing monitoring system via a local API. The small electronic unit with integrated LAN/WiFi is ready to use as soon as it is mounted on the back of the appliance.

Refrigerators and freezers for bakery trays with plastic inner liner



L-shaped trayslides

Additional L-shaped trayslides (60 cm x 40 cm) are available.



Castors Ø 100 mm / Castors Ø 80 mm

The sturdy castors (Ø 100 / 80 mm) facilitate transport and allow quick cleaning underneath and behind the appliance. A total of four castors including mounting accessories are supplied. Two of the castors also have a locking brake.



Height-adjustable feet, 150 – 180 mm

The height-adjustable feet create the necessary clearance for easy cleaning under the appliance. With an individually adjustable height of 150 to 180 mm, they perfectly compensate any unevenness on the floor.



Height-adjustable feet, 90-120 mm

The height-adjustable feet create the necessary clearance for easy cleaning under the appliance. With an individually adjustable height of 90 to 120 mm, they perfectly compensate any unevenness on the floor.



Side-by-Side set

Using the Side-by-Side set, two appliances can be placed next to each other. The required gap between the appliances is maintained, and they are neatly connected by the cover strip. This ensures tidy installation and avoids any condensation or water between the appliances.



SmartModule

SmartModule connects refrigerators and freezers in a network with Liebherr SmartMonitoring and allows you to use its extensive digital monitoring and documentation functions. In addition, appliances can be integrated into a customer's existing monitoring system via a local API. The small electronic unit with integrated LAN/WiFi is ready to use as soon as it is mounted on the back of the appliance.

On request

Special locking

To protect the stored products from unwanted access, up to 5 additional special locks are available as accessories for the refrigerators and freezers. This way, different locks can be installed on several appliances so that only the people responsible for a particular appliance have access to it.



Beverage coolers by Liebherr – quench your thirst for more.

Cool beverages are always in fashion. It is therefore all the more important not only to cool them perfectly but also to place them in the best light. The beverage coolers by Liebherr are specially designed for this. Large glass fronts and room-filling LED lighting provide the perfect setting for your bottles and cans, whetting the appetite for refreshment. Easily height-adjustable and versatile grid shelves allow you to use every centimetre of the appliance.

Brands and goods can be presented effectively by individual branding and design options. The high energy efficiency and extreme longevity of the appliance and their individual components pay off permanently in the overall operating costs. A further plus for sustainability: the use of environmentally friendly refrigerants.

Increase the awareness of your brand.

Whether it is in your individually designed brand look or with special features: Liebherr appliances fulfil virtually every requirement. The broad selection of models and a versatile accessory range make it easy to find the ideal solution for every purpose.

Direct digital printing:
How to inspire customers with your brands.

A wide range of possibilities: Direct digital printing allows your advertising message or motif to be printed directly onto the housing. It enables you to expertly draw attention to your company or your brands, whether in the form of a realistic photographic representation of the product, an artistic motif or a perfectly presented company logo. We can also produce in small quantities – completely custom-made. We use the CMYK colour model, the currently standard system for digital four-colour printing.



Closed rear wall

The closed rear wall which is available as an option (depending on the version) makes the appliance ideal for freestanding use. It blends in more harmoniously with its surroundings when installed, and also gives you the option of placing advertising messages across the entire surface of the appliance.

360° presentation

Thanks to the 360° design options, you can communicate creative and effective messages over the entire surface of the appliance, whether with a photo-realistic representation of your product, an artistic motif or a perfectly presented company logo.

Benefits at a glance:

- Visual refinement of the appliances using colour brilliance, high resolution, depth of field and three-dimensional rendition.
- Individual and flexible design for effective advertising messages
- Increase brand awareness and increase turnover
- 180° branding: The design is printed directly onto the surface with an exact fit and over the entire surface, and is guided over the edges of the appliance
- Easy to clean, and resistant to both scratches and UV light
- Available in small quantities
- Resilient branding: neither accidental nor intentional removal is possible
- To protect the design: The appliance is delivered with foil

Putting your branding in the right light



Individual colour scheme

Design your appliance as you like! The exceptional branding options of direct digital printing allow us to individually customise appliances at the factory in the style specified by the customer.



Label

This widely used technique involves applying the desired subject onto a suitable adhesive label (mostly PVC film), depending on the number of pieces and motif. This is fitted accurately onto the foamed chest or fridge housing.



Glass door branding

The design of the glass door can be customised using adhesive labels. These are also available as “non-permanent” labels which can be easily removed at any time, leaving no residue. Alternatively, the screen printing process offers the possibility of applying the motif to the inside of the glass – between two panes of glass. This not only ensures that the print is durable, but also guarantees that finely detailed motifs are implemented correctly and that high quality is maintained for larger quantities.



LED lighting integrated into the glass door

An individual motif can be engraved into the glass door and then illuminated. Only the motif is illuminated, which makes it particularly stand out. The engraving is located between the two insulated glass panes (available with the FKv 50 and FKv 30).



Lenticular methods



3D effect

3D branding

3D branding gives an appliance an extraordinarily attractive appearance and gives creative imagery brand new possibilities. High quality adhesive labels can be printed in 3D using a special method called lenticular printing. We also use different levels and layers of printing on the glazing, which, combined with the right backlighting, produce a 3D effect. This makes every appliance an eye-catcher in its own right and activates the impulse to buy.




Refrigerators



Premium/PremiumPlus



Performance series



Perfection series

Premium/PremiumPlus

FKv/FKUv/FKDv

Performance series

MRFvc/MRFvd/MRFec

Perfection series

MRFvg

Environmental conditions

CC2

Appliances with foamed door: CC3

Appliances with foamed door: CC3

Temperature stability

EN 16902

EN 16902

EN 16902

+1 °C to +15 °C/+2 °C to +12 °C

+2 °C to +9 °C/+1 °C to +15 °C

-2 °C to +15 °C

Storage safety

Class K4

Class K4

Class K4

Self-closing door (except FKv)

Self-closing door < 90°

Visual and audible alarms

Mechanical lock (except FKDv 4513)

Mechanical lock (except MRFec models)

Self-closing door < 90°

Features

Analogue thermometer/digital thermometer/
electric control with 7-segment display

Analogue thermometer/digital thermometer

Monochrome display, touch buttons

Analogue control

Analogue control

Commercial grade moulded polystyrol

Castors/adjustable feet as accessory

Energy management system

Glass door appliances: LED lighting

Glass door appliances: LED lighting

Glass door appliances: double-sided vertical
LED lighting

MRFvd appliances with foamed door:
LED ceiling lighting

Appliances with foamed door:
LED ceiling lighting

Bar handle (except FKv)

Recessed grip

Recessed grip

Energy consumption

SuperEfficient

SuperEfficient

SuperEfficient

EU directive 2019/2018 – bottle cooler

EU directive 2019/2018 – bottle cooler

EU directive 2019/2018 – bottle cooler

Compliance

Safety machinery directive – EN 60335

Safety machinery directive – EN 60335

Safety machinery directive – EN 60335

The advantages at a glance

Dynamic cooling system

The dynamic cooling system (with fan) cools freshly stored beverages within a very short amount of time to the optimal drinking temperature and ensures a constant temperature in the interior.

Deep drawn plastic inner liner

The deep drawn plastic inner liner is odour-neutral, very sturdy, long-lasting and offers perfect hygiene due to large, easy to clean corner radii.

Housing made of powder-coated steel sheet

The housing made of powder-coated steel sheet is designed without gaps and therefore extremely robust, impact-resistant and easy to clean. The high drawn side walls can be individually designed according to customer wishes and used for branding purposes.

RoHS and WEEE conformity

RoHS and WEEE conformity due to the use of environmentally friendly materials in combination with optimal recyclability.

PFC-free coolant

The natural and PFC-free refrigerant R 600a is environmentally friendly and, in combination with powerful compressors, very energy efficient.

Highly dampening insulation

The highly dampening insulation reduces the energy consumption and ensures a constant temperature in the interior.

Interchangeable door hinge

The interchangeable door hinge enables adjustment to an installation location.

Variable temperature range


The variable temperature zone enables individual temperature control.

Exchangeable magnetic seal

The doors are designed with an easily exchangeable magnetic seal.

Fan stop function

When the door is opened, the automatic fan stop function minimises the outflow of cold air.



Robust handle

The robust handle enables fast access and guarantees stability even during frequent door openings.

Stable grid shelves with pull-out stop

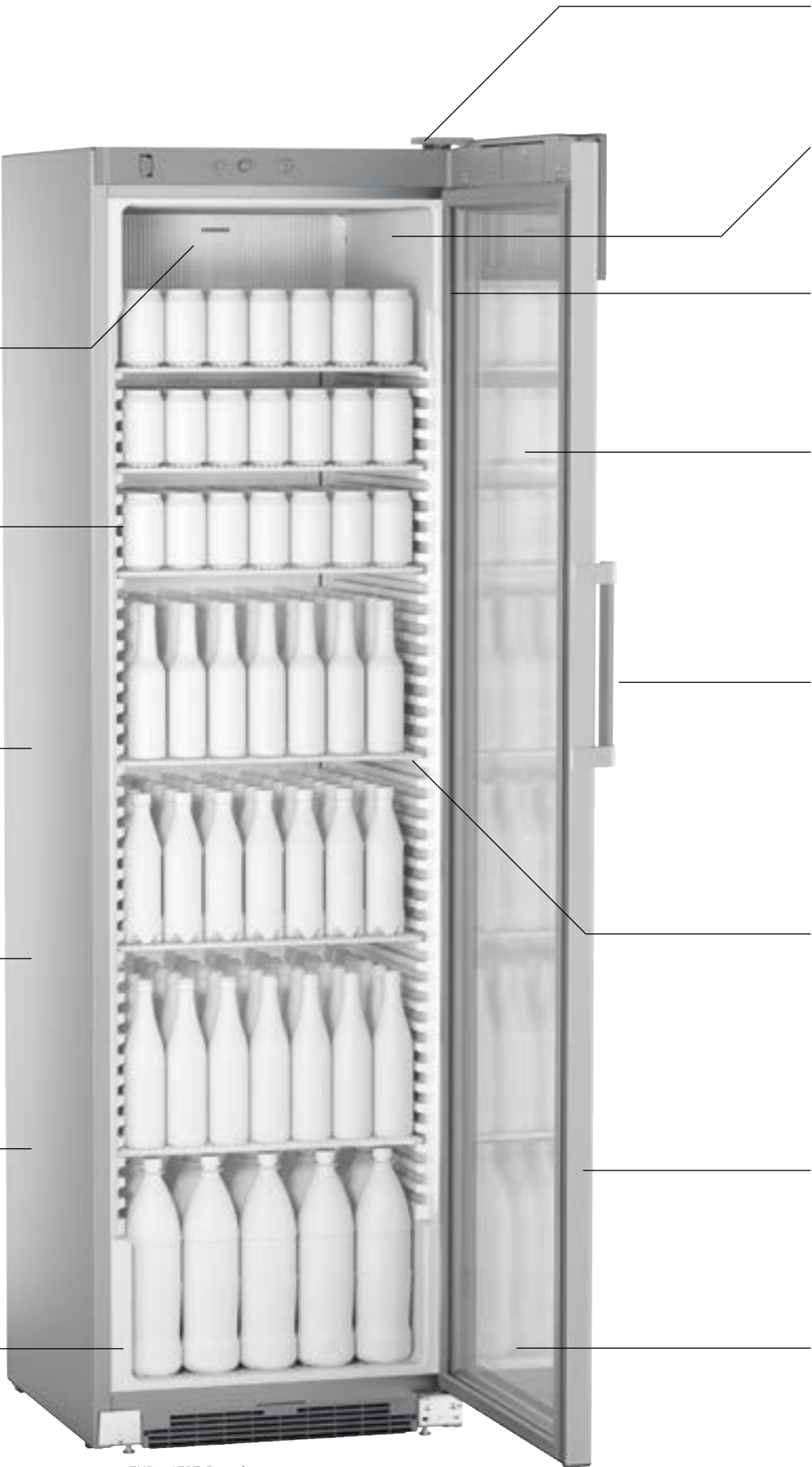
The stable grid shelves are easy to adjust and make the interior highly variable. It can be adjusted to different sizes of containers or bottles to ensure best possible use. The pull-out stop in the middle of the grid shelves ensures your products are stored safely. It is not possible to accidentally pull them out. The strengthening bar on the grid shelf also protects the goods and marks where the goods are placed.

Design and functionality

Design and functionality combined in a cool way: The HardLine design with contour edges on the sides fulfils the highest expectations in terms of elegance.

Glass door

The insulating glass door offers a perfect view, ensures optimal energy efficiency and contributes to effective goods presentation.



FKDV 4513 Premium

Beverages

Quality right down to the smallest detail

Display fridges by Liebherr offer ideal prerequisites for an effective and sales-promoting goods presentation. From the LED display to the switchable LED interior light and the variable interior, these applications offer several possibilities to present your stored products perfectly. The display can be individually designed by attractive branding variants. Height-adjustable grids enable easy adaptation to different bottle and container sizes. The dynamic cooling system contributes to the fast cooling – and therefore to quick saleability.



Attractive illuminated display
Liebherr offers attractive possibilities to draw attention to appliances, goods and your brand. Depending on needs, the display field can be adapted by the customer. Four individual display variants support you in this:

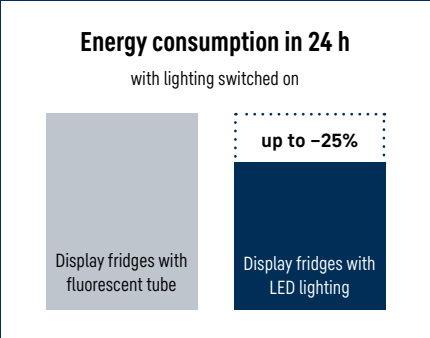
The transparent LightGuideDisplay installed on the inside of the door (FKDv 4523) can be partially illuminated. This enables a clear view of the products while drawing attention to your brand.

The LightGuide display (FKDv 4513) attached to the outside of the door and illuminated over the entire surface puts your brand centre stage and draws attention to it. No separate mains supply is necessary for the lighting.



The door sticker attached to the interior of the door (FKDv 4503) is impressively displayed by the ceiling lighting.

The LED-backlit display (FKDv 4203/4211/4213) draws attention to your brand.



Best energy efficiency, low operating costs
All display fridges are equipped with innovative LED lighting. When the lighting is switched on, the highly efficient LED lighting reduces overall energy consumption by 13 to 25 percent compared with comparable models using fluorescent tubes. The operating costs are considerably reduced – and the higher purchasing price of display fridges with LED lighting pays off within a very short time.



Special equipment as a customer variant: EMS control panel
The EMS system installed as standard in the model FKDv 4523 (available as special equipment in other display fridges) is the convenient technology for more energy efficiency. The control system detects door opening cycles, for example, to which the cooling technology reacts by providing needs-based cooling. In combination with a light switch-off, this leads to considerable energy savings.



Optimised facing
The raised insulating glass door enables a clear view inside the appliance and an optimal goods presentation. In addition, there is considerably more available volume. The special glass ensures good insulation and supports low energy consumption (FKDv 4503/4513/4523).

LED interior light
The separately switchable LED interior lighting is energy efficient and puts products centre stage for optimal goods presentation. An overview of our variants:



The LED strip lighting on both sides optimally shows off the goods by means of light accents from two sides. The interior illumination underscores the exclusiveness of your products (FKDv 4523).



The LED strip lighting on one side enables a perfect goods presentation (FKDv 4211/4213/4503/4513).



The space-saving integrated LED ceiling lighting provides an accentuated illumination of the interior from above (FKDv 4203/4503).

Display fridges with dynamic cooling



FKDv 4523
PremiumPlus

Gross / net capacity	441 / 422 litre
Exterior dimensions in mm (w / d / h)	600 / 696 / 2027
Interior dimensions in mm (w / d / h)	456 / 516 / 1804
Energy efficiency class ¹	<div><div></div><div>D</div><div>A</div><div>G</div></div>
Energy consumption in 365 days ²	687 kWh
Climate class (energy directive)	CC2
Temperature class (energy directive)	K4
Ambient temperature range ³	+10 °C to +40 °C
Refrigerant	R 600a
Sound power level	52 dB(A)
Voltage / frequency	220 - 240V~ / 50 Hz
Connection rating	1.5 A
Heat output	742 kJ/h
Cooling system / Defrost	forced-air / automatic
Temperature range	+2 °C to +12 °C
External cabinet finish	steel / black
Door material / colour	Insulated glass door with aluminium frame / black
Internal liner material	moulded polystyrol (silver)
Type of control	LED 7-segment display with buttons
Temperature display	internal digital
Interior light	LED light column both sides, separate connection
Adjustable shelves / Shelf material	6 / wire shelves plastic-coated
Loading capacity 0.5L PET / facings 0.5L PET	304 / 7
Loading capacity 0.33L can / facings 0.33L can	608 / 7
Shelf loading	45 kg
Handle	heavy-duty aluminium handle
Type of lock	mechanical
Self-closing door / Door hinges	yes / right, reversible on site
Gross / net weight	93 / 85.6 kg
Also available in white as	

Accessories	
Grid shelf in grey / black / white	7113221 / 7113235 / 7113308
Base grid in grey / black / white	7113243 / 7113239 / 7113312
Wooden grid	7114000
Perforated metal shelf in grey	9029023
Flexible scanner rail for shelves	7435208
Gravity feed shelf on telescopic runners	9007659
Gravity feed shelf without runners	9007045
Protection bracket	7790671
Castors for the protection bracket	7790761
Lock / Additional lock barrel	
Side-by-Side set	9902462



FKDv 4523 ver. 875
PremiumPlus

Gross / net capacity	441 / 422 litre
Exterior dimensions in mm (w / d / h)	600 / 696 / 2027
Interior dimensions in mm (w / d / h)	456 / 516 / 1804
Energy efficiency class ¹	<div><div></div><div>D</div><div>A</div><div>G</div></div>
Energy consumption in 365 days ²	680 kWh
Climate class (energy directive)	CC2
Temperature class (energy directive)	K4
Ambient temperature range ³	+10 °C to +40 °C
Refrigerant	R 600a
Sound power level	52 dB(A)
Voltage / frequency	220 - 240V~ / 50 Hz
Connection rating	1.5 A
Heat output	742 kJ/h
Cooling system / Defrost	forced-air / automatic
Temperature range	+2 °C to +12 °C
External cabinet finish	steel / black
Door material / colour	Insulated glass door with aluminium frame / black
Internal liner material	moulded polystyrol (silver)
Type of control	rotary control
Temperature display	internal analogue
Interior light	LED light column both sides, separate connection
Adjustable shelves / Shelf material	6 / wire shelves plastic-coated
Loading capacity 0.5L PET / facings 0.5L PET	304 / 7
Loading capacity 0.33L can / facings 0.33L can	608 / 7
Shelf loading	45 kg
Handle	heavy-duty aluminium handle
Type of lock	mechanical
Self-closing door / Door hinges	yes / right, reversible on site
Gross / net weight	91 / 84 kg
Also available in white as	

Accessories	
Grid shelf in grey / black / white	7113221 / 7113235 / 7113308
Base grid in grey / black / white	7113243 / 7113239 / 7113312
Wooden grid	7114000
Perforated metal shelf in grey	9029023
Flexible scanner rail for shelves	7435208
Gravity feed shelf on telescopic runners	9007659
Gravity feed shelf without runners	9007045
Protection bracket	7790671
Castors for the protection bracket	7790761
Lock / Additional lock barrel	
Side-by-Side set	9902462



FKDv 4513
Premium

Gross / net capacity	441 / 422 litre
Exterior dimensions in mm (w / d / h)	600 / 696 / 2027
Interior dimensions in mm (w / d / h)	456 / 516 / 1804
Energy efficiency class ¹	<div><div></div><div>C</div><div>A</div><div>G</div></div>
Energy consumption in 365 days ²	580 kWh
Climate class (energy directive)	CC2
Temperature class (energy directive)	K4
Ambient temperature range ³	+10 °C to +40 °C
Refrigerant	R 600a
Sound power level	52 dB(A)
Voltage / frequency	220 - 240V~ / 50 Hz
Connection rating	1.5 A
Heat output	742 kJ/h
Cooling system / Defrost	forced-air / automatic
Temperature range	+2 °C to +12 °C
External cabinet finish	steel / grey
Door material / colour	Insulated glass door with aluminium frame / grey
Internal liner material	commercial grade moulded polystyrol
Type of control	rotary control
Temperature display	internal analogue
Interior light	LED strip lighting, right, separate connection
Adjustable shelves / Shelf material	6 / wire shelves plastic-coated
Loading capacity 0.5L PET / facings 0.5L PET	304 / 7
Loading capacity 0.33L can / facings 0.33L can	608 / 7
Shelf loading	45 kg
Handle	heavy-duty aluminium handle
Type of lock	mechanically retrofittable
Self-closing door / Door hinges	yes / right, reversible on site
Gross / net weight	92 / 86 kg
Also available in white as	

Accessories	
Grid shelf in grey / black / white	7113221 / 7113235 / 7113308
Base grid in grey / black / white	7113243 / 7113239 / 7113312
Wooden grid	7114000
Perforated metal shelf in grey	9029023
Flexible scanner rail for shelves	7435208
Gravity feed shelf on telescopic runners	9007659
Gravity feed shelf without runners	9007045
Protection bracket	7790671
Castors for the protection bracket	7790761
Lock / Additional lock barrel	9590067
Side-by-Side set	

Display fridges with dynamic cooling



FKDv 4503
Premium

Gross / net capacity	441 / 422 litre
Exterior dimensions in mm (w / d / h)	600 / 694 / 2027
Interior dimensions in mm (w / d / h)	456 / 440 / 1800
Energy efficiency class ¹	<div><div></div><div>C</div><div>A</div><div>G</div></div>
Energy consumption in 365 days ²	614 kWh
Climate class (energy directive)	CC2
Temperature class (energy directive)	K4
Ambient temperature range ³	+10 °C to +40 °C
Refrigerant	R 600a
Sound power level	52 dB(A)
Voltage / frequency	220 - 240V~ / 50 Hz
Connection rating	1.5 A
Heat output	742 kJ/h
Cooling system / Defrost	forced-air / automatic
Temperature range	+2 °C to +12 °C
External cabinet finish	steel / grey
Door material / colour	Insulated glass door with aluminium frame / grey
Internal liner material	commercial grade moulded polystyrol
Type of control	rotary control
Temperature display	internal analogue
Interior light	LED ceiling- and vertical lighting
Adjustable shelves / Shelf material	6 / wire shelves plastic-coated
Loading capacity 0.5L PET / facings 0.5L PET	304 / 7
Loading capacity 0.33L can / facings 0.33L can	608 / 7
Shelf loading	45 kg
Handle	heavy-duty aluminium handle
Type of lock	mechanical
Self-closing door / Door hinges	yes / right, reversible on site
Gross / net weight	91 / 86 kg
Also available in white as	

Accessories	
Grid shelf in grey / black / white	7113221 / 7113235 / 7113308
Base grid in grey / black / white	7113243 / 7113239 / 7113312
Wooden grid	7114000
Perforated metal shelf in grey	9029023
Flexible scanner rail for shelves	7435208
Gravity feed shelf on telescopic runners	9007659
Gravity feed shelf without runners	9007045
Protection bracket	7790671
Castors for the protection bracket	7790761
Lock / Additional lock barrel	
Side-by-Side set	



FKDv 4213 vers. 744
Comfort

Gross / net capacity	403 / 385 litre
Exterior dimensions in mm (w / d / h)	600 / 687 / 2010
Interior dimensions in mm (w / d / h)	456 / 516 / 1660
Energy efficiency class ¹	<div><div></div><div>C</div><div>A</div><div>G</div></div>
Energy consumption in 365 days ²	547 kWh
Climate class (energy directive)	CC2
Temperature class (energy directive)	K4
Ambient temperature range ³	+10 °C to +40 °C
Refrigerant	R 600a
Sound power level	52 dB(A)
Voltage / frequency	220 - 240V~ / 50 Hz
Connection rating	1.5 A
Heat output	634 kJ/h
Cooling system / Defrost	forced-air / automatic
Temperature range	+2 °C to +12 °C
External cabinet finish	steel / black
Door material / colour	Insulated glass door with plastic frame / black
Internal liner material	moulded polystyrol (silver)
Type of control	rotary control
Temperature display	internal analogue
Interior light	LED strip lighting, right, separate connection
Adjustable shelves / Shelf material	5 / wire shelves plastic-coated
Loading capacity 0.5L PET / facings 0.5L PET	256 / 7
Loading capacity 0.33L can / facings 0.33L can	512 / 7
Shelf loading	45 kg
Handle	ergonomic slimline handle
Type of lock	mechanical
Self-closing door / Door hinges	yes / right, reversible on site
Gross / net weight	85 / 79 kg
Also available in white as	FKDv 4213

Accessories	
Grid shelf in grey / black / white	7113221 / 7113235 / 7113308
Base grid in grey / black / white	7113243 / 7113239 / 7113312
Wooden grid	7114000
Perforated metal shelf in grey	9029023
Flexible scanner rail for shelves	7435208
Gravity feed shelf on telescopic runners	9007659
Gravity feed shelf without runners	9007045
Protection bracket	7790603
Castors for the protection bracket	7790761
Lock / Additional lock barrel	on request
Side-by-Side set	9902275



FKDv 4211
Comfort

Gross / net capacity	387 / 385 litre
Exterior dimensions in mm (w / d / h)	600 / 687 / 2010
Interior dimensions in mm (w / d / h)	456 / 516 / 1660
Energy efficiency class ¹	<div><div></div><div>C</div><div>A</div><div>G</div></div>
Energy consumption in 365 days ²	472 kWh
Climate class (energy directive)	CC2
Temperature class (energy directive)	K4
Ambient temperature range ³	+10 °C to +40 °C
Refrigerant	R 600a
Sound power level	52 dB(A)
Voltage / frequency	220 - 240V~ / 50 Hz
Connection rating	1.5 A
Heat output	488 kJ/h
Cooling system / Defrost	forced-air / automatic
Temperature range	+2 °C to +12 °C
External cabinet finish	steel / white
Door material / colour	steel / white
Internal liner material	commercial grade moulded polystyrol
Type of control	rotary control
Temperature display	internal analogue
Interior light	LED strip lighting, right, separate connection
Adjustable shelves / Shelf material	5 / wire shelves plastic-coated
Loading capacity 0.5L PET / facings 0.5L PET	256 / 7
Loading capacity 0.33L can / facings 0.33L can	512 / 7
Shelf loading	45 kg
Handle	ergonomic slimline handle
Type of lock	mechanical
Self-closing door / Door hinges	yes / right, reversible on site
Gross / net weight	73 / 68 kg
Also available in white as	

Accessories	
Grid shelf in grey / black / white	7113221 / 7113235 / 7113308
Base grid in grey / black / white	7113243 / 7113239 / 7113312
Wooden grid	7114000
Perforated metal shelf in grey	9029023
Flexible scanner rail for shelves	7435208
Gravity feed shelf on telescopic runners	9007659
Gravity feed shelf without runners	9007045
Protection bracket	7790603
Castors for the protection bracket	7790761
Lock / Additional lock barrel	on request
Side-by-Side set	9902275



FKDv 4203
Comfort

Gross / net capacity	403 / 385 litre
Exterior dimensions in mm (w / d / h)	600 / 687 / 2010
Interior dimensions in mm (w / d / h)	456 / 516 / 1660
Energy efficiency class ¹	<div><div></div><div>C</div><div>A</div><div>G</div></div>
Energy consumption in 365 days ²	527 kWh
Climate class (energy directive)	CC2
Temperature class (energy directive)	K4
Ambient temperature range ³	+10 °C to +40 °C
Refrigerant	R 600a
Sound power level	52 dB(A)
Voltage / frequency	220 - 240V~ / 50 Hz
Connection rating	1.5 A
Heat output	634 kJ/h
Cooling system / Defrost	forced-air / automatic
Temperature range	+2 °C to +12 °C
External cabinet finish	steel / white
Door material / colour	Insulated glass door with plastic frame / white
Internal liner material	commercial grade moulded polystyrol
Type of control	rotary control
Temperature display	internal analogue
Interior light	LED ceiling light strip with separate switch
Adjustable shelves / Shelf material	5 / wire shelves plastic-coated
Loading capacity 0.5L PET / facings 0.5L PET	256 / 7
Loading capacity 0.33L can / facings 0.33L can	512 / 7
Shelf loading	45 kg
Handle	ergonomic slimline handle
Type of lock	mechanical
Self-closing door / Door hinges	yes / right, reversible on site
Gross / net weight	85 / 78 kg
Also available in white as	

Accessories	
Grid shelf in grey / black / white	7113221 / 7113235 / 7113308
Base grid in grey / black / white	7113243 / 7113239 / 7113312
Wooden grid	7114000
Perforated metal shelf in grey	9029023
Flexible scanner rail for shelves	7435208
Gravity feed shelf on telescopic runners	9007659
Gravity feed shelf without runners	9007045
Protection bracket	7790603
Castors for the protection bracket	7790761
Lock / Additional lock barrel	on request
Side-by-Side set	9902275

¹ As per EU Regulation 2019/2018.
² Measured as per EN 16902:2016.
³ Indicates the ambient temperature at which the appliance can be safely operated.

The advantages at a glance



Electronic control.
The electronic controls integrated flush in the door give you the precise interior temperature. Read the set temperature easily and accurately on the temperature display – without battery change.

Dynamic cooling system
The dynamic cooling system with fan rapidly cools the goods and ensures an almost constant temperature distribution in the interior.



LED light columns
The LED lighting columns are attached on the sides and dimmable. They illuminate the upper and lower area of the interior in a pleasant light.

Seamless inner liner
The smooth, seamless interior container with large corner radii is particular easy to clean. This prevents odours building up in the interior.

Closed rear wall
The optional, closed rear wall means that the appliance can stand freely in the room – perfect for 360° branding.

Individual design
You can design the housing individually according to your requirements. It is robust, impact-resistant and easy to clean.

Adjustable feet and wheels
The adjustable feet and wheels can be fitted quickly for transportation. They also allow the floor below the appliances to be cleaned in a convenient and easy manner.



MRFvg 4011 Perfection

The refrigerant R 600a
Natural and efficient: The refrigerant R 600a in conjunction with highly efficient compressors has an extremely high performance level and is also future-proof thanks to its low potential for greenhouse gas emissions.

Electronic lock
The electronic lock can be opened and closed with the remote control. This unit works with several appliances.

Door hinges
The interchangeable door hinge allows you fill or empty your appliance in any place.

Enhanced temperature range
The optimum temperature can be set for every type of beverage thanks to the expanded temperature range from -2 °C to +15 °C.

Eco mode
Optimum energy efficiency. The Eco mode significantly reduces power consumption and helps to keep your electricity costs low.

Recessed grip
The recessed grip enables you to open and close the door in a very comfortable manner. Nothing protrudes. A huge advantage when space is at a premium.

Grid shelves with pull-out stop
The grid shelves are height-adjustable with a great load capacity. The pull-out stop enhances safety as it prevents units being pulled out inadvertently.

Single-pane safety glass
The hardened single-pane safety glass doors are highly shatter-resistant. The sparing use of aluminium profiles in the frame means that the presentation area is particularly large.

Pluggable door seals
Save time and money. You can replace the plug-in door gaskets yourself quickly and easily. No tools or technician's appointment required.

Door closed from <90°
The door closes from an angle of <90° fully automatically and prevents cold air from escaping. The door stays open at an angle of more than 90° so that you can empty and fill the appliance conveniently.

Beverages sell in greater numbers if they not only taste good but also look good. With its high-quality design and the classy LED interior lighting, the new Liebherr bottle cooler will entice customers. It also has impressively efficient and environmentally friendly cooling technology with low energy costs. The single-pane safety glass doors enable your customers to see the goods clearly and are also highly shatter-proof. Height-adjustable grid shelves enable you to place goods exactly where your customers can see them best.



Quality right down to the smallest detail



Remote security
You can operate the electronic door lock conveniently via remote control. For example, from the cash desk to open an appliance and then close it again securely. You can save a lot of time in this way as this works for several appliances simultaneously. In the event of an emergency, you can of course still open the door directly on the appliance.



A visible sales booster
Drinks in, spotlight on: two vertical lighting columns pleasantly illuminate the appliance interior. This gives your customers an optimum view of the goods and whets their appetite for your products.



Smart networking
Connected with maximum security: SmartMonitoring from Liebherr continuously documents the temperature in your appliance and sends alarms in the event of any deviations from the settings. The digital monitoring solution can be used as an option and can also be retrofitted to older appliances.



Save resources and money
Eco mode reduces energy consumption and lowers costs. To achieve this, the appliance increases the temperature during periods when it is not in use, for example at night. You can choose between two levels: In Eco mode, the light in the fridge remains switched on; it is switched off in EcoPlus mode.



Convenience at your fingertips
Read out the appliance status from the user interface integrated flush in the door without needing to open it. The menu guidance is self-explanatory and is controlled by three touch buttons. The optional LAN/WLAN interface also enables you to connect your cooling appliance with your SmartMonitoring solution.



Self-closing door
An appliance door that simplifies your work processes and that closes automatically from an opening angle of up to 90°, thereby preventing the fridge or freezer from being left open inadvertently. This keeps the interior temperature stable and the quality of the stored goods is maintained. The door remains open from an angle of 90° and you can empty or fill the appliance conveniently.



MRFvg 4011
Perfection

Gross / net capacity	400 / 286 litre
Exterior dimensions in mm (w / d / h)	597 / 654 / 1884
Interior dimensions in mm (w / d / h)	475 / 423 / 1659
Energy efficiency class ¹	<div><div>C</div><div>A</div><div>G</div></div>
Energy consumption in 365 days ²	433 kWh
Climate class (energy directive)	CC2
Temperature class (energy directive)	K4
Ambient temperature range ³	+10 °C to +40 °C
Refrigerant	R 600a
Sound power level	50 dB(A)
Voltage / frequency	220 - 240V~ / 50 Hz
Connection rating	2.0 A
Heat output	346 kJ/h
Cooling system / Defrost	forced-air / automatic
Temperature range	-2 °C to +15 °C
External cabinet finish	steel / black
Door material / colour	Insulated glass door with aluminium frame / black
Internal liner material	moulded polystyrol (silver)
Type of control / Temperature display	monochrome display, touch buttons / external digital
Fault: warning signal	visual and audible
Interior light	LED light column both sides, separate connection and dimmable
Connectivity type / Connectivity solution	SmartModule / retrofittable
Interface	WiFi/LAN (optional)
Adjustable shelves / Shelf material	5 / wire shelves plastic-coated
Loading capacity 0.5L PET / facings 0.5L PET	253 / 7
Loading capacity 0.33L can / facings 0.33L can	506 / 7
Shelf loading	45 kg
Handle / Type of lock	recessed grip / electronic, with remote control
Self-closing door / Door hinges	yes / right, reversible on site
Gross / net weight	87 / 81 kg
Also available as	MRFvg 4011 version 003 Half Reload
Accessories	
Grid shelf in grey / black / white	7113221 / 7113235 / 7113308
Base grid in grey / black / white	7113243 / 7113239 / 7113312
Gravity feed shelf: telescopic / fixed	9007659 / 9007045
Flexible scanner rail for shelves	7435208
Wooden grid	7114000
Perforated metal shelf in grey	9029023
SmartModule	6145269
Digital input for electronic lock / Remote control	9086958 / 6123395
Optional castor set / Set of adjustable legs	
Protection bracket / Castors for the protection bracket	7790512 / 7790761
Side-by-Side set in grey / black / white	9006973 / 9017744 / 9006786



MRFvg 3511
Perfection

Gross / net capacity	347 / 250 litre
Exterior dimensions in mm (w / d / h)	597 / 654 / 1684
Interior dimensions in mm (w / d / h)	475 / 423 / 1459
Energy efficiency class ¹	<div><div>C</div><div>A</div><div>G</div></div>
Energy consumption in 365 days ²	390 kWh
Climate class (energy directive)	CC2
Temperature class (energy directive)	K4
Ambient temperature range ³	+10 °C to +40 °C
Refrigerant	R 600a
Sound power level	50 dB(A)
Voltage / frequency	220 - 240V~ / 50 Hz
Connection rating	2.0 A
Heat output	323 kJ/h
Cooling system / Defrost	forced-air / automatic
Temperature range	-2 °C to +15 °C
External cabinet finish	steel / black
Door material / colour	Insulated glass door with aluminium frame / black
Internal liner material	moulded polystyrol (silver)
Type of control / Temperature display	monochrome display, touch buttons / external digital
Fault: warning signal	visual and audible
Interior light	LED light column both sides, separate connection and dimmable
Connectivity type / Connectivity solution	SmartModule / retrofittable
Interface	WiFi/LAN (optional)
Adjustable shelves / Shelf material	4 / wire shelves plastic-coated
Loading capacity 0.5L PET / facings 0.5L PET	207 / 7
Loading capacity 0.33L can / facings 0.33L can	414 / 7
Shelf loading	45 kg
Handle / Type of lock	recessed grip / electronic, with remote control
Self-closing door / Door hinges	yes / right, reversible on site
Gross / net weight	79 / 74 kg
Also available as	MRFvg 3511 version 003 Half Reload
Accessories	
Grid shelf in grey / black / white	7113221 / 7113235 / 7113308
Base grid in grey / black / white	7113243 / 7113239 / 7113312
Gravity feed shelf: telescopic / fixed	9007659 / 9007045
Flexible scanner rail for shelves	7435208
Wooden grid	7114000
Perforated metal shelf in grey	9029023
SmartModule	6145269
Digital input for electronic lock / Remote control	9086958 / 6123395
Optional castor set / Set of adjustable legs	9086926 / 9086924
Protection bracket / Castors for the protection bracket	7790505 / 7790761
Side-by-Side set in grey / black / white	9017742 / 9017743 / 9017739



MRFvg 4001
Perfection

Gross / net capacity	377 / 286 litre
Exterior dimensions in mm (w / d / h)	597 / 654 / 1884
Interior dimensions in mm (w / d / h)	475 / 423 / 1659
Energy efficiency class ¹	<div><div>C</div><div>A</div><div>G</div></div>
Energy consumption in 365 days ²	374 kWh
Climate class (energy directive)	CC3
Temperature class (energy directive)	K4
Ambient temperature range ³	+10 °C to +40 °C
Refrigerant	R 600a
Sound power level	50 dB(A)
Voltage / frequency	220 - 240V~ / 50 Hz
Connection rating	2.0 A
Heat output	346 kJ/h
Cooling system / Defrost	forced-air / automatic
Temperature range	-2 °C to +15 °C
External cabinet finish	steel / black
Door material / colour	steel / black
Internal liner material	moulded polystyrol (silver)
Type of control / Temperature display	monochrome display, touch buttons / external digital
Fault: warning signal	visual and audible
Interior light	LED ceiling lighting, separate connection and dimmable
Connectivity type / Connectivity solution	SmartModule / retrofittable
Interface	WiFi/LAN (optional)
Adjustable shelves / Shelf material	5 / wire shelves plastic-coated
Loading capacity 0.5L PET / facings 0.5L PET	253 / 7
Loading capacity 0.33L can / facings 0.33L can	506 / 7
Shelf loading	45 kg
Handle / Type of lock	recessed grip / electronic, with remote control
Self-closing door / Door hinges	yes / right, reversible on site
Gross / net weight	69 / 64 kg
Accessories	
Grid shelf in grey / black / white	7113221 / 7113235 / 7113308
Base grid in grey / black / white	7113243 / 7113239 / 7113312
Gravity feed shelf: telescopic / fixed	9007659 / 9007045
Flexible scanner rail for shelves	7435208
Wooden grid	7114000
Perforated metal shelf in grey	9029023
SmartModule	6145269
Digital input for electronic lock	9086958
Remote control	6123395
Optional castor set	9086926
Set of adjustable legs	9086924
Protection bracket / Castors for the protection bracket	7790512 / 7790761
Side-by-Side set in grey / black / white	9006973 / 9017744 / 9006786



MRFvg 3501
Perfection

Gross / net capacity	327 / 250 litre
Exterior dimensions in mm (w / d / h)	597 / 654 / 1684
Interior dimensions in mm (w / d / h)	475 / 423 / 1459
Energy efficiency class ¹	<div><div>C</div><div>A</div><div>G</div></div>
Energy consumption in 365 days ²	352 kWh
Climate class (energy directive)	CC3
Temperature class (energy directive)	K4
Ambient temperature range ³	+10 °C to +40 °C
Refrigerant	R 600a
Sound power level	50 dB(A)
Voltage / frequency	220 - 240V~ / 50 Hz
Connection rating	2.0 A
Heat output	323 kJ/h
Cooling system / Defrost	forced-air / automatic
Temperature range	-2 °C to +15 °C
External cabinet finish	steel / black
Door material / colour	steel / black
Internal liner material	moulded polystyrol (silver)
Type of control / Temperature display	monochrome display, touch buttons / external digital
Fault: warning signal	visual and audible
Interior light	LED ceiling lighting, separate connection and dimmable
Connectivity type / Connectivity solution	SmartModule / retrofittable
Interface	WiFi/LAN (optional)
Adjustable shelves / Shelf material	4 / wire shelves plastic-coated
Loading capacity 0.5L PET / facings 0.5L PET	207 / 7
Loading capacity 0.33L can / facings 0.33L can	414 / 7
Shelf loading	45 kg
Handle / Type of lock	recessed grip / electronic, with remote control
Self-closing door / Door hinges	yes / right, reversible on site
Gross / net weight	63 / 58 kg
Accessories	
Grid shelf in grey / black / white	7113221 / 7113235 / 7113308
Base grid in grey / black / white	7113243 / 7113239 / 7113312
Gravity feed shelf: telescopic / fixed	9007659 / 9007045
Flexible scanner rail for shelves	7435208
Wooden grid	7114000
Perforated metal shelf in grey	9029023
SmartModule	6145269
Digital input for electronic lock / Remote control	9086958
Optional castor set	6123395
Set of adjustable legs	9086926
Protection bracket / Castors for the protection bracket	7790505 / 7790761
Side-by-Side set in grey / black / white	9017742 / 9017743 / 9017739

¹ As per EU Regulation 2019/2018.
² Measured as per EN 16902:2016.
³ Indicates the ambient temperature at which the appliance can be safely operated.

Quality right down to the smallest detail



Our high-quality standards apply even to the smallest details, which is why we examine all components thoroughly when producing our new Merchandising Coolers. This attention to detail benefits you in the daily use of the appliances. In addition to the optimised cooling system, the improved lighting, the sturdy grids, and the expanded glass surface in the door, all contribute to energy-efficient refrigeration, durability, ergonomic handling, and excellent product presentation.



Product presentation

Impressive staging: Now you have a better view of cold drinks because the larger glass surface of the door design displays the products to the customer to grab their attention. And in combination with the energy-saving LED lighting technology, which creates an optimally illuminated interior, it provides the perfect stage for bottles and containers – encouraging customers to reach for the products.



Dynamic cooling system

Efficient: The dynamic cooling system with fan rapidly cools the freshly stored products and ensures an almost constant temperature distribution in the interior. When the door is opened, the automatic fan stop function minimises the outflow of cold air and therefore helps to save energy.



Lighting

Recognisable: The new lighting system comprising an energy-saving LED ceiling light and vertical LED light column (also two light columns on the left and right as an option) means that the interior is optimally illuminated and you have the best possible view of your products.



Ergonomics

Very practical: The doors can be very easily opened using the ergonomic recessed grip. Using the height-adjustable storage shelves, you can easily adjust the interior to suit the size of the bottle or container. This invites customers to reach for the product and promotes sales. For ergonomic handling, the door also has a self-closing mechanism which supports energy-efficient operation.




Improved grid shelves

Corrosion-free grid shelves made of coated steel guarantee a secure hold, constant air circulation and good temperature stability. A pull-out stop prevents them from accidentally sliding out.



Self-closing door/recessed grip/safety glass

To make loading, unloading and cleaning easier, the appliance door stays open if opened by more than 90°. If the opening angle is less than 90°, it closes automatically for safety. The tempered and shatter-proof safety glass ensures safety and stability.



MRFvd 5511

Performance

Gross / net capacity	569 / 432 litre
Exterior dimensions in mm (w / d / h)	747 / 769 / 1684
Interior dimensions in mm (w / d / h)	625 / 536 / 1459
Energy efficiency class ¹	<div><div>C</div><div>A</div><div>G</div></div>
Energy consumption in 365 days ²	535 kWh
Climate class (energy directive)	CC2
Temperature class (energy directive)	K4
Ambient temperature range ³	+10 °C to +40 °C
Refrigerant	R 600a
Sound power level	50 dB(A)
Voltage / frequency	220 - 240V~ / 50 Hz
Connection rating	2.0 A
Cooling system / Defrost	forced-air / automatic
Temperature range	+1 °C to +15 °C
External cabinet finish	steel / grey
Door material / colour	Insulated glass door with aluminium frame / silver
Internal liner material	commercial grade moulded polystyrol
Type of control	rotary control with digital thermometer
Temperature display	external digital
Interior light	vertical LED light strip recessed in left wall with separate switch
Adjustable shelves / Shelf material	4 / wire shelves plastic-coated
Loading capacity 0.5L PET / facings 0.5L PET	354 / 9
Loading capacity 0.33L can / facings 0.33L can	708 / 9
Shelf loading	60 kg
Handle	recessed grip
Type of lock	mechanical
Self-closing door / Door hinges	yes / right, reversible on site
Gross / net weight	99 / 92 kg
Also available as	

Accessories	
Grid shelf in grey / black / white	7113278 / 7113236 / 7113310
Base grid in grey / black / white	7113280 / 7113240 / 7113314
Gravity feed shelf: telescopic / fixed	
Flexible scanner rail for shelves	7435210
Wooden grid	
Perforated metal shelf in grey	
Optional castor set	9086926
Set of adjustable legs	9086924
Protection bracket	7790513
Castors for the protection bracket	7790761
Additional lock barrels	on request
Side-by-Side set in grey / black	9017742 / -

MRFvd 4011

Performance

400 / 286 litre
597 / 654 / 1884
475 / 423 / 1659
<div><div>C</div><div>A</div><div>G</div></div>
566 kWh
CC2
K4
+10 °C to +40 °C
R 600a
50 dB(A)
220 - 240V~ / 50 Hz
2.0 A
forced-air / automatic
+1 °C to +15 °C
steel / grey
Insulated glass door with aluminium frame / silver
commercial grade moulded polystyrol
rotary control with digital thermometer
external digital
vertical LED light strip recessed in left wall with separate switch
5 / wire shelves plastic-coated
253 / 7
506 / 7
45 kg
recessed grip
mechanical
yes / right, reversible on site
84 / 78 kg
MRFvd 4011 version 003 Half Reload

7113221 / 7113235 / 7113308
7113243 / 7113239 / 7113312
9007659 / 9007045
7435208
7114000
9029023
7790512
7790761
on request
9006973 / -



MRFvd 4011 version 744

Performance

400 / 286 litre
597 / 654 / 1884
475 / 423 / 1659
<div><div>C</div><div>A</div><div>G</div></div>
566 kWh
CC2
K4
+10 °C to +40 °C
R 600a
50 dB(A)
220 - 240V~ / 50 Hz
2.0 A
forced-air / automatic
+1 °C to +15 °C
steel / black
Insulated glass door with aluminium frame / black
moulded polystyrol (silver)
rotary control with digital thermometer
external digital
vertical LED light strip recessed in left wall with separate switch
5 / wire shelves plastic-coated
253 / 7
506 / 7
45 kg
recessed grip
mechanical
yes / right, reversible on site
85 / 79 kg

7113221 / 7113235 / 7113308
7113243 / 7113239 / 7113312
9007659 / 9007045
7435208
7114000
9029023
7790512
7790761
on request
- / 9017744



MRFvd 3511

Performance

347 / 250 litre
597 / 654 / 1684
475 / 423 / 1459
<div><div>C</div><div>A</div><div>G</div></div>
532 kWh
CC2
K4
+10 °C to +40 °C
R 600a
50 dB(A)
220 - 240V~ / 50 Hz
2.0 A
forced-air / automatic
+1 °C to +15 °C
steel / grey
Insulated glass door with aluminium frame / silver
commercial grade moulded polystyrol
rotary control with digital thermometer
external digital
vertical LED light strip recessed in left wall with separate switch
4 / wire shelves plastic-coated
207 / 7
414 / 7
45 kg
recessed grip
mechanical
yes / right, reversible on site
77 / 72 kg
MRFvd 3511 version 003 Half Reload

7113221 / 7113235 / 7113308
7113243 / 7113239 / 7113312
9007659 / 9007045
7435208
7114000
9029023
9086926
9086924
7790505
7790761
on request
9017742 / -



MRFvd 3511 version 744

Performance

347 / 250 litre
597 / 654 / 1684
475 / 423 / 1459
<div><div>C</div><div>A</div><div>G</div></div>
532 kWh
CC2
K4
+10 °C to +40 °C
R 600a
50 dB(A)
220 - 240V~ / 50 Hz
2.0 A
forced-air / automatic
+1 °C to +15 °C
steel / black
Insulated glass door with aluminium frame / black
moulded polystyrol (silver)
rotary control with digital thermometer
external digital
vertical LED light strip recessed in left wall with separate switch
4 / wire shelves plastic-coated
207 / 7
414 / 7
45 kg
recessed grip
mechanical
yes / right, reversible on site
77 / 72 kg

7113221 / 7113235 / 7113308
7113243 / 7113239 / 7113312
9007659 / 9007045
7435208
7114000
9029023
9086926
9086924
7790505
7790761
on request
- / 9017743

¹ As per EU Regulation 2019/2018.
² Measured as per EN 16902:2016.
³ Indicates the ambient temperature at which the appliance can be safely operated.



MRFvc 5511

Performance

Gross / net capacity	569 / 432 litre
Exterior dimensions in mm (w / d / h)	747 / 769 / 1684
Interior dimensions in mm (w / d / h)	625 / 539 / 1459
Energy efficiency class ¹	<div><div>C</div><div>A</div><div>G</div></div>
Energy consumption in 365 days ²	536 kWh
Climate class (energy directive)	CC2
Temperature class (energy directive)	K4
Ambient temperature range ³	+10 °C to +40 °C
Refrigerant	R 600a
Sound power level	50 dB(A)
Voltage / frequency	220 - 240V~ / 50 Hz
Connection rating	2.0 A
Cooling system	forced-air
Defrost	automatic
Temperature range	+2 °C to +9 °C
External cabinet finish	steel / white
Door material / colour	Insulated glass door with plastic frame / white
Internal liner material	commercial grade moulded polystyrol
Type of control	rotary control
Temperature display	internal analogue
Interior light	LED ceiling light strip with separate switch
Adjustable shelves	4
Shelf material	wire shelves plastic-coated
Loading capacity 0.5L PET / facings 0.5L PET	354 / 9
Loading capacity 0.33L can / facings 0.33L can	708 / 9
Shelf loading	60 kg
Handle	recessed grip
Type of lock	mechanical
Self-closing door	yes
Door hinges	right, reversible on site
Gross / net weight	97 / 91 kg

Accessories	
Grid shelf in grey / black / white	7113278 / 7113236 / 7113310
Base grid in grey / black / white	7113280 / 7113240 / 7113314
Gravity feed shelf: telescopic / fixed	
Flexible scanner rail for shelves	7435210
Wooden grid	
Perforated metal shelf in grey	
Optional castor set	9086926
Set of adjustable legs	9086924
Protection bracket	7790513
Castors for the protection bracket	7790761
Additional lock barrels	on request
Side-by-Side set in white	9017739



MRFvc 4011

Performance

400 / 286 litre
597 / 654 / 1884
475 / 423 / 1659
<div><div>C</div><div>A</div><div>G</div></div>
566 kWh
CC2
K4
+10 °C to +40 °C
R 600a
50 dB(A)
220 - 240V~ / 50 Hz
2.0 A
forced-air
automatic
+2 °C to +9 °C
steel / white
Insulated glass door with plastic frame / white
commercial grade moulded polystyrol
rotary control
internal analogue
LED ceiling light strip with separate switch
5
wire shelves plastic-coated
253 / 7
506 / 7
45 kg
recessed grip
mechanical
yes
right, reversible on site
82 / 77 kg

7113221 / 7113235 / 7113308
7113243 / 7113239 / 7113312
9007659 / 9007045
7435208
7114000
9029023
7790512
7790761
on request
9006786



MRFvc 3511

Performance

347 / 250 litre
597 / 654 / 1684
475 / 423 / 1459
<div><div>C</div><div>A</div><div>G</div></div>
538 kWh
CC2
K4
+10 °C to +40 °C
R 600a
50 dB(A)
220 - 240V~ / 50 Hz
2.0 A
forced-air
automatic
+2 °C to +9 °C
steel / white
Insulated glass door with plastic frame / white
commercial grade moulded polystyrol
rotary control
internal analogue
LED ceiling light strip with separate switch
4
wire shelves plastic-coated
207 / 7
414 / 7
45 kg
recessed grip
mechanical
yes
right, reversible on site
75 / 70 kg

7113221 / 7113235 / 7113308
7113243 / 7113239 / 7113312
9007659 / 9007045
7435208
7114000
9029023
9086926
9086924
7790505
7790761
on request
9017739

¹ As per EU Regulation 2019/2018.
² Measured as per EN 16902:2016.
³ Indicates the ambient temperature at which the appliance can be safely operated.



MRFvd 5501
Performance

Gross / net capacity	544 / 432 litre
Exterior dimensions in mm (w / d / h)	747 / 769 / 1684
Interior dimensions in mm (w / d / h)	625 / 536 / 1459
Energy efficiency class ¹	
Energy consumption in 365 days ²	388 kWh
Climate class (energy directive)	CC3
Temperature class (energy directive)	K4
Ambient temperature range ³	+10 °C to +40 °C
Refrigerant	R 600a
Sound power level	50 dB(A)
Voltage / frequency	220 - 240V~ / 50 Hz
Connection rating	2.0 A
Cooling system	forced-air
Defrost	automatic
Temperature range	+1 °C to +15 °C
External cabinet finish	steel / grey
Door material / colour	steel / grey
Internal liner material	commercial grade moulded polystyrol
Type of control	rotary control with digital thermometer
Temperature display	external digital
Interior light	LED ceiling lighting
Adjustable shelves	4
Shelf material	wire shelves plastic-coated
Loading capacity 0.5L PET / facings 0.5L PET	354 / 9
Loading capacity 0.33L can / facings 0.33L can	708 / 9
Shelf loading	60 kg
Handle	recessed grip
Type of lock	mechanical
Self-closing door	yes
Door hinges	right, reversible on site
Gross / net weight	81 / 74 kg

Accessories	
Grid shelf in grey / black / white	7113278 / 7113236 / 7113310
Base grid in grey / black / white	7113280 / 7113240 / 7113314
Gravity feed shelf: telescopic / fixed	
Flexible scanner rail for shelves	7435210
Wooden grid	
Perforated metal shelf in grey	
Optional castor set	9086926
Set of adjustable legs	9086924
Protection bracket	7790513
Castors for the protection bracket	7790761
Additional lock barrels	on request
Side-by-Side set in grey / white	9017742 / -



MRFvd 4001
Performance

377 / 286 litre
597 / 654 / 1884
475 / 423 / 1459
396 kWh
CC3
K4
+10 °C to +40 °C
R 600a
50 dB(A)
220 - 240V~ / 50 Hz
2.0 A
forced-air
automatic
+1 °C to +15 °C
steel / grey
steel / grey
commercial grade moulded polystyrol
rotary control with digital thermometer
external digital
LED ceiling lighting
5
wire shelves plastic-coated
253 / 7
506 / 7
45 kg
recessed grip
mechanical
yes
right, reversible on site
68 / 60 kg

7113221 / 7113235 / 7113308
7113243 / 7113239 / 7113312
9007659 / 9007045
7435208
7114000
9029023
9086926
9086924
7790512
7790761
on request
9006973 / -



MRFvd 3501
Performance

327 / 250 litre
597 / 654 / 1684
475 / 423 / 1459
373 kWh
CC3
K4
+10 °C to +40 °C
R 600a
50 dB(A)
220 - 240V~ / 50 Hz
2.0 A
forced-air
automatic
+1 °C to +15 °C
steel / grey
steel / grey
commercial grade moulded polystyrol
rotary control with digital thermometer
external digital
LED ceiling lighting
4
wire shelves plastic-coated
207 / 7
414 / 7
45 kg
recessed grip
mechanical
yes
right, reversible on site
63 / 58 kg

7113221 / 7113235 / 7113308
7113243 / 7113239 / 7113312
9007659 / 9007045
7435208
7114000
9029023
9086926
9086924
7790505
7790761
on request
9017742 / -



MRFvc 5501
Performance

544 / 432 litre
747 / 769 / 1684
625 / 539 / 1459
383 kWh
CC3
K4
+10 °C to +40 °C
R 600a
50 dB(A)
220 - 240V~ / 50 Hz
2.0 A
forced-air
automatic
+2 °C to +9 °C
steel / white
steel / white
commercial grade moulded polystyrol
rotary control
internal analogue
4
wire shelves plastic-coated
354 / 9
708 / 9
60 kg
recessed grip
mechanical
yes
right, reversible on site
80 / 73 kg

7113278 / 7113236 / 7113310
7113280 / 7113240 / 7113314
7435210
9086926
9086924
7790513
7790761
on request
- / 9017739



MRFvc 4001
Performance

377 / 286 litre
597 / 654 / 1884
475 / 423 / 1659
390 kWh
CC3
K4
+10 °C to +40 °C
R 600a
50 dB(A)
220 - 240V~ / 50 Hz
2.0 A
forced-air
automatic
+2 °C to +9 °C
steel / white
steel / white
commercial grade moulded polystyrol
rotary control
internal analogue
5
wire shelves plastic-coated
253 / 7
506 / 7
45 kg
recessed grip
mechanical
yes
right, reversible on site
67 / 61 kg

7113221 / 7113235 / 7113308
7113243 / 7113239 / 7113312
9007659 / 9007045
7435208
7114000
9029023
9086926
9086924
7790512
7790761
on request
- / 9006786



MRFvc 3501
Performance

327 / 250 litre
597 / 654 / 1684
475 / 423 / 1459
367 kWh
CC3
K4
+10 °C to +40 °C
R 600a
50 dB(A)
220 - 240V~ / 50 Hz
2.0 A
forced-air
automatic
+2 °C to +9 °C
steel / white
steel / white
commercial grade moulded polystyrol
rotary control
internal analogue
4
wire shelves plastic-coated
207 / 7
414 / 7
45 kg
recessed grip
mechanical
yes
right, reversible on site
61 / 56 kg

7113221 / 7113235 / 7113308
7113243 / 7113239 / 7113312
9007659 / 9007045
7435208
7114000
9029023
9086926
9086924
7790505
7790761
on request
- / 9017739

1 As per EU Regulation 2019/2018.
2 Measured as per EN 16902:2016.
3 Indicates the ambient temperature at which the appliance can be safely operated.

Quality right down to the smallest detail

After the party, we get back to our day-to-day lives and of course cleaning and tidying is just part of this. But our event appliance helps you cut cleaning times down. The interior has been designed so that a quick clean with a hose is all it needs. The appliance is also easier to transport and put back into storage. This frees up time for you to start planning for your next event. That'll put you in party mood!

Self-closing door/recessed grip

Efficient and safe: When opened at an angle of less than 90°, the self-closing mechanism closes the door, and this contributes to the energy-efficient operation of the appliances. If the opening angle is greater than 90°, the door stays open. This makes it easy, for example, to refill products. The door also has a recessed grip on the side for easy opening. No getting caught on the handle by accident.

Event fridges with solid door and dynamic cooling



Quick and easy cleaning

That puts you in a good mood – even after the party! You will probably want to clean the appliance after an event and store it again until the next party. Now, thanks to the waterproof interior with splash-proof fan, you can clean it quickly and easily with a hose, and clean all the sides as well. Next, just dry with a cloth and the appliance is ready for storing.



Protective bracket and wheels

During loading, the robust bracket protects the side edges of the appliance from damage and helps keeping the appliance body sturdy in the long term. And for moving it quickly from A to B, you can attach two sturdy castors (available as accessories) directly to the protection bracket at the rear in just a few steps. This makes it simple to transport the appliance – for example with a cart – and it can be easily moved to its installation site.



Dynamic cooling system

Efficient. The dynamic cooling system with fan rapidly cools the freshly stored products and ensures an equal temperature distribution in the interior.



MRFec 4001

Performance

Gross / net capacity	377 / 286 litre
Exterior dimensions in mm (w / d / h)	597 / 650 / 1884
Interior dimensions in mm (w / d / h)	475 / 423 / 1659
Energy efficiency class ¹	<div><div>C</div><div>A</div><div>G</div></div>
Energy consumption in 365 days ²	390 kWh
Climate class (energy directive)	CC3
Temperature class (energy directive)	K4
Ambient temperature range ³	+10 °C to +40 °C
Refrigerant	R 600a
Sound power level	50 dB(A)
Voltage / frequency	220 - 240V~ / 50 Hz
Connection rating	2.0 A
Cooling system	forced-air
Defrost	automatic
Temperature range	+2 °C to +9 °C
External cabinet finish	steel / white
Door material / colour	steel / white
Internal liner material	commercial grade moulded polystyrol
Splash-proof interior	yes
Type of control	rotary control
Adjustable shelves	5
Shelf material	wire shelves plastic-coated
Loading capacity 0.5L PET / facings 0.5L PET	253 / 7
Loading capacity 0.33L can / facings 0.33L can	506 / 7
Shelf loading	45 kg
Handle	recessed grip
Self-closing door	yes
Door hinges	right, reversible on site
Gross / net weight	66 / 61 kg
Protection bracket	can be retrofitted

Accessories	
Grid shelf in grey / black / white	7113221 / 7113235 / 7113308
Base grid in grey / black / white	7113243 / 7113239 / 7113312
Gravity feed shelf on telescopic runners	9007659
Gravity feed shelf without runners	9007045
Flexible scanner rail for shelves	7435208
Wooden grid	7114000
Perforated metal shelf in grey	9029023
Optional castor set	9086926
Set of adjustable legs	9086924
Protection bracket	7790512
Castors for the protection bracket	7790761
Side-by-Side set in white	9006786



MRFec 4001 version I47

Performance

Gross / net capacity	377 / 286 litre
Exterior dimensions in mm (w / d / h)	608 / 710 / 1908
Interior dimensions in mm (w / d / h)	475 / 423 / 1659
Energy efficiency class ¹	<div><div>C</div><div>A</div><div>G</div></div>
Energy consumption in 365 days ²	390 kWh
Climate class (energy directive)	CC3
Temperature class (energy directive)	K4
Ambient temperature range ³	+10 °C to +40 °C
Refrigerant	R 600a
Sound power level	50 dB(A)
Voltage / frequency	220 - 240V~ / 50 Hz
Connection rating	2.0 A
Cooling system	forced-air
Defrost	automatic
Temperature range	+2 °C to +9 °C
External cabinet finish	steel / white
Door material / colour	steel / white
Internal liner material	commercial grade moulded polystyrol
Splash-proof interior	yes
Type of control	rotary control
Adjustable shelves	5
Shelf material	wire shelves plastic-coated
Loading capacity 0.5L PET / facings 0.5L PET	253 / 7
Loading capacity 0.33L can / facings 0.33L can	506 / 7
Shelf loading	45 kg
Handle	recessed grip
Self-closing door	yes
Door hinges	right, reversible on site
Gross / net weight	77 / 69.5 kg
Protection bracket	factory fitted

Accessories	
Grid shelf in grey / black / white	7113221 / 7113235 / 7113308
Base grid in grey / black / white	7113243 / 7113239 / 7113312
Gravity feed shelf on telescopic runners	9007659
Gravity feed shelf without runners	9007045
Flexible scanner rail for shelves	7435208
Wooden grid	7114000
Perforated metal shelf in grey	9029023
Optional castor set	9086926
Set of adjustable legs	9086924
Protection bracket	
Castors for the protection bracket	7790761
Side-by-Side set in white	9006786



MRFec 3501

Performance

Gross / net capacity	327 / 250 litre
Exterior dimensions in mm (w / d / h)	597 / 654 / 1684
Interior dimensions in mm (w / d / h)	475 / 423 / 1459
Energy efficiency class ¹	<div><div>C</div><div>A</div><div>G</div></div>
Energy consumption in 365 days ²	367 kWh
Climate class (energy directive)	CC3
Temperature class (energy directive)	K4
Ambient temperature range ³	+10 °C to +40 °C
Refrigerant	R 600a
Sound power level	50 dB(A)
Voltage / frequency	220 - 240V~ / 50 Hz
Connection rating	2.0 A
Cooling system	forced-air
Defrost	automatic
Temperature range	+2 °C to +9 °C
External cabinet finish	steel / white
Door material / colour	steel / white
Internal liner material	commercial grade moulded polystyrol
Splash-proof interior	yes
Type of control	rotary control
Adjustable shelves	4
Shelf material	wire shelves plastic-coated
Loading capacity 0.5L PET / facings 0.5L PET	207 / 7
Loading capacity 0.33L can / facings 0.33L can	414 / 7
Shelf loading	45 kg
Handle	recessed grip
Self-closing door	yes
Door hinges	right, reversible on site
Gross / net weight	62 / 57 kg
Protection bracket	can be retrofitted

Accessories	
Grid shelf in grey / black / white	7113221 / 7113235 / 7113308
Base grid in grey / black / white	7113243 / 7113239 / 7113312
Gravity feed shelf on telescopic runners	9007659
Gravity feed shelf without runners	9007045
Flexible scanner rail for shelves	7435208
Wooden grid	7114000
Perforated metal shelf in grey	9029023
Optional castor set	9086926
Set of adjustable legs	9086924
Protection bracket	7790505
Castors for the protection bracket	7790761
Side-by-Side set in white	9017739



MRFec 3501 version I47

Performance

Gross / net capacity	327 / 250 litre
Exterior dimensions in mm (w / d / h)	608 / 710 / 1708
Interior dimensions in mm (w / d / h)	475 / 423 / 1459
Energy efficiency class ¹	<div><div>C</div><div>A</div><div>G</div></div>
Energy consumption in 365 days ²	367 kWh
Climate class (energy directive)	CC3
Temperature class (energy directive)	K4
Ambient temperature range ³	+10 °C to +40 °C
Refrigerant	R 600a
Sound power level	50 dB(A)
Voltage / frequency	220 - 240V~ / 50 Hz
Connection rating	2.0 A
Cooling system	forced-air
Defrost	automatic
Temperature range	+2 °C to +9 °C
External cabinet finish	steel / white
Door material / colour	steel / white
Internal liner material	commercial grade moulded polystyrol
Splash-proof interior	yes
Type of control	rotary control
Adjustable shelves	4
Shelf material	wire shelves plastic-coated
Loading capacity 0.5L PET / facings 0.5L PET	207 / 7
Loading capacity 0.33L can / facings 0.33L can	414 / 7
Shelf loading	45 kg
Handle	recessed grip
Self-closing door	yes
Door hinges	right, reversible on site
Gross / net weight	71 / 64 kg
Protection bracket	factory fitted

Accessories	
Grid shelf in grey / black / white	7113221 / 7113235 / 7113308
Base grid in grey / black / white	7113243 / 7113239 / 7113312
Gravity feed shelf on telescopic runners	9007659
Gravity feed shelf without runners	9007045
Flexible scanner rail for shelves	7435208
Wooden grid	7114000
Perforated metal shelf in grey	9029023
Optional castor set	9086926
Set of adjustable legs	9086924
Protection bracket	
Castors for the protection bracket	7790761
Side-by-Side set in white	9017739

¹ As per EU Regulation 2019/2018.
² Measured as per EN 16902:2016.
³ Indicates the ambient temperature at which the appliance can be safely operated.

Quality right down to the smallest detail

This means that your goods are always centre stage: the Liebherr counter-top fridges are sales-promoting eye-catchers and an efficient refrigerator at the same time. Thanks to the dynamic cooling system, beverages are quickly cooled down to the optimal drinking temperature, and a constant temperature is maintained throughout the interior. Height-adjustable storage shelves can be individually adapted to different bottle and container sizes. The highly insulating glass door offers a clear view of the products to incite purchases.



Glass door with stainless steel frame

The stainless-steel appliance FKv 503 is equipped with a glass door with a stainless steel frame – a material combination which has a particularly high-quality effect.



Vertical LED interior light

Ideal for an attractive product presentation: The LED light column is integrated on the side in the interior of the BCv 1103 ensures good illumination. The focus is therefore always on the products.



MilkCooler FKv 503 Ver. H48

Well-chilled milk for your coffee machine in your catering business, office or canteen: The MilkCooler always keeps fresh milk perfectly cooled to truly enjoy that coffee. And you do not have to go to the fridge each time. Place the milk in its Tetra Pak or bottle in the Liebherr-MilkCooler and connect your coffee machine directly to the appliance using the milk intake hose. The MilkCooler has two special recesses in the sidewall, so the hose can be easily routed through. With an adjustable temperature range of +2 °C to +12 °C, milk always stays fresh and delicious. And at the push of a button, you can enjoy your coffee whenever you want.



FKv 503

Premium

Gross / net capacity	44 / 42 litre
Exterior dimensions in mm (w / d / h)	425 / 450 / 612
Interior dimensions in mm (w / d / h)	338 / 270 / 516

Energy efficiency class ¹	<div><div></div><div>C</div><div>A</div><div>G</div></div>
Energy consumption in 365 days ²	284 kWh
Climate class (energy directive)	CC2
Temperature class (energy directive)	K4
Ambient temperature range ³	+10 °C to +35 °C
Refrigerant	R 600a
Sound power level	39 dB(A)
Voltage / frequency	220 - 240V~ / 50 Hz
Connection rating	1.0 A
Cooling system	forced-air
Defrost	automatic
Temperature range	+2 °C to +12 °C
External cabinet finish	stainless steel
Door material / colour	glass door with stainless steel frame / stainless steel

Internal liner material	commercial grade moulded polystyrol
Type of control	rotary control
Interior light	LED horizontal lighting, with separate switch and adjustable

Adjustable shelves	2
Shelf material	clear-coated wire shelves
Loading capacity 0.5L PET / facings 0.5L PET	27 / 5
Loading capacity 0.33L can / facings 0.33L can	60 / 5
Shelf loading	30 kg
MilkCooler	
Handle	
Type of lock	mechanical
Self-closing door	
Door hinges	right hand hinged, not reversible
Gross / net weight	34 / 30 kg
Also available in black as	

Accessories	
Grid shelf in grey / black / white	
Scanner rail	
Set of connection elements, left	
Set of connection elements, right	
Action-Area-Rack white	

FKv 503

Premium

Gross / net capacity	44 / 42 litre
Exterior dimensions in mm (w / d / h)	425 / 450 / 612
Interior dimensions in mm (w / d / h)	338 / 270 / 516

Energy efficiency class ¹	<div><div></div><div>C</div><div>A</div><div>G</div></div>
Energy consumption in 365 days ²	284 kWh
Climate class (energy directive)	CC2
Temperature class (energy directive)	K4
Ambient temperature range ³	+10 °C to +35 °C
Refrigerant	R 600a
Sound power level	39 dB(A)
Voltage / frequency	220 - 240V~ / 50 Hz
Connection rating	1.0 A
Cooling system	forced-air
Defrost	automatic
Temperature range	+2 °C to +12 °C
External cabinet finish	stainless steel
Door material / colour	glass door with stainless steel frame / stainless steel

Internal liner material	commercial grade moulded polystyrol
Type of control	rotary control
Interior light	LED horizontal lighting, with separate switch and adjustable

Adjustable shelves	1
Shelf material	clear-coated wire shelves
Loading capacity 0.5L PET / facings 0.5L PET	27 / 5
Loading capacity 0.33L can / facings 0.33L can	60 / 5
Shelf loading	30 kg
MilkCooler	yes
Handle	
Type of lock	mechanical
Self-closing door	
Door hinges	right hand hinged, not reversible
Gross / net weight	34 / 30 kg
Also available in black as	

Accessories	
Grid shelf in grey / black / white	
Scanner rail	
Set of connection elements, left	
Set of connection elements, right	
Action-Area-Rack white	

BCv 1103

Premium

Gross / net capacity	106 / 75 litre
Exterior dimensions in mm (w / d / h)	497 / 549 / 830
Interior dimensions in mm (w / d / h)	417 / 391 / 649

Energy efficiency class ¹	<div><div></div><div>C</div><div>A</div><div>G</div></div>
Energy consumption in 365 days ²	312 kWh
Climate class (energy directive)	CC2
Temperature class (energy directive)	K4
Ambient temperature range ³	+10 °C to +30 °C
Refrigerant	R 600a
Sound power level	49 dB(A)
Voltage / frequency	220 - 240V~ / 50 Hz
Connection rating	1.0 A
Cooling system	forced-air
Defrost	automatic
Temperature range	+2 °C to +12 °C
External cabinet finish	steel / silver
Door material / colour	Insulated glass door with aluminium frame / silver

Internal liner material	steel
Type of control	rotary control
Interior light	LED strip lighting, right, dimmable

Adjustable shelves	2
Shelf material	wire shelves plastic-coated
Loading capacity 0.5L PET / facings 0.5L PET	51 / 6
Loading capacity 0.33L can / facings 0.33L can	138 / 6
Shelf loading	30 kg
MilkCooler	
Handle	recessed grip
Type of lock	mechanical
Self-closing door	yes
Door hinges	right, reversible on site
Gross / net weight	43.2 / 40.7 kg
Also available in black as	

Accessories	
Grid shelf in grey / black / white	7113288 / 7113286 / 7113282
Scanner rail	7444122
Set of connection elements, left	9875023
Set of connection elements, right	9875025
Action-Area-Rack white	9031196

¹ As per EU Regulation 2019/2018.
² Measured as per EN 16902:2016.
³ Indicates the ambient temperature at which the appliance can be safely operated.

The advantages at a glance

Automatic defrosting

The modern and efficient electronics ensure that the appliance defrosts automatically in the compressor downtimes, so that manual defrosting is no longer necessary.

Visual and acoustic alarm

Visual and acoustic alarms warn of uncontrolled temperature rise, loss of cold air and open doors.

Stable metal carrier grids

The stable metal carrier grids are loadable up to 45 kg, which optimally stores and protects the goods. Their height adjustability enables a versatile arrangement and use of the interior.

High-quality cooling components

High-quality cooling components, optimised insulation and sophisticated construction ensure maximum energy efficiency and low operating costs.

Self-closing door and exchangeable magnetic seal

Self-closing door with easy-to-exchange magnetic seal. For convenient operation and in order to prevent energy loss, an integrated mechanism ensures that the door closes on its own after every opening.

Deep drawn interior liner

The interior liner, deep drawn from one piece of polystyrene, is easy to clean and odour-neutral. Since there are no disturbing corners and the large radii ease cleaning, this enables perfect hygiene.



LED lighting and glass door

The glass door enables a good view of the goods and presentation. The single-piece, visually high-quality door frame is very robust. Energy-efficient LEDs provide even illumination throughout the interior and the products. Thanks to the reduced heat generation, the quality of the goods is not compromised.



Stable locks

Stable locks prevent unwanted access.



FKUv 1663 Premium

Interchangeable door hinge

The door hinges can be replaced without additional components and allow the appliances to be adapted to a new location.

Robust door handle

The door handle is designed for frequent use. It is ergonomic and easy to grip with either hand, and it is very easy to clean.



Under-worktop – and easy to integrate

The appliances can be integrated under a worktop. In this case, the ventilation and extraction on the back of the appliance requires a ventilation cross-section in the worktop of at least 200 cm². Without ventilation grilles, the niche height must be at least 3 cm more than the height of the appliance. The appliances are designed to the specific work heights in catering, at 83 cm.



Ultra-modern electronics

The models have a high-quality electronic control with a large temperature display and lots of practical functions. The control system is integrated into the worktop – the temperature can be accurately set. A visual and audible door and temperature alarm warns of uncontrolled temperature increases or an opened door. In the FKUv series, the contactless fan stop function reduces loss of cold air during door openings and contributes to temperature constancy. The sophisticated defrosting control ensures failure-free and worry-free operation even under extreme conditions and with frequent door openings. A fan operation selector function enables you to adapt the storage climate perfectly to different products.



FKUv 1663

Premium

Gross / net capacity	148 / 130 litre
Exterior dimensions in mm (w / d / h)	600 / 615 / 830
Interior dimensions in mm (w / d / h)	440 / 435 / 670
Energy efficiency class ¹	<div><div>C</div><div>A</div><div>G</div></div>
Energy consumption in 365 days ²	353 kWh
Climate class (energy directive)	CC2
Temperature class (energy directive)	K4
Ambient temperature range ³	+16 °C to +35 °C
Refrigerant	R 600a
Sound power level	45 dB(A)
Voltage / frequency	220 - 240V~ / 50 Hz
Connection rating	1.0 A
Cooling system	forced-air
Defrost	automatic
Temperature range	+1 °C to +15 °C
External cabinet finish	stainless steel
Door material / colour	glass door with stainless steel frame / stainless steel
Internal liner material	moulded polystyrol (silver)
Type of control	LED 7-segment display with buttons
Temperature display	external digital
Fault: warning signal	visual and audible
Interior light	LED, separate connection
Adjustable shelves	3
Shelf material	clear-coated wire shelves
Loading capacity 0.5L PET / facings 0.5L PET	92 / 7
Loading capacity 0.33L can / facings 0.33L can	163 / 6
Shelf loading	45 kg
Handle	stainless steel slimline door handle
Type of lock	mechanical
Self-closing door	yes
Door hinges	right, reversible on site
Gross / net weight	46 / 44 kg
Accessories	
White grid shelf	
Metal grid shelf	7112321
White stacking kit (GGU below / top)	
Stainless steel stacking kit (GGU below / top)	7777647
Roller bars	9086607
Lock	



FKUv 1660

Premium

Gross / net capacity	134 / 130 litre
Exterior dimensions in mm (w / d / h)	600 / 615 / 830
Interior dimensions in mm (w / d / h)	440 / 435 / 670
Energy efficiency class ¹	<div><div>C</div><div>A</div><div>G</div></div>
Energy consumption in 365 days ²	225 kWh
Climate class (energy directive)	CC2
Temperature class (energy directive)	K4
Ambient temperature range ³	+16 °C to +40 °C
Refrigerant	R 600a
Sound power level	45 dB(A)
Voltage / frequency	220 - 240V~ / 50 Hz
Connection rating	1.0 A
Cooling system	forced-air
Defrost	automatic
Temperature range	+1 °C to +15 °C
External cabinet finish	stainless steel
Door material / colour	stainless steel / stainless steel
Internal liner material	moulded polystyrol (silver)
Type of control	LED 7-segment display with buttons
Temperature display	external digital
Fault: warning signal	visual and audible
Adjustable shelves	3
Shelf material	clear-coated wire shelves
Loading capacity 0.5L PET / facings 0.5L PET	92 / 7
Loading capacity 0.33L can / facings 0.33L can	163 / 6
Shelf loading	45 kg
Handle	stainless steel slimline door handle
Type of lock	mechanical
Self-closing door	yes
Door hinges	right, reversible on site
Gross / net weight	39 / 36 kg
Accessories	
White grid shelf	
Metal grid shelf	7112321
White stacking kit (GGU below / top)	
Stainless steel stacking kit (GGU below / top)	7777647
Roller bars	9086607
Lock	



FKUv 1613

Premium

Gross / net capacity	148 / 130 litre
Exterior dimensions in mm (w / d / h)	600 / 615 / 830
Interior dimensions in mm (w / d / h)	440 / 435 / 670
Energy efficiency class ¹	<div><div>C</div><div>A</div><div>G</div></div>
Energy consumption in 365 days ²	353 kWh
Climate class (energy directive)	CC2
Temperature class (energy directive)	K4
Ambient temperature range ³	+16 °C to +35 °C
Refrigerant	R 600a
Sound power level	45 dB(A)
Voltage / frequency	220 - 240V~ / 50 Hz
Connection rating	1.0 A
Cooling system	forced-air
Defrost	automatic
Temperature range	+1 °C to +15 °C
External cabinet finish	steel / white
Door material / colour	Insulating glass door with steel frame / white
Internal liner material	commercial grade moulded polystyrol
Type of control	LED 7-segment display with buttons
Temperature display	external digital
Fault: warning signal	visual and audible
Interior light	LED, separate connection
Adjustable shelves	3
Shelf material	wire shelves plastic-coated
Loading capacity 0.5L PET / facings 0.5L PET	92 / 7
Loading capacity 0.33L can / facings 0.33L can	163 / 6
Shelf loading	45 kg
Handle	ergonomic slimline handle
Type of lock	mechanical
Self-closing door	yes
Door hinges	right, reversible on site
Gross / net weight	45 / 43 kg
Accessories	
White grid shelf	7113333
Metal grid shelf	7112321
White stacking kit (GGU below / top)	9876641
Stainless steel stacking kit (GGU below / top)	
Roller bars	9086607
Lock	on request



FKUv 1613 version 744

Premium

Gross / net capacity	148 / 130 litre
Exterior dimensions in mm (w / d / h)	600 / 615 / 830
Interior dimensions in mm (w / d / h)	440 / 435 / 670
Energy efficiency class ¹	<div><div>C</div><div>A</div><div>G</div></div>
Energy consumption in 365 days ²	353 kWh
Climate class (energy directive)	CC2
Temperature class (energy directive)	K4
Ambient temperature range ³	+16 °C to +35 °C
Refrigerant	R 600a
Sound power level	45 dB(A)
Voltage / frequency	220 - 240V~ / 50 Hz
Connection rating	1.0 A
Cooling system	forced-air
Defrost	automatic
Temperature range	+1 °C to +15 °C
External cabinet finish	steel / black
Door material / colour	Insulating glass door with steel frame / black
Internal liner material	moulded polystyrol (silver)
Type of control	LED 7-segment display with buttons
Temperature display	external digital
Fault: warning signal	visual and audible
Interior light	LED, separate connection
Adjustable shelves	3
Shelf material	clear-coated wire shelves
Loading capacity 0.5L PET / facings 0.5L PET	92 / 7
Loading capacity 0.33L can / facings 0.33L can	163 / 6
Shelf loading	45 kg
Handle	ergonomic slimline handle
Type of lock	mechanical
Self-closing door	yes
Door hinges	right, reversible on site
Gross / net weight	45 / 42 kg
Accessories	
White grid shelf	
Metal grid shelf	7112321
White stacking kit (GGU below / top)	
Stainless steel stacking kit (GGU below / top)	
Roller bars	9086607
Lock	on request



FKUv 1610

Premium

Gross / net capacity	134 / 130 litre
Exterior dimensions in mm (w / d / h)	600 / 615 / 830
Interior dimensions in mm (w / d / h)	440 / 435 / 670
Energy efficiency class ¹	<div><div>C</div><div>A</div><div>G</div></div>
Energy consumption in 365 days ²	225 kWh
Climate class (energy directive)	CC2
Temperature class (energy directive)	K4
Ambient temperature range ³	+16 °C to +40 °C
Refrigerant	R 600a
Sound power level	45 dB(A)
Voltage / frequency	220 - 240V~ / 50 Hz
Connection rating	1.0 A
Cooling system	forced-air
Defrost	automatic
Temperature range	+1 °C to +15 °C
External cabinet finish	steel / white
Door material / colour	steel / white
Internal liner material	commercial grade moulded polystyrol
Type of control	LED 7-segment display with buttons
Temperature display	external digital
Fault: warning signal	visual and audible
Adjustable shelves	3
Shelf material	wire shelves plastic-coated
Loading capacity 0.5L PET / facings 0.5L PET	92 / 7
Loading capacity 0.33L can / facings 0.33L can	163 / 6
Shelf loading	45 kg
Handle	ergonomic slimline handle
Type of lock	mechanical
Self-closing door	yes
Door hinges	right, reversible on site
Gross / net weight	39 / 36 kg
Accessories	
White grid shelf	7113333
Metal grid shelf	7112321
White stacking kit (GGU below / top)	9876641
Stainless steel stacking kit (GGU below / top)	
Roller bars	9086607
Lock	on request

1 As per EU Regulation 2019/2018.
2 Measured as per EN 16902:2016.
3 Indicates the ambient temperature at which the appliance can be safely operated.

Quality right down to the smallest detail



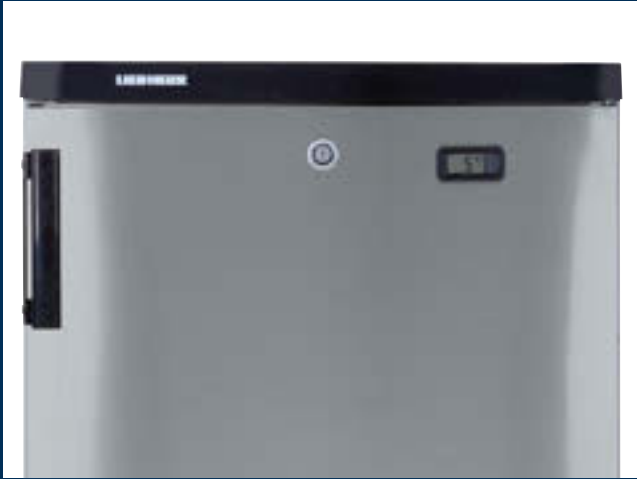
Under-worktop – and easy to integrate
The appliances can be integrated under a worktop. In this case, the ventilation and extraction on the back of the appliance requires a ventilation cross-section in the worktop of at least 200 cm². Without ventilation grilles, the niche height must be at least 3 cm more than the height of the appliance. The appliances are designed with 85 cm work height.



Bulb, side
The bulb on the side ensures a harmonious and even illumination of the interior and the products.



Energy-efficiency with R 600a
Liebherr appliances are optimised for maximum energy efficiency and low operating costs. The natural and environmentally friendly refrigerant R 600a is the only refrigerant used. When used with highly efficient compressors, it is extraordinarily efficient and, with its low global warming potential, also future-proof.



Lock
The extremely robust lock integrated into the refrigerator compartment door provides protection from unwanted access. All appliances can be securely locked.



FKvesf 1805
Premium

Gross / net capacity	171 / 160 litre
Exterior dimensions in mm (w / d / h)	600 / 600 / 850
Interior dimensions in mm (w / d / h)	513 / 441 / 702
Energy efficiency class ¹	C A G
Energy consumption in 365 days ²	309 kWh
Climate class (energy directive)	CC2
Temperature class (energy directive)	K4
Ambient temperature range ³	+10 °C to +40 °C
Refrigerant	R 600a
Sound power level	47 dB(A)
Voltage / frequency	220 - 240V~ / 50 Hz
Connection rating	1.0 A
Cooling system	forced-air
Defrost	automatic
Temperature range	+1 °C to +15 °C
External cabinet finish	steel / silver
Door material / colour	stainless steel / stainless steel
Internal liner material	commercial grade moulded polystyrol
Type of control	rotary control
Temperature display	external digital
Interior light	LED
Adjustable shelves	3
Shelf material	wire shelves plastic-coated
Loading capacity 0.5L PET / facings 0.5L PET	115 / 7
Loading capacity 0.33L can / facings 0.33L can	217 / 7
Shelf loading	45 kg
Handle	ergonomic slimline handle
Type of lock	mechanical
Door hinges	right, reversible on site
Gross / net weight	37 / 34 kg
Accessories	
Decor frame	9910831
Optional castor set	9086967
White grid shelf	7112064



FKvesf 1803
Premium

Gross / net capacity	171 / 136 litre
Exterior dimensions in mm (w / d / h)	600 / 600 / 850
Interior dimensions in mm (w / d / h)	513 / 441 / 702
Energy efficiency class ¹	D A G
Energy consumption in 365 days ²	406 kWh
Climate class (energy directive)	CC2
Temperature class (energy directive)	K4
Ambient temperature range ³	+10 °C to +40 °C
Refrigerant	R 600a
Sound power level	47 dB(A)
Voltage / frequency	220 - 240V~ / 50 Hz
Connection rating	1.0 A
Cooling system	forced-air
Defrost	automatic
Temperature range	+1 °C to +15 °C
External cabinet finish	steel / silver
Door material / colour	Insulating glass door with steel frame / silver
Internal liner material	commercial grade moulded polystyrol
Type of control	rotary control
Temperature display	internal analogue
Interior light	LED, separate connection
Adjustable shelves	3
Shelf material	wire shelves plastic-coated
Loading capacity 0.5L PET / facings 0.5L PET	115 / 7
Loading capacity 0.33L can / facings 0.33L can	217 / 7
Shelf loading	45 kg
Handle	ergonomic slimline handle
Type of lock	mechanical
Door hinges	right, reversible on site
Gross / net weight	46 / 43 kg
Accessories	
Decor frame	
Optional castor set	9086967
White grid shelf	7112064

¹ As per EU Regulation 2019/2018.
² Measured as per EN 16902:2016.
³ Indicates the ambient temperature at which the appliance can be safely operated.

The advantages at a glance

Thin, robust cover frame

The thin but robust cover frame enables the chests to offer a maximum view of the goods.

Multi-part frame

The multi-part frame in an attractive and modern design with rounded corners ensures stability and protection during removal of goods.

Individual branding

Individual branding draws attention to a company and its products.



Sturdy castors

If chests often have to change location, castors provide a practical transportation aid. The MRHsc models are equipped with high-quality rubberised 50-mm castors.

Analogue temperature display

The analogue temperature display gives accurate information about the set interior temperature.

Hardened single-pane safety glass

The hardened single-pane safety glass gives stability to the upper chest area.

Easy opening and closing

The chest lid is easily opened and closed due to the special sliding layer in the sealing profiles.

Highly effective insulation

The highly effective insulation reduces the energy consumption and ensures constant temperatures.

PFC-free refrigerant R 600a

The natural and PFC-free refrigerant R 600a is environmentally friendly and, in combination with powerful compressors, very energy efficient.

RoHS and WEEE conformity

ROHS and WEEE conformity due to the use of environmentally friendly materials in combination with optimal recyclability.



MRHsc 2862

Beverages

Quality right down to the smallest detail

Liebherr beverage cooling chests are optimally equipped for professional permanent use. The long-lasting, quiet compressor and the highly effective insulation ensure reliable performance and efficiency. The sturdy glass sliding lids close tightly even under heavy loads, prevent temperature loss and enable a clear view of the goods. The continuous temperature control allows a constant temperature to be maintained between +2 °C and +15 °C. The steel sheet housing and the stainless aluminium inner liner make the chest coolers impervious to impacts and ensure easy cleaning.



Stable glass sliding lid

The stable glass sliding lid enables a good view of the products and an effective and convincing presentation. An optional lid lock is available.



The action area rack from Liebherr

Would you like to present more goods in the same space? Our new action area rack makes this possible. This extremely stable accessory part with a high load bearing capacity allows you to arrange our fridges and freezers over each other in any combination you like. This means 65% more capacity without requiring a millimetre more of additional space. This allows you to offer significantly more products at the customers' eye level where they can't be overlooked. Create striking displays with the action area rack, for example by the cash desks or in a sales promotion area. Make more effective use of your available room, even where space is at a premium. Or inspire customers to make purchases of attractive seasonal goods. You'd like to offer chilled drinks above the ice cream freezer in summer? Or highlight vegan burgers during barbecue season? No problem! And in winter you can change everything around again.



MRHsc 2862

Gross / net capacity	294 / 222 litre
Exterior dimensions in mm (w / d / h)	1045 / 680 / 825
Interior dimensions in mm (w / d / h)	920 / 535 / 523
Energy efficiency class ¹	<div><div></div><div>B</div><div>A</div><div>G</div></div>
Energy consumption in 365 days ²	153 kWh
Climate class (energy directive)	CC2
Temperature class (energy directive)	K4
Ambient temperature range ³	+10 °C to +30 °C
Refrigerant	R 290
Sound power level	42 dB(A)
Voltage / frequency	220 - 240V~ / 50 Hz
Connection rating	1.5 A
Cooling system	static
Defrost	manual
Temperature range	+2 °C to +15 °C
Lid material	sliding glass lid
External cabinet finish	steel / white
Internal liner material	aluminium
Frame colour	grey
Type of control	rotary control
Number of baskets included	0
Number of baskets, max	4
Castors	swivel castors
Type of lock	mechanically retrofittable
Gross / net weight	58.7 / 51.3 kg

Accessories	
Cylinder lock for foamed lid	
Cylinder lock for glass sliding lid	7043660
Basket large (270 mm)	7111081
Basket small (210 mm)	7111079
External thermostat dial	on request
Scanner rail	7652063
Action-Area-Rack white	9031196



MRHsc 2852

Gross / net capacity	296 / 252 litre
Exterior dimensions in mm (w / d / h)	1045 / 680 / 825
Interior dimensions in mm (w / d / h)	920 / 535 / 523
Energy efficiency class ¹	<div><div></div><div>A</div><div>A</div><div>G</div></div>
Energy consumption in 365 days ²	134 kWh
Climate class (energy directive)	CC2
Temperature class (energy directive)	K4
Ambient temperature range ³	+10 °C to +30 °C
Refrigerant	R 290
Sound power level	42 dB(A)
Voltage / frequency	220 - 240V~ / 50 Hz
Connection rating	1.5 A
Cooling system	static
Defrost	manual
Temperature range	+2 °C to +15 °C
Lid material	aluminium sliding lid
External cabinet finish	steel / white
Internal liner material	aluminium
Frame colour	grey
Type of control	rotary control
Number of baskets included	0
Number of baskets, max	4
Castors	swivel castors
Type of lock	mechanically retrofittable
Gross / net weight	55.6 / 48.1 kg

Accessories	
Cylinder lock for foamed lid	
Cylinder lock for glass sliding lid	7042835
Basket large (270 mm)	7111081
Basket small (210 mm)	7111079
External thermostat dial	on request
Scanner rail	7652063
Action-Area-Rack white	9031196

¹ As per EU Regulation 2019/2018.
² Measured as per EN 16902:2016.
³ Indicates the ambient temperature at which the appliance can be safely operated.

Display fridges



Side-by-Side set
The Side-by-Side set enables the simple conversion of two display fridges into one 120 cm-wide double-door fridge-freezer. The continuous display across both appliances ensures perfect brand presentation.



Base grid
The base grid protects the inner liner and allows use of the cabinet floor space for storage, even for kegs.



Grid shelf
The shelves are coated with abrasion-resistant plastic and have a loading capacity of up to 45 kg (applies to 60 cm wide appliances) or 60 kg (applies to 75 cm wide appliances). The base grid protects the inner liner and allows use of the cabinet floor space for storage, even for kegs.



Protection bracket
The sturdy protection bracket protects the condenser on the rear of the appliance and the underside of the appliance against impacts during transportation of larger models. Ideal for use when transporting appliances by lorry.



Castors for protection bracket
To facilitate transport, two sturdy castors can be mounted directly on the protection bracket on the rear, allowing the appliance also to be easily moved as with a sack barrow.




Scanner rail
Price tags and scan codes can easily be displayed using the practical scanner rail. Easy to attach to the front of the grid shelves. The scanner rail inserts can also be used for branding purposes where several brands are on display.



Wooden shelf
The heavy-duty wooden shelf made from copper beech is optimally designed for the safe storage of bottles. It gives the interior a high-quality character and, in addition to providing a clear view, it also provides easy access to the bottles.



Gravity feed shelf for bottles
On the practical gravity feed shelf, the 0.5 litre bottles are always to hand at the front. The gravity feed shelf can be drawn out on telescopic rails to replenish supplies.




Perforated metal shelf
To ensure that even small items are stored stably in the refrigeration appliances, Liebherr has developed shallow perforated metal shelves especially for this purpose. They are made of coated metal and designed for a maximum load of up to 45 kg. The perforation ensures unhindered air circulation throughout the storage space.

Lock
The appliances are equipped with locks as (except FKDv 4513). Several appliances can be locked with one key. Additional lock barrels with up to ten locks and keys are available for the models FKDv 42... The FKDv 4513 does not have a lock as standard. A retrofit lock option is available.


Fridges with glass door and solid door



Wooden pull-out shelf
The sturdy wooden pull-out shelf made from copper beech is optimally designed for the safe storage of bottles. It gives the interior a high-quality character and, in addition to providing a clear view, it also provides quick access to the bottles.



Perforated metal shelf
To ensure that even small items are stored stably in the refrigeration appliances, Liebherr has developed shallow perforated metal shelves especially for this purpose. They are made of coated metal and designed for a maximum load of up to 45 kg. The perforation ensures unhindered air circulation throughout the storage space.



Gravity feed shelf for bottles-gravity feed shelf for cans
The gravity feed keeps the cans always to hand at the front. The gravity feed shelf can be pulled out on telescopic rails for restocking.



Grid shelves / Base grid
The grid shelves have a wear-resistant coating and can carry up to 45 kg. The tough base grid protects the appliance base from scratching where heavier containers or kegs are in use.



Adjustable feet and castors
With a height of 150-180 mm, the adjustable feet provide sufficient ground clearance and ensure that you can also clean under the appliance easily. They can be screwed on easily at four mounting points. One set of adjustable feet contains four units. The castors make transport easier and allow you to clean the floor under the units. One set of castors contains four units, two castors are equipped with brakes.



Scanner rail
Price tags and scan codes can easily be displayed using the practical scanner rail. Easy to attach to the front of the grid shelves. The scanner rail inserts can also be used for branding purposes where several brands are on display.



Protection brackets with and without wheels
Ideal for transporting the appliance: The sturdy bracket optimally protects the rear and underside of the appliance against impacts. To help transport the appliance, two sturdy castors can be mounted directly on the protection bracket at the rear. This means the appliance can be moved conveniently as you would move it using a sack truck.



Side-by-Side set
The Side-by-Side set is easy to fit and enables the convenient use of two or more appliances next to one another and also allows their arrangement in a visually appealing manner. Furthermore, the Side-by-Side set prevents condensation and ice formation between two appliances which, without the Side-by-Side set, would otherwise be positioned next to one another.



Digital input for electronic lock
The digital input for the electronic lock allows Liebherr appliances to be integrated into existing external time and attendance or access control systems. When a voltage signal triggers the remote box, the electronic lock opens and allows access to the appliance. Possible applications include connection to access control systems or integration into goods management applications.

Mechanical key lock with different keys (ten units)
The mechanical key lock protects your stored products from unwanted access. If several appliances are used, up to ten special locks with different keys are available.

Under-worktop fridges



Shelves

The tough plastic-coated wire shelves have a loading capacity of up to 45 kg.



Aluminum decorative frame

An aluminum decorative frame is available to optically integrate the Liebherr refrigeration appliance into a kitchen front. The appropriate veneer can be attached to the appliance door using the decorative frame.



Roller retrofit kit

The roller retrofit kit for fixed installations facilitates transportation of the appliance. Four casters including fitting accessories are part of the scope of delivery.

Chest coolers



Action-Area-Rack

The action area rack from Liebherr is an accessory part that allows you to arrange Liebherr fridges and freezers as well as ice cream chests and bottle coolers above each other in a flexible, modular manner.



Cylinder lock for foamed lid

A lid lock can be installed on all models to secure the contents of the chest appliance. Cylinder lock for foamed lid suitable for MRHsc 2852.



Cylinder lock for glass sliding lid

A lid lock can be installed on all models to secure the contents of the chest appliance. Cylinder lock for glass sliding lid suitable for MRHsc 2862.



Roller bars

The rollers (diameter 30 mm) make it easy to move the appliance for cleaning. In order to guarantee optimum stability, roller sets must not be fitted to appliances which are installed using a connecting frame. This is only available for individual appliances.



Set of connection elements

Countertop fridges and freezers can be placed on top of one another to make the best use of the available space.




Lock

The appliances are equipped with standard locks. Several appliances can be locked with one key. Additional lock barrels with up to ten different keys are available.



Hanging baskets

Hanging baskets allow goods to be presented clearly.



External control button

In MRHsc chest coolers, the external control button makes it easier to access the thermostat and adjust the temperature. It is available in six different colours.



Scanner rail

Price tags and scan codes can easily be displayed using the practical scanner rail. Easy to attach to the front of the grid shelves.



WFbli 5241 Perfection

Wine fridges by Liebherr – for true enjoyment

Whether you are preserving them for final maturation, storing them at perfect drinking temperature or attractively presenting them ready for serving, Liebherr wine fridges give fine wines the suitable conditions and a climate that they deserve.

Constant temperatures retain the character of the wine, the right humidity guarantees supple corks. Your valuable contents are protected from outside odours and therefore from the adulteration of the flavour. And thanks to high UV protection, even from unwanted ageing processes. Not least, younger wines can mature without vibrations.

Every Liebherr wine fridge is full of enjoyment. For the user, too. This is ensured by long-lasting, high-quality materials as well as lots of security functions and convenient handling.

The advantages at a glance

SmartDevice
The integrated SmartDevice box enables you to control the appliance and use additional services using your smartphone or tablet.

HumiditySelect
With HumiditySelect, the humidity can be adjusted in two stages: Standard or High.

Maximum storage capacity
Depending on the model, neck-to-neck storage on sturdy metal shelves allows 158 to 284 bottles to be stored safely and accessed easily.

1 zone
With constant temperature throughout the interior, adjustable from +5 °C to +20 °C.

VibrateSafe
Specifically developed, particularly quiet compressors and the solid shelves ensure the wine is not disturbed when stored.

Height adjustable metal shelves
Robust and easy to clean, with an attractive wooden front, height-adjustable on smooth runners.

FreshAir
For a pure bouquet, an activated charcoal filter reliably binds odours of any kind.

TempProtect Plus
Two sensors constantly measure the temperature in the wine fridge. A notification is sent in the event of a critical change.*

eDoorLock
An electronic door lock prevents unauthorised operation and only unlocks the wine fridge after a correct PIN has been entered.*

Safety
Sophisticated alarm functions provide both audible and visual alarms.*

PowerChill
Newly stored bottles are cooled very quickly and automatically to the ideal serving temperature.

Ergonomic slimline door handle
Perfect for frequent use with the integrated opening mechanism.

UVProtect Plus
3-fold protection: A tinted glass door with two layers of vacuum-deposited metal provides highly efficient protection from solar radiation.

Presentation light
Effectively showcases the wine collection even when the glass door is closed. The brightness can be dimmed using the display.*

EasyFill
Loading aid for easy stocking of the wine fridge. From an angle of 90°, the door remains open.

SelfClosing Door
The door of the wine fridge closes smoothly by itself when opened less than 90°.



WFBli 7741 Perfection

* also via SmartDevice app



EasyServe basket
For clearly arranged storage and easy accessibility at the bar, the EasyServe bottle basket is attached at working height and slides out gently on rails.




LightColumn
An LED light column from top to bottom on both sides evenly illuminates the interior of the wine serving fridge when the door is opened.



Touch & Swipe display
The Touch & Swipe display precisely set into the door underscores the high standard of workmanship. Its operation is also typical of Liebherr: intuitive and easy by means of tapping and swiping.

	Series Perfection
Quality	Constant temperature maintenance
	Adjustable temperature range in one zone: +5 °C to +20 °C
	Permanent display of the current temperature
	Triple UV and safety glazing / UVProtect Plus
	Low-vibration storage / VibrateSafe
	Neck-to-neck storage for maximum bottle capacity
	Replaceable door seal
Perfect climate	2 height-adjustable feet
	Adjustable humidity with HumiditySelect
	1 FreshAir filter with replacement reminder
Convenience and flexibility	Temperature setting in 1 °C increments
	EasyServe basket
	PowerChill
Design and lifestyle	EasyFill loading aid
	SelfClosing Door
	Height-adjustable metal shelves with wooden front
	Display: selection of 12 languages (DE/EN/FR/ES/IT/NL/CS/PL/PT/BG/RU/ZH)
	Lighting: LightColumn ,double-sided
	Rear wall panel: Stainless steel
	Touch & Swipe display
Safety	Presentation light
	Slimline handle with integrated opening mechanism brushed aluminium
	Low noise
	TempProtect Plus
Connectivity*	Door, temperature and power failure alarm
	Alarm issued both audibly and visually on display, via pulsating illumination and push message with SmartDevice*
	Display lock
	eDoorLock
	SmartDevice (SmartDevice box included)
	Presentation light*
	Temperature setting in 1 °C increments*
	Display and control of relevant appliance functions*
Special features of this series are highlighted .	

WFbli 5041




F

A

G

165**

← 60 →

Max.:  158

WFbli 5241




F

A


G

185**

← 60 →

Max.:  188

WFbli 7741




E

A

G

201**

← 75 →

Max.:  284

Quality right down to the smallest detail



Metal shelves
The sturdy metal shelves with beech wood fronts can be moved as required for flexible arrangement of the bottles. The struts provide a secure hold and the coated metal is easy to clean.



eDoorLock
Unauthorised use is prevented by eDoorLock. The door lock can be unlocked by entering a PIN. And for even more security, the SmartDevice app tells you anytime and anywhere whether the door is open or closed.



LightColumn (double-sided)
The full-height LED LightColumns on both sides evenly illuminate the interior and show off the wine selection to its best advantage. A special highlight is the dimmable presentation lighting, which sets an attractive stage for the wines.



Ergonomic handle
The ergonomic slimline door handle with integrated opening mechanism has been perfected for frequent use and allows the door to be operated quickly and with little effort – even when opening it several times in quick succession.



EasyServe basket
For exceptional service, every hand movement counts. This means the wines must be clearly arranged and easily accessible, as in our EasyServe bottle basket. Fitted at working height, it slides out smoothly on rails.



PowerChill
PowerChill automatically cools down newly stored bottles particularly quickly. Even on busy days with the door constantly being opened, the appliance independently generates the ideal serving temperature and automatically switches back to the usual energy-saving mode.



WFbli 7741

Perfection

Capacity	642 litre
Max. No. of Bordeaux bottles	0.75 Ltr ¹
Exterior dimensions in mm (w / d / h)	747 / 763 / 2044
Interior dimensions in mm (w / d / h)	642 / 573 / 1830
Energy efficiency class ²	<div><div></div><div>E</div><div>A</div><div>G</div></div>
Energy consumption in 365 days ³	121 kWh
Climate rating	SN-ST
Ambient temperature range ⁴	+10 °C to +38 °C
Refrigerant	R 600a
Sound power level / Sound power class	38 dB(A) / C
Voltage / frequency / Connection rating	220 - 240V~ / 50/60 Hz / 1.5 A
Heat output	229 kJ/h
Fan / FreshAir activated charcoal filter	yes / yes
Humidity control via	HumiditySelect (two level: standard & high)
Temperature zones / Adjustable cooling circuits	1 / 1
Temperature range	+5 °C to +20 °C
Door / Side walls	glass door, frame black / black
Control unit type / position	2.4" colour TFT display / in the door
Control unit operation	touch & swipe
Fault: warning signal / Alarm (door open)	visual and audible / visual and audible
Child lock function	yes
Internal liner material	plastic, graphite grey
Interior light	LED light stripe, both sides
permanently activated / dimmable	yes / yes
Connectivity solution	SmartDeviceBox included
EasyFill loading aid / Shelf material	yes / metal shelf with wooden front
Storage shelves / running on telescopic rails	7 / 1
Height-adjustable shelves	yes
Handle	slimline handle with integrated opening mechanism
Air filter	In rear wall
Type of lock	electronic, without remote control
Self-closing door / Door hinges	yes / right, reversible on site
Door seal	replaceable
Side-by-side capable	yes
Gross / net weight	136 / 127 kg
Accessories	
FreshAir active carbon filter	9882460
Wooden shelf / Presentation shelf (wooden folding shelf)	- / 7113043
Metal shelf with wooden front / Clip-on labelling system	7113262 / 9882766
Bottle presenter / Water tray with lava stone	9882303 / 7435870
Perforated plate	
Anti-tipping device for wall mounting	9882767
Side-by-Side set	9032282



WFbli 5241

Perfection

Capacity	459 litre
Max. No. of Bordeaux bottles	188
Exterior dimensions in mm (w / d / h)	597 / 763 / 1884
Interior dimensions in mm (w / d / h)	492 / 587 / 1670
Energy efficiency class ²	<div><div></div><div>F</div><div>A</div><div>G</div></div>
Energy consumption in 365 days ³	117 kWh
Climate rating	SN-ST
Ambient temperature range ⁴	+10 °C to +38 °C
Refrigerant	R 600a
Sound power level / Sound power class	38 dB(A) / C
Voltage / frequency / Connection rating	220 - 240V~ / 50/60 Hz / 1.5 A
Heat output	188 kJ/h
Fan / FreshAir activated charcoal filter	yes / yes
Humidity control via	HumiditySelect (two level: standard & high)
Temperature zones / Adjustable cooling circuits	1 / 1
Temperature range	+5 °C to +20 °C
Door / Side walls	glass door, frame black / black
Control unit type / position	2.4" colour TFT display / in the door
Control unit operation	touch & swipe
Fault: warning signal / Alarm (door open)	visual and audible / visual and audible
Child lock function	yes
Internal liner material	plastic, graphite grey
Interior light	LED light stripe, both sides
permanently activated / dimmable	yes / yes
Connectivity solution	SmartDeviceBox included
EasyFill loading aid / Shelf material	yes / metal shelf with wooden front
Storage shelves / running on telescopic rails	7 / 1
Height-adjustable shelves	yes
Handle	slimline handle with integrated opening mechanism
Air filter	In rear wall
Type of lock	electronic, without remote control
Self-closing door / Door hinges	yes / right, reversible on site
Door seal	replaceable
Side-by-side capable	yes
Gross / net weight	109 / 102 kg
Accessories	
FreshAir active carbon filter	9882460
Wooden shelf / Presentation shelf (wooden folding shelf)	7113328 / 7113041
Metal shelf with wooden front / Clip-on labelling system	7113254 / 9882766
Bottle presenter / Water tray with lava stone	9882303 / 9882755
Perforated plate	9302885
Anti-tipping device for wall mounting	9882767
Side-by-Side set	9017744

¹ These models are only intended for storing wine. Maximum DIN norm bordeaux bottles capacity (0.75 l) as per norm NF H 35-124 (H: 300.5 mm, Ø 76.1 mm)
² As per EU Regulation 2019/2016.
³ Measured as per EN 62552.
⁴ Indicates the ambient temperature at which the appliance can be safely operated.



WFbli 5041

Perfection

Capacity	398 litre
Max. No. of Bordeaux bottles	158
Exterior dimensions in mm (w / d / h)	597 / 763 / 1684
Interior dimensions in mm (w / d / h)	492 / 587 / 1470
Energy efficiency class ²	<div><div></div><div>F</div><div>A</div><div>G</div></div>
Energy consumption in 365 days ³	111 kWh
Climate rating	SN-ST
Ambient temperature range ⁴	+10 °C to +38 °C
Refrigerant	R 600a
Sound power level / Sound power class	38 dB(A) / C
Voltage / frequency / Connection rating	220 - 240V~ / 50/60 Hz / 1.5 A
Heat output	167 kJ/h
Fan / FreshAir activated charcoal filter	yes / yes
Humidity control via	HumiditySelect (two level: standard & high)
Temperature zones / Adjustable cooling circuits	1 / 1
Temperature range	+5 °C to +20 °C
Door / Side walls	glass door, frame black / black
Control unit type / position	2.4" colour TFT display / in the door
Control unit operation	touch & swipe
Fault: warning signal / Alarm (door open)	visual and audible / visual and audible
Child lock function	yes
Internal liner material	plastic, graphite grey
Interior light	LED light stripe, both sides
permanently activated / dimmable	yes / yes
Connectivity solution	SmartDeviceBox included
EasyFill loading aid / Shelf material	yes / metal shelf with wooden front
Storage shelves / running on telescopic rails	6 / 1
Height-adjustable shelves	yes
Handle	slimline handle with integrated opening mechanism
Air filter	In rear wall
Type of lock	electronic, without remote control
Self-closing door / Door hinges	yes / right, reversible on site
Door seal	replaceable
Side-by-side capable	yes
Gross / net weight	99 / 93 kg
Accessories	
FreshAir active carbon filter	9882460
Wooden shelf / Presentation shelf (wooden folding shelf)	7113328 / 7113041
Metal shelf with wooden front / Clip-on labelling system	7113254 / 9882766
Bottle presenter / Water tray with lava stone	9882303 / 9882755
Perforated plate	9302885
Anti-tipping device for wall mounting	9882767
Side-by-Side set	9017743

Wine serving fridges



FreshAir activated charcoal filter
To ensure wine can mature with optimum air quality and the bouquet remains pure, the FreshAir activated charcoal filter reliably binds odours of all types. The filter should be changed every 6 months, which is displayed via a reminder function (depending on the model).



Water tray and lava stones
The retrofittable water tray and lava stones help to maintain perfect humidity – this means corks remain perfectly moist even in dry conditions.



Bottle presenter
Masterfully highlights your special bottles: the elegant bottle presenter showcases wine bottles, drawing the observer's gaze to the label. It also holds opened bottles securely.

Wine serving fridges



Labelling clips
For ideally organising your wine stocks: the five stylish aluminium labelling clips. They can be labelled and attached flexibly to the bottle shelves.



Perforated plate
The perforated plate support ensures optimal stability of bottles. Beverages and containers are therefore always stored securely. The perforated plate supports are extremely resilient and optimally suited for filling with drinks.



Anti-tipping device
The anti-tipping device connects the appliance firmly to the wall at the top. This ensures stable storage and safe loading and unloading of the pull-out shelves, even with maximum filling.



Metal shelf with wooden front, height-adjustable
The robust metal shelf combines everything you need for wine storage in restaurants. It can be variably adjusted in the appliance for flexible bottle distribution. The struts ensure a particularly secure hold. The coated metal is extremely easy to clean. And the pure, clear design with a beech wood front harmonises with all your stored wines.



Wooden shelf, height-adjustable
Mature and sophisticated. The elegant shelves, made of beech wood, are designed for low-vibration, horizontal wine storage, and their ergonomic shape makes it easy to put in, take out and rearrange the bottles. Another advantage is that the wood breathes and can store small amounts of water – this is good for the microclimate inside and therefore also long-term storage.



Wooden presentation shelf
Two open bottles of wine can also be securely stored and presented on the beech wood presentation shelf. The shelf's integrated folding function makes this possible.



Merchandising freezers for catering and retail – quality that pays off

In a world becoming increasingly mobile and fast, good visibility and the right impulses count. Thanks to an optimal TDA (Total Display Area), Liebherr chest freezers present snacks, ice cream or convenience products with maximum clarity and invite customers to reach in. Its attractive design sets new standards in the industry and individual branding possibilities turn every chest into an attractively presented brand experience. This not only boosts profits but also supports sustainability. As well as very low energy costs, natural refrigerant, PVC-free components and low heat emissions, the highly efficient professional appliances stand out by being virtually maintenance-free and having at least 15 years of reliable freezing performance. In short, they deliver unbeatable TCO (Total Cost of Ownership).

Increase the awareness of your brand.

Liebherr offers numerous possibilities of branding freezers individually and impressively. You can choose between different procedures and different models. Upon request, we can develop special appliance concepts for you which perfectly match your brand and your specific requirements.

Individual adhesive

The desired branding is applied to a suitable label, usually PVC film, either using the screen printing or digital printing method, depending on the batch size and motif. This is fitted accurately onto the foamed chest or fridge housing.



Display/side wall/door label and individual colour scheme

Individual colour schemes present your brand in an appealing way and make your goods stand out even more. The side walls of the chest and plastic end pieces on the chest frame, as well as the display and display frame on freezers for sales promotion, can be designed according to customer specifications.

The advantages at a glance



Energy-efficient LED interior lighting
Energy-efficient LED interior lighting for an effective and convincing goods presentation. An optional lid lock is available.

Multi-part frame made of plastic and aluminium
The multi-part frame made of plastic and aluminium in an attractive and modern design with rounded corners ensures stability and better hygiene as well as protection during removal of goods.

Highly dampening insulation
The highly dampening insulation ensures constant temperatures and reduces the energy consumption.

RoHS and WEEE conformity
RoHS and WEEE compliant thanks to environmentally friendly materials in combination with optimal recyclability.



Lid lock
The lid lock gives protection against unauthorised access.

Stable hanging baskets
Stable hanging baskets enable transparent goods presentation.

Hardened single-pane safety glass
The tempered single-pane safety glass is break-proof, resilient and offers stability in the upper part of the chest. In addition, thanks to the lower heat radiation, it guarantees an optimal view of the stored goods. The lid can be removed for easy handling and cleaning.

Profile seal
Profile seal for easy opening and closing of the lid.

Steel inner lining
The steel inner liner with rounded corners is easy to clean, enables perfect hygiene, and has a good cold-conducting capacity.

Quieter due to outer skin condenser
The foamed outer skin condenser means that the ice cream chests are very low in noise and vibrations – and the housing is easy to clean. In addition, no condensation is formed on the outside.



Sturdy castors
Sturdy castors facilitate transport if the appliance has to be moved, and enable convenient floor cleaning under the appliance.



EFI 3553



Smooth-running sliding glass lid
The slightly curved glass sliding lids of the EFI chests consist of hardened single-pane safety glass. The profile seals and the plastic frame heated with hot gas via the compressor allow the lid halves to be moved easily at any time.



Insulated sliding lid
Thanks to the compound cover made of aluminium and hard PVC, the lids insulated with rigid foam are particularly resilient. The top is equipped with a scratch-proof aluminium work surface. The foam-insulated sliding lid is available as an alternative to glass sliding lids. A pluggable lock can be supplied as an accessory.



The action area rack from Liebherr
More goods in the same space. With this extremely robust, high load-bearing accessory, Liebherr refrigerators and freezers can be arranged above each other in any combination. This means 65% more capacity without requiring a millimetre more of additional space. This allows you to offer significantly more products at the customers' eye level where they can't be overlooked.



Glass screening
The robust glass screen made of tempered safety glass protects the ice cream from dirt during sales and contributes to the attractive presentation of goods. The particularly deep glass screen on the front offers excellent visibility, so that customers can easily see the goods from various angles.



EFI 5653

Width	1885 mm
Gross / net capacity	571 / 408 litre
Exterior dimensions in mm (w / d / h)	1885 / 660 / 825
Interior dimensions in mm (w / d / h)	1760 / 535 / 656
Total display area in m² (TDA) ¹	1.03
Energy efficiency class ²	<div><div></div><div>D</div><div>A</div><div>G</div></div>
Energy consumption in 365 days	1094 kWh
Climate class (energy directive)	B
Temperature class (energy directive)	C1
Ambient temperature range ³	+10 °C to +35 °C
Refrigerant	R 290
Sound power level	52 dB(A)
Voltage / frequency	220 – 240V~ / 50 Hz
Connection rating	2.5 A
Cooling system / Defrost	static / manual
Temperature range	-10 °C to -24 °C
Lid material	sliding glass lid
External cabinet finish	steel / white
Internal liner material	steel
Frame colour	grey
Type of control	rotary control
Temperature display	internal analogue
Interior light	LED
Number of baskets included	8
Number of baskets, max (see picture)	8
Castors	swivel castors
Type of lock	mechanically retrofittable
Water drain	yes
Gross / net weight	90.7 / 80.9 kg
Also available without interior light as	EFI 5603
Accessories	
Basket 270 mm	7111009
Basket 210 mm	7111039
Partition grid 270 mm / High grid	7111031
Partition grid 210 mm / High grid	7111784
Partition grid 270 mm / Low grid	7111033
Partition grid 210 mm / Low grid	7111787
Rubber bumpers, grey	7266707
Cylinder lock for glass sliding lid	7043660
Glass canopy	
Scoop ice cream containers	7741721
Baskets for scoop ice cream containers	on request
External thermostat dial	on request
Scanner rail	7652174



EFI 4853

Width	1675 mm
Gross / net capacity	499 / 355 litre
Exterior dimensions in mm (w / d / h)	1675 / 660 / 825
Interior dimensions in mm (w / d / h)	1550 / 535 / 656
Total display area in m² (TDA) ¹	0.91
Energy efficiency class ²	<div><div></div><div>D</div><div>A</div><div>G</div></div>
Energy consumption in 365 days	990 kWh
Climate class (energy directive)	B
Temperature class (energy directive)	C1
Ambient temperature range ³	+10 °C to +35 °C
Refrigerant	R 290
Sound power level	52 dB(A)
Voltage / frequency	220 – 240V~ / 50 Hz
Connection rating	2.5 A
Cooling system / Defrost	static / manual
Temperature range	-10 °C to -24 °C
Lid material	sliding glass lid
External cabinet finish	steel / white
Internal liner material	steel
Frame colour	grey
Type of control	rotary control
Temperature display	internal analogue
Interior light	LED
Number of baskets included	7
Number of baskets, max (see picture)	7
Castors	swivel castors
Type of lock	mechanically retrofittable
Water drain	yes
Gross / net weight	89.5 / 79.9 kg
Also available without interior light as	EFI 4803
Accessories	
Basket 270 mm	7111009
Basket 210 mm	7111039
Partition grid 270 mm / High grid	7111031
Partition grid 210 mm / High grid	7111784
Partition grid 270 mm / Low grid	7111033
Partition grid 210 mm / Low grid	7111787
Rubber bumpers, grey	7266707
Cylinder lock for glass sliding lid	7043660
Glass canopy	9809162
Scoop ice cream containers	7741721
Baskets for scoop ice cream containers	on request
External thermostat dial	on request
Scanner rail	7652066

¹ Measured as per EN 16901.
² As per EU Regulation 2019/2018.
³ Indicates the ambient temperature at which the appliance can be safely operated.



EFI 4453

Width	1465 mm
Gross / net capacity	426 / 302 litre
Exterior dimensions in mm (w / d / h)	1465 / 660 / 825
Interior dimensions in mm (w / d / h)	1340 / 535 / 656
Total display area in m² (TDA) ¹	0.79
Energy efficiency class ²	<div><div></div><div>D</div><div>A</div><div>G</div></div>
Energy consumption in 365 days	764 kWh
Climate class (energy directive)	B
Temperature class (energy directive)	C1
Ambient temperature range ³	+10 °C to +35 °C
Refrigerant	R 290
Sound power level	52 dB(A)
Voltage / frequency	220 – 240V~ / 50 Hz
Connection rating	2.5 A
Cooling system / Defrost	static / manual
Temperature range	-10 °C to -24 °C
Lid material	sliding glass lid
External cabinet finish	steel / white
Internal liner material	steel
Frame colour	grey
Type of control	rotary control
Temperature display	internal analogue
Interior light	LED
Number of baskets included	6
Number of baskets, max (see picture)	6
Castors	swivel castors
Type of lock	mechanically retrofittable
Water drain	yes
Gross / net weight	76.4 / 67.4 kg
Also available without interior light as	EFI 4403
Accessories	
Basket 270 mm	7111009
Basket 210 mm	7111039
Partition grid 270 mm / High grid	7111031
Partition grid 210 mm / High grid	7111784
Partition grid 270 mm / Low grid	7111033
Partition grid 210 mm / Low grid	7111787
Rubber bumpers, grey	7266707
Cylinder lock for glass sliding lid	7043660
Glass canopy	
Scoop ice cream containers	7741721
Baskets for scoop ice cream containers	on request
External thermostat dial	on request
Scanner rail	7652065



EFI 3553



EFI 2853

Width	1255 mm
Gross / net capacity	355 / 249 litre
Exterior dimensions in mm (w / d / h)	1255 / 660 / 825
Interior dimensions in mm (w / d / h)	1130 / 535 / 656
Total display area in m² (TDA) ¹	0.67
Energy efficiency class ²	<div><div></div><div>D</div><div>A E G</div></div>
Energy consumption in 365 days	726 kWh
Climate class (energy directive)	B
Temperature class (energy directive)	C1
Ambient temperature range ³	+10 °C to +35 °C
Refrigerant	R 290
Sound power level	52 dB(A)
Voltage / frequency	220 – 240V~ / 50 Hz
Connection rating	1.5 A
Cooling system / Defrost	static / manual
Temperature range	–10 °C to –24 °C
Lid material	sliding glass lid
External cabinet finish	steel / white
Internal liner material	steel
Frame colour	grey
Type of control / Temperature display	rotary control / internal analogue
Interior light	LED
Number of baskets included	5
Number of baskets, max (see picture)	5
Castors	swivel castors
Type of lock	mechanically retrofittable
Water drain	yes
Gross / net weight	68.5 / 60.4 kg
Also available without interior light as	EFI 3503
Accessories	
Basket 270 mm	7111009
Basket 210 mm	7111039
Partition grid 270 mm / High grid	7111031
Partition grid 210 mm / High grid	7111784
Partition grid 270 mm / Low grid	7111033
Partition grid 210 mm / Low grid	7111787
Rubber bumpers, grey	7266707
Cylinder lock for glass sliding lid	7043660
Glass canopy	9809160
Scoop ice cream containers	7741721
Baskets for scoop ice cream containers	on request
External thermostat dial	on request
Scanner rail	7652064
Action-Area-Rack white	



EFI 2153



EFI 1453

Width	835 mm
Gross / net capacity	211 / 143 litre
Exterior dimensions in mm (w / d / h)	835 / 660 / 825
Interior dimensions in mm (w / d / h)	710 / 535 / 656
Total display area in m² (TDA) ¹	0.42
Energy efficiency class ²	<div><div></div><div>D</div><div>A E G</div></div>
Energy consumption in 365 days	492 kWh
Climate class (energy directive)	B
Temperature class (energy directive)	C1
Ambient temperature range ³	+10 °C to +35 °C
Refrigerant	R 290
Sound power level	42 dB(A)
Voltage / frequency	220 – 240V~ / 50 Hz
Connection rating	1.5 A
Cooling system	static
Defrost	manual
Temperature range	–10 °C to –24 °C
Lid material	sliding glass lid
External cabinet finish	steel / white
Internal liner material	steel
Frame colour	grey
Type of control	rotary control
Temperature display	internal analogue
Interior light	LED
Number of baskets included	3
Number of baskets, max (see picture)	3
Castors	swivel castors
Type of lock	mechanically retrofittable
Water drain	yes
Gross / net weight	56.3 / 49.6 kg
Also available without interior light as	EFI 2103
Accessories	
Basket 270 mm	7111009
Basket 210 mm	7111039
Partition grid 270 mm / High grid	7111031
Partition grid 210 mm / High grid	7111784
Partition grid 270 mm / Low grid	7111033
Partition grid 210 mm / Low grid	7111787
Rubber bumpers, grey	7266707
Cylinder lock for glass sliding lid	7043660
Scoop ice cream containers	7741721
Baskets for scoop ice cream containers	on request
External thermostat dial	on request
Scanner rail	7652062

¹ Measured as per EN 16901.
² As per EU Regulation 2019/2018.
³ Indicates the ambient temperature at which the appliance can be safely operated.



EFE 6052

EFE 5152

Width	1885 mm
Gross / net capacity	595 / 457 litre
Exterior dimensions in mm (w / d / h)	1885 / 660 / 825
Interior dimensions in mm (w / d / h)	1760 / 535 / 658
Total display area in m² (TDA) ¹	1.03
Energy efficiency class ²	<div><div></div><div>D</div><div>A G</div></div>
Energy consumption in 365 days	1111 kWh
Climate class (energy directive)	B
Temperature class (energy directive)	C1
Ambient temperature range ³	+10 °C to +35 °C
Refrigerant	R 290
Sound power level	52 dB(A)
Voltage / frequency	220 – 240V~ / 50 Hz
Connection rating	2.5 A
Cooling system	static
Defrost	manual
Temperature range	–10 °C to –24 °C
Lid material	sliding glass lid
External cabinet finish	steel / white
Internal liner material	steel
Frame colour	grey
Type of control	rotary control
Temperature display	internal analogue
Interior light	LED
Number of baskets included	0
Number of baskets, max	8
Castors	swivel castors
Type of lock	mechanically retrofittable
Water drain	yes
Gross / net weight	92.1 / 81.9 kg
Accessories	
Basket 270 mm	7111011
Basket 210 mm	7111041
Partition grid 270 mm	7111029
Partition grid 210 mm	7111784
Rubber bumpers, grey	7266707
Cylinder lock for glass sliding lid	7043660
Scoop ice cream containers	7741721
Baskets for scoop ice cream containers	on request
External thermostat dial	on request
Scanner rail	7652174

Width	1675 mm
Gross / net capacity	520 / 398 litre
Exterior dimensions in mm (w / d / h)	1675 / 660 / 825
Interior dimensions in mm (w / d / h)	1555 / 535 / 658
Total display area in m² (TDA) ¹	0.91
Energy efficiency class ²	<div><div></div><div>D</div><div>A G</div></div>
Energy consumption in 365 days	1044 kWh
Climate class (energy directive)	B
Temperature class (energy directive)	C1
Ambient temperature range ³	+10 °C to +35 °C
Refrigerant	R 290
Sound power level	52 dB(A)
Voltage / frequency	220 – 240V~ / 50 Hz
Connection rating	2.5 A
Cooling system	static
Defrost	manual
Temperature range	–10 °C to –24 °C
Lid material	sliding glass lid
External cabinet finish	steel / white
Internal liner material	steel
Frame colour	grey
Type of control	rotary control
Temperature display	internal analogue
Interior light	LED
Number of baskets included	0
Number of baskets, max	7
Castors	swivel castors
Type of lock	mechanically retrofittable
Water drain	yes
Gross / net weight	79.5 / 74.2 kg
Accessories	
Basket 270 mm	7111011
Basket 210 mm	7111041
Partition grid 270 mm	7111029
Partition grid 210 mm	7111784
Rubber bumpers, grey	7266707
Cylinder lock for glass sliding lid	7043660
Scoop ice cream containers	7741721
Baskets for scoop ice cream containers	on request
External thermostat dial	on request
Scanner rail	7652066



EFE 4652

EFE 3852

Width	1465 mm
Gross / net capacity	444 / 339 litre
Exterior dimensions in mm (w / d / h)	1465 / 660 / 825
Interior dimensions in mm (w / d / h)	1340 / 535 / 658
Total display area in m² (TDA) ¹	0.78
Energy efficiency class ²	<div><div></div><div>D</div><div>A G</div></div>
Energy consumption in 365 days	750 kWh
Climate class (energy directive)	B
Temperature class (energy directive)	C1
Ambient temperature range ³	+10 °C to +35 °C
Refrigerant	R 290
Sound power level	52 dB(A)
Voltage / frequency	220 – 240V~ / 50 Hz
Connection rating	2.5 A
Cooling system	static
Defrost	manual
Temperature range	–10 °C to –24 °C
Lid material	sliding glass lid
External cabinet finish	steel / white
Internal liner material	steel
Frame colour	grey
Type of control	rotary control
Temperature display	internal analogue
Interior light	LED
Number of baskets included	0
Number of baskets, max	6
Castors	swivel castors
Type of lock	mechanically retrofittable
Water drain	yes
Gross / net weight	76.9 / 70.1 kg
Accessories	
Basket 270 mm	7111011
Basket 210 mm	7111041
Partition grid 270 mm	7111029
Partition grid 210 mm	7111784
Rubber bumpers, grey	7266707
Cylinder lock for glass sliding lid	7043660
Scoop ice cream containers	7741721
Baskets for scoop ice cream containers	on request
External thermostat dial	on request
Scanner rail	7652065

Width	1255 mm
Gross / net capacity	369 / 280 litre
Exterior dimensions in mm (w / d / h)	1255 / 660 / 825
Interior dimensions in mm (w / d / h)	1130 / 535 / 658
Total display area in m² (TDA) ¹	0.66
Energy efficiency class ²	<div><div></div><div>C</div><div>A G</div></div>
Energy consumption in 365 days	601 kWh
Climate class (energy directive)	B
Temperature class (energy directive)	C1
Ambient temperature range ³	+10 °C to +35 °C
Refrigerant	R 290
Sound power level	52 dB(A)
Voltage / frequency	220 – 240V~ / 50 Hz
Connection rating	1.5 A
Cooling system	static
Defrost	manual
Temperature range	–10 °C to –24 °C
Lid material	sliding glass lid
External cabinet finish	steel / white
Internal liner material	steel
Frame colour	grey
Type of control	rotary control
Temperature display	internal analogue
Interior light	LED
Number of baskets included	0
Number of baskets, max	5
Castors	swivel castors
Type of lock	mechanically retrofittable
Water drain	yes
Gross / net weight	69.3 / 61.2 kg
Accessories	
Basket 270 mm	7111011
Basket 210 mm	7111041
Partition grid 270 mm	7111029
Partition grid 210 mm	7111784
Rubber bumpers, grey	7266707
Cylinder lock for glass sliding lid	7043660
Scoop ice cream containers	7741721
Baskets for scoop ice cream containers	on request
External thermostat dial	on request
Scanner rail	7652064

¹ Measured as per EN 16901.
² As per EU Regulation 2019/2018.
³ Indicates the ambient temperature at which the appliance can be safely operated.



EFE 3052



EFE 2252

Width	1045 mm
Gross / net capacity	294 / 222 litre
Exterior dimensions in mm (w / d / h)	1045 / 660 / 825
Interior dimensions in mm (w / d / h)	920 / 535 / 658
Total display area in m² (TDA) ¹	0.54
Energy efficiency class ²	<div><div></div><div>C</div><div>A</div><div>G</div></div>
Energy consumption in 365 days	528 kWh
Climate class (energy directive)	B
Temperature class (energy directive)	C1
Ambient temperature range ³	+10 °C to +35 °C
Refrigerant	R 290
Sound power level	52 dB(A)
Voltage / frequency	220 – 240V~ / 50 Hz
Connection rating	1.5 A
Cooling system	static
Defrost	manual
Temperature range	–10 °C to –24 °C
Lid material	sliding glass lid
External cabinet finish	steel/ white
Internal liner material	steel
Frame colour	grey
Type of control	rotary control
Temperature display	internal analogue
Interior light	LED
Number of baskets included	0
Number of baskets, max	4
Castors	swivel castors
Type of lock	mechanically retrofittable
Water drain	yes
Gross / net weight	57.5 / 56.6 kg
Accessories	
Basket 270 mm	7111011
Basket 210 mm	7111041
Partition grid 270 mm	7111029
Partition grid 210 mm	7111784
Rubber bumpers, grey	7266707
Cylinder lock for glass sliding lid	7043660
Scoop ice cream containers	7741721
Baskets for scoop ice cream containers	on request
External thermostat dial	on request
Scanner rail	7652063
Action-Area-Rack white	9031196



EFE 1552



EFE 1152

Width	625 mm	751 mm
Gross / net capacity	144 / 104 litre	107 / 80 litre
Exterior dimensions in mm (w / d / h)	625 / 660 / 825	751 / 481 / 825
Interior dimensions in mm (w / d / h)	500 / 535 / 658	605 / 315 / 657
Total display area in m² (TDA) ¹	0.30	0.16
Energy efficiency class ²	<div><div></div><div>C</div><div>A</div><div>G</div></div>	<div><div></div><div>C</div><div>A</div><div>G</div></div>
Energy consumption in 365 days	369 kWh	323 kWh
Climate class (energy directive)	B	B
Temperature class (energy directive)	C1	C1
Ambient temperature range ³	+10 °C to +35 °C	+10 °C to +35 °C
Refrigerant	R 600a	R 600a
Sound power level	42 dB(A)	42 dB(A)
Voltage / frequency	220 – 240V~ / 50 Hz	220 – 240V~ / 50 Hz
Connection rating	1.5 A	1.5 A
Cooling system	static	static
Defrost	manual	manual
Temperature range	–10 °C to –24 °C	–10 °C to –24 °C
Lid material	sliding glass lid	sliding glass lid
External cabinet finish	steel/ white	steel/ white
Internal liner material	steel	steel
Frame colour	grey	grey
Type of control	rotary control	rotary control
Temperature display	internal analogue	external analogue
Interior light	LED	LED, separate connection
Number of baskets included	0	0
Number of baskets, max	2	3
Castors	swivel castors	swivel castors
Type of lock	mechanically retrofittable	mechanically retrofittable
Water drain	yes	yes
Gross / net weight	44 / 40.9 kg	42.7 / 39 kg
Accessories		
Basket 270 mm	7111011	
Basket 210 mm	7111041	
Basket 195 mm		7112788
Partition grid 270 mm	7111029	
Partition grid 210 mm	7111784	
Partition grid 195 mm		7111712
Rubber bumpers, grey	7266707	7266707
Cylinder lock for glass sliding lid	7043660	7043660
Scoop ice cream containers	7741721	
Baskets for scoop ice cream containers	on request	
External thermostat dial	on request	on request
Scanner rail	7652061	7652176

¹ Measured as per EN 16901.
² As per EU Regulation 2019/2018.
³ Indicates the ambient temperature at which the appliance can be safely operated.



EFE 5100

EFE 4600

Width	1675 mm
Gross / net capacity	503 / 449 litre
Exterior dimensions in mm (w / d / h)	1675 / 660 / 825
Interior dimensions in mm (w / d / h)	1550 / 535 / 632
Energy efficiency class ¹	<div><div></div><div>C</div><div>A</div><div>G</div></div>
Energy consumption in 365 days	694 kWh
Climate class (energy directive)	B
Temperature class (energy directive)	C1
Ambient temperature range ²	+10 °C to +35 °C
Refrigerant	R 290
Sound power level	52 dB(A)
Voltage / frequency	220 - 240V~ / 50 Hz
Connection rating	2.5 A
Cooling system	static
Defrost	manual
Temperature range	-10 °C to -24 °C
Lid material	aluminium sliding lid
External cabinet finish	steel / white
Internal liner material	steel
Frame colour	grey
Type of control	rotary control
Temperature display	internal analogue
Number of baskets included	0
Number of baskets, max	7
Castors	swivel castors
Type of lock	mechanically retrofittable
Water drain	yes
Gross / net weight	72.5 / 67.2 kg

Accessories	
Basket 270 mm	7111011
Basket 210 mm	7111041
Partition grid 270 mm	7111029
Partition grid 210 mm	7111784
Rubber bumpers, grey	7266707
Cylinder lock for foamed lid	7042835
Scoop ice cream containers	7741721
Baskets for scoop ice cream containers	on request
External thermostat dial	on request
Scanner rail	7652066
Action-Area-Rack white	



EFE 3800

EFE 3000

EFE 2200

EFE 1500

Width	1255 mm
Gross / net capacity	361 / 318 litre
Exterior dimensions in mm (w / d / h)	1255 / 660 / 825
Interior dimensions in mm (w / d / h)	1130 / 535 / 632
Energy efficiency class ¹	<div><div></div><div>C</div><div>A</div><div>G</div></div>
Energy consumption in 365 days	633 kWh
Climate class (energy directive)	B
Temperature class (energy directive)	C1
Ambient temperature range ²	+10 °C to +35 °C
Refrigerant	R 290
Sound power level	52 dB(A)
Voltage / frequency	220 - 240V~ / 50 Hz
Connection rating	1.5 A
Cooling system	static
Defrost	manual
Temperature range	-10 °C to -24 °C
Lid material	aluminium sliding lid
External cabinet finish	steel / white
Internal liner material	steel
Frame colour	grey
Type of control	rotary control
Temperature display	internal analogue
Number of baskets included	0
Number of baskets, max	5
Castors	swivel castors
Type of lock	mechanically retrofittable
Water drain	yes
Gross / net weight	59.5 / 55 kg

Accessories	
Basket 270 mm	7111011
Basket 210 mm	7111041
Partition grid 270 mm	7111029
Partition grid 210 mm	7111784
Rubber bumpers, grey	7266707
Cylinder lock for foamed lid	7042835
Scoop ice cream containers	7741721
Baskets for scoop ice cream containers	on request
External thermostat dial	on request
Scanner rail	7652064
Action-Area-Rack white	

Width	1045 mm
Gross / net capacity	287 / 252 litre
Exterior dimensions in mm (w / d / h)	1045 / 660 / 825
Interior dimensions in mm (w / d / h)	920 / 535 / 632
Energy efficiency class ¹	<div><div></div><div>C</div><div>A</div><div>G</div></div>
Energy consumption in 365 days	546 kWh
Climate class (energy directive)	B
Temperature class (energy directive)	C1
Ambient temperature range ²	+10 °C to +35 °C
Refrigerant	R 290
Sound power level	42 dB(A)
Voltage / frequency	220 - 240V~ / 50 Hz
Connection rating	1.5 A
Cooling system	static
Defrost	manual
Temperature range	-10 °C to -24 °C
Lid material	aluminium sliding lid
External cabinet finish	steel / white
Internal liner material	steel
Frame colour	grey
Type of control	rotary control
Temperature display	internal analogue
Number of baskets included	0
Number of baskets, max	4
Castors	swivel castors
Type of lock	mechanically retrofittable
Water drain	yes
Gross / net weight	58.5 / 51 kg

Accessories	
Basket 270 mm	7111011
Basket 210 mm	7111041
Partition grid 270 mm	7111029
Partition grid 210 mm	7111784
Rubber bumpers, grey	7266707
Cylinder lock for foamed lid	7042835
Scoop ice cream containers	7741721
Baskets for scoop ice cream containers	on request
External thermostat dial	on request
Scanner rail	7652063
Action-Area-Rack white	9031196

Width	835 mm
Gross / net capacity	213 / 186 litre
Exterior dimensions in mm (w / d / h)	835 / 660 / 825
Interior dimensions in mm (w / d / h)	710 / 535 / 632
Energy efficiency class ¹	<div><div></div><div>C</div><div>A</div><div>G</div></div>
Energy consumption in 365 days	413 kWh
Climate class (energy directive)	B
Temperature class (energy directive)	C1
Ambient temperature range ²	+10 °C to +35 °C
Refrigerant	R 600a
Sound power level	42 dB(A)
Voltage / frequency	220 - 240V~ / 50 Hz
Connection rating	1.5 A
Cooling system	static
Defrost	manual
Temperature range	-10 °C to -24 °C
Lid material	aluminium sliding lid
External cabinet finish	steel / white
Internal liner material	steel
Frame colour	grey
Type of control	rotary control
Temperature display	internal analogue
Number of baskets included	0
Number of baskets, max	3
Castors	swivel castors
Type of lock	mechanically retrofittable
Water drain	yes
Gross / net weight	52.2 / 47.5 kg

Accessories	
Basket 270 mm	7111011
Basket 210 mm	7111041
Partition grid 270 mm	7111029
Partition grid 210 mm	7111784
Rubber bumpers, grey	7266707
Cylinder lock for foamed lid	7042835
Scoop ice cream containers	7741721
Baskets for scoop ice cream containers	on request
External thermostat dial	on request
Scanner rail	7652062
Action-Area-Rack white	

Width	625 mm
Gross / net capacity	142 / 121 litre
Exterior dimensions in mm (w / d / h)	625 / 660 / 825
Interior dimensions in mm (w / d / h)	500 / 535 / 632
Energy efficiency class ¹	<div><div></div><div>C</div><div>A</div><div>G</div></div>
Energy consumption in 365 days	365 kWh
Climate class (energy directive)	B
Temperature class (energy directive)	C1
Ambient temperature range ²	+10 °C to +35 °C
Refrigerant	R 600a
Sound power level	42 dB(A)
Voltage / frequency	220 - 240V~ / 50 Hz
Connection rating	1.5 A
Cooling system	static
Defrost	manual
Temperature range	-10 °C to -24 °C
Lid material	aluminium sliding lid
External cabinet finish	steel / white
Internal liner material	steel
Frame colour	grey
Type of control	rotary control
Temperature display	internal analogue
Number of baskets included	0
Number of baskets, max	2
Castors	swivel castors
Type of lock	mechanically retrofittable
Water drain	yes
Gross / net weight	47.8 / 42 kg

Accessories	
Basket 270 mm	7111011
Basket 210 mm	7111041
Partition grid 270 mm	7111029
Partition grid 210 mm	7111784
Rubber bumpers, grey	7266707
Cylinder lock for foamed lid	7042835
Scoop ice cream containers	7741721
Baskets for scoop ice cream containers	on request
External thermostat dial	on request
Scanner rail	7652061
Action-Area-Rack white	

1 As per EU Regulation 2019/2018.
2 Indicates the ambient temperature at which the appliance can be safely operated.

The advantages at a glance

Replaceable seal

The easily exchangeable seal in the chest lid enables optimal hygiene, tight closing and increases the chest's lifespan.

Inner liner

Inner liner made of robust, coated sheet steel for increased durability and easy cleaning.

No condensate

No condensate on the housing and easy-to-clean exterior skin for perfect hygiene.

Foam condenser

Foam condenser in the outer surface for quiet and low-vibration operation.

Highly effective insulation

No energy loss and optimum energy efficiency due to highly effective insulation.



Ergonomic recessed grip

Continuous ergonomic recessed grip for convenient opening and closing.

LED lighting

Optimal transparency due to LED lighting in the interior.

Extremely robust chest

Extremely robust, stable and torsion-free chest body even for intensive loads.



Robust lock

Secured against unauthorised access by a robust lock.

Natural and PFC-free refrigerant R 600a

More energy efficiency and sustainability thanks to natural and HFC-free refrigerant R 600a in combination with powerful compressors.

Sturdy castors

Sturdy castors make transport easier and allow you to clean the floor under the chest easily.



Stable chest lid

The sturdy chest lid (stainless steel or white) can also be used as an additional work surface.



Stable hanging mesh baskets

Better overview and options in the distribution of the goods due to sturdy hanging mesh baskets.



Analogue temperature display

More storage reliability due to the analogue temperature display with accurate interior temperature display which can be set from -14 °C to -24 °C.

Frost Protect

Maximum versatility in the choice of installation location due to an extended ambient temperature range from -15 °C to +43 °C.

Stop Frost

Less frequent defrosting and frost-free interior thanks to the StopFrost system as well as effortless repeated opening due to the prevention of vacuum formation.



EFL 6056

EFL 6055

Width	1885 mm
Capacity	542 litre
Exterior dimensions in mm (w / d / h)	1885 / 710 / 825
Interior dimensions in mm (w / d / h)	1760 / 535 / 684
Energy efficiency class ¹	<div><div></div><div>E</div><div>A</div><div>G</div></div>
Energy consumption in 365 days	309 kWh
Climate class (energy directive)	SN-ST
Ambient temperature range ²	-15 °C to +43 °C
Refrigerant	R 600a
Sound power level	33 dB(A)
Sound power class	B
Voltage / frequency	220 - 240V~ / 50 Hz
Connection rating	1.5 A
Cooling system	static
Defrost	manual
Temperature range	-14 °C to -24 °C
Lid material	stainless steel
External cabinet finish	steel / white
Internal liner material	pre-coated steel
Frame colour	grey
Type of control	rotary control
Freezing capacity in 24 hrs	10 kg
Temperature rise time	42 h
Temperature display	external analogue
Interior light	LED
Number of baskets included	3
Number of baskets, max	8
Handle	recessed grip
Castors	swivel castors
Type of lock	mechanical
Water drain	yes
Gross / net weight	99 / 89 kg
Accessories	
Basket 270 mm	7111045
Basket 210 mm	7111047
Castor set ³	9882600



EFL 4656

EFL 4655

EFL 3056

EFL 3055

Width	1465 mm
Capacity	404 litre
Exterior dimensions in mm (w / d / h)	1465 / 710 / 825
Interior dimensions in mm (w / d / h)	1340 / 535 / 684
Energy efficiency class ¹	<div><div></div><div>E</div><div>A</div><div>G</div></div>
Energy consumption in 365 days	265 kWh
Climate class (energy directive)	SN-T
Ambient temperature range ²	-15 °C to +43 °C
Refrigerant	R 600a
Sound power level	33 dB(A)
Sound power class	B
Voltage / frequency	220 - 240V~ / 50 Hz
Connection rating	1.5 A
Cooling system	static
Defrost	manual
Temperature range	-14 °C to -24 °C
Lid material	stainless steel
External cabinet finish	steel / white
Internal liner material	pre-coated steel
Frame colour	grey
Type of control	rotary control
Freezing capacity in 24 hrs	13 kg
Temperature rise time	46 h
Temperature display	external analogue
Interior light	LED
Number of baskets included	2
Number of baskets, max	6
Handle	recessed grip
Castors	swivel castors
Type of lock	mechanical
Water drain	yes
Gross / net weight	90 / 81 kg
Accessories	
Basket 270 mm	7111045
Basket 210 mm	7111047
Castor set ³	9882600

Width	1465 mm
Capacity	404 litre
Exterior dimensions in mm (w / d / h)	1465 / 710 / 825
Interior dimensions in mm (w / d / h)	1340 / 535 / 684
Energy efficiency class ¹	<div><div></div><div>E</div><div>A</div><div>G</div></div>
Energy consumption in 365 days	265 kWh
Climate class (energy directive)	SN-T
Ambient temperature range ²	-15 °C to +43 °C
Refrigerant	R 600a
Sound power level	33 dB(A)
Sound power class	B
Voltage / frequency	220 - 240V~ / 50 Hz
Connection rating	1.5 A
Cooling system	static
Defrost	manual
Temperature range	-14 °C to -24 °C
Lid material	steel
External cabinet finish	steel / white
Internal liner material	pre-coated steel
Frame colour	grey
Type of control	rotary control
Freezing capacity in 24 hrs	13 kg
Temperature rise time	46 h
Temperature display	external analogue
Interior light	LED
Number of baskets included	2
Number of baskets, max	6
Handle	recessed grip
Castors	swivel castors
Type of lock	mechanical
Water drain	yes
Gross / net weight	90 / 81 kg
Accessories	
Basket 270 mm	7111045
Basket 210 mm	7111047
Castor set ³	9882600

Width	1045 mm
Capacity	266 litre
Exterior dimensions in mm (w / d / h)	1045 / 710 / 825
Interior dimensions in mm (w / d / h)	920 / 535 / 684
Energy efficiency class ¹	<div><div></div><div>E</div><div>A</div><div>G</div></div>
Energy consumption in 365 days	222 kWh
Climate class (energy directive)	SN-T
Ambient temperature range ²	-15 °C to +43 °C
Refrigerant	R 600a
Sound power level	33 dB(A)
Sound power class	B
Voltage / frequency	220 - 240V~ / 50 Hz
Connection rating	1.5 A
Cooling system	static
Defrost	manual
Temperature range	-14 °C to -24 °C
Lid material	stainless steel
External cabinet finish	steel / white
Internal liner material	pre-coated steel
Frame colour	grey
Type of control	rotary control
Freezing capacity in 24 hrs	10 kg
Temperature rise time	38 h
Temperature display	external analogue
Interior light	LED
Number of baskets included	2
Number of baskets, max	4
Handle	recessed grip
Castors	swivel castors
Type of lock	mechanical
Water drain	yes
Gross / net weight	75 / 68 kg
Accessories	
Basket 270 mm	7111045
Basket 210 mm	7111047
Castor set ³	9882600

Width	1045 mm
Capacity	266 litre
Exterior dimensions in mm (w / d / h)	1045 / 710 / 825
Interior dimensions in mm (w / d / h)	920 / 535 / 684
Energy efficiency class ¹	<div><div></div><div>E</div><div>A</div><div>G</div></div>
Energy consumption in 365 days	222 kWh
Climate class (energy directive)	SN-T
Ambient temperature range ²	-15 °C to +43 °C
Refrigerant	R 600a
Sound power level	33 dB(A)
Sound power class	B
Voltage / frequency	220 - 240V~ / 50 Hz
Connection rating	1.5 A
Cooling system	static
Defrost	manual
Temperature range	-14 °C to -24 °C
Lid material	steel
External cabinet finish	steel / white
Internal liner material	pre-coated steel
Frame colour	grey
Type of control	rotary control
Freezing capacity in 24 hrs	10 kg
Temperature rise time	38 h
Temperature display	external analogue
Interior light	LED
Number of baskets included	2
Number of baskets, max	4
Handle	recessed grip
Castors	swivel castors
Type of lock	mechanical
Water drain	yes
Gross / net weight	75 / 68 kg
Accessories	
Basket 270 mm	7111045
Basket 210 mm	7111047
Castor set ³	9882600

1 As per EU Regulation 2019/2018.
2 Indicates the ambient temperature at which the appliance can be safely operated.
3 consisting of 2 castors with brakes, 2 castors without brakes, assembly material.

The advantages at a glance

Branding options

Individual branding options in the display, on the housing and door frames draw attention to products or a company and support sales promotion.

Energy-efficient display

The display, backlit by energy-efficient LEDs, draws attention to the appliance and its contents. The display field can be individually adjusted and switched in parallel with the interior lighting. There are various colour options for the housing and door frame.



Dynamic cooling system

The high-performance dynamic cooling system ensures that goods placed in the appliance are cooled quickly and maintains a consistent cooling temperature throughout the interior.

Insulating glass door prevents loss of cold air

The insulating glass door with treble glazing prevents loss of cold air and the formation of condensate.

Stable grid shelf

The sturdy grid shelves are plastic-coated and extremely resilient up to 50 kg. Convenient withdrawal possible up to 90°.

Deep drawn interior liner

The deep drawn inner liner made of food-safe polystyrene is odour-neutral, very robust, and long-lasting. Thanks to large, easy-to-clean corner radii, it enables perfect hygiene.

Environmentally friendly refrigerant

The natural and environmentally friendly refrigerant R 290 is PFC-free and, in combination with powerful compressors, very energy efficient.



FDv 4643

No Frost

NoFrost module

The NoFrost module is installed behind the display and enables maximum use of the interior.



Vertical LED lighting

The vertical LED lighting installed on both sides ensures good illumination of the interior and contributes to sales promotion with optimal goods presentation.

Robust door handle

The robust door handle is ergonomic, easy to use and easy to clean.

Anti-condensation film

The special anti-condensation film considerably delays the condensation of the door after opening and closing and ensures an optimal view of the stored products.

Robust lock

The robust lock prevents unauthorised access.

Digital temperature display

The digital temperature display gives accurate information about the set temperature in the interior. The temperature range can be adjusted from -10 ° to -25 ° by the precise electronics.

Optimal goods presentation for frozen food

An appealing product display is essential for capturing customers' attention. Liebherr's modern, energy-efficient glass door freezers, featuring an elegant anthracite aluminium design, provide the perfect support to boost your sales. The vertical LED lighting installed on both sides ensures an outstanding illumination of the interior. The special anti-condensation film considerably delays the formation of condensation on the inside of the door during opening, ensuring a clear view of the goods. The newly integrated air stream breaker, in combination with improved glass door insulation, prevents the condensation of water on the door, which guarantees an optimal view of the goods at all times.

Hot gas defrosting

The highly efficient hot gas defrosting reduces defrosting time to approx. 10 minutes, which considerably reduces the temperature increase in the appliance. The quality of the foods remains intact for longer, since the products do not have to be removed during the defrosting phase and they are not exposed to any unnecessary temperature fluctuations.



Aluminium frame

For convenient operation of the appliances, the glass doors with an aluminium frame remain open from an opening angle of 90°. This means that large amounts of goods can be easily filled or removed. Under 60°, the doors close by themselves with the aid of the magnetic seal – this prevents loss of cold air.



Air-Stream breaker

The air stream breaker installed in the lower part of the inner liner interrupts the air flow from the interior to the glass pane, preventing water condensation on the door. The improved glass door insulation also counteracts the formation of condensation on the door, enabling the optimal presentation of goods.

The equipment details shown depend on the model; the description for the respective model applies.

Gross / net capacity
Exterior dimensions in mm (w / d / h)
Interior dimensions in mm (w / d / h)
Total display area in m² (TDA) ¹
Energy efficiency class ²
Energy consumption in 365 days
Climate class (energy directive)
Temperature class (energy directive)
Ambient temperature range ³
Refrigerant
Sound power level
Voltage / frequency
Connection rating
Cooling system
Defrost
Temperature range
External cabinet finish
Door material / colour
Internal liner material
Type of control
Temperature display
Fault: warning signal
Interior light
Adjustable shelves
Shelf material
Shelf loading
Handle
Castors
Type of lock
Self-closing door
Door hinges
Gross / net weight
Accessories
Baskets, 30 litres
Partition grid for 30-litre basket
Scanner rail
White grid shelf
Grid shelf in grey / black / white
Side-by-Side set left: white / silver
Side-by-Side set right: white / silver
Action-Area-Rack white



FDv 4643

461 / 307 litre
670 / 730 / 1999
532 / 568 / 1275
0.73
<div><div>C</div><div>A</div><div>G</div></div>
1949 kWh
4
L1
+10 °C to +30 °C
R 290
62 dB(A)
220 - 240V~ / 50 Hz
4.4 A
forced-air
automatic
-10 °C to -25 °C
steel / white
Insulated glass door with aluminium frame / silver
commercial grade moulded polystyrol
LED 7-segment display with buttons
external digital
visual and audible
LED
4
wire shelves plastic-coated
50 kg
ergonomic slimline handle
2 fixed rear and 2 swivel front castors
mechanical
yes
right, reversible on site
154 / 141 kg
7111758
7111759
7443779
7438722



Fv 3643

365 / 231 litre
670 / 730 / 1659
532 / 597 / 969
0.65
<div><div>C</div><div>A</div><div>G</div></div>
1811 kWh
4
L1
+10 °C to +30 °C
R 290
62 dB(A)
220 - 240V~ / 50 Hz
4.4 A
forced-air
automatic
-10 °C to -25 °C
steel / white
Insulated glass door with aluminium frame / silver
commercial grade moulded polystyrol
LED 7-segment display with buttons
external digital
visual and audible
LED
3
wire shelves plastic-coated
50 kg
ergonomic slimline handle
2 fixed rear and 2 swivel front castors
mechanical
yes
right, reversible on site
136 / 125 kg
7111758
7111759
7443779
7438722



Fv 913

93 / 66 litre
497 / 552 / 830
377 / 391 / 609
0.25
<div><div>C</div><div>A</div><div>G</div></div>
1007 kWh
4
L1
+10 °C to +30 °C
R 290
60 dB(A)
220 - 240V~ / 50 Hz
1.5 A
forced-air
automatic
-10 °C to -25 °C
steel / silver
Insulated glass door with aluminium frame / silver
steel
LED 7-segment display with buttons
external digital
visual and audible
LED strip lighting, right, separate connection and dimmable
2
wire shelves plastic-coated
30 kg
recessed grip
mechanical
yes
right, reversible on site
48.9 / 46.4 kg
7444123
7113296 / 7113294 / 7113290
9875023 / 9875167
9875025 / 9875197
9031196



F 913


93 / 77 litre
497 / 558 / 816
377 / 430 / 609
0.25
<div><div>B</div><div>A</div><div>G</div></div>
842 kWh
4
L1
+10 °C to +30 °C
R 290
50 dB(A)
200 - 240V~ / 50 Hz
1.5 A
static
manual
-10 °C to -25 °C
steel / silver
Insulated glass door with aluminium frame / silver
steel
rotary control
internal analogue
LED strip lighting, right, dimmable
2
wire shelves plastic-coated
30 kg
recessed grip
mechanical
yes
right, reversible on site
47.8 / 45.3 kg
7444123
7113350 / 7113348 / 7113298
9875023 / 9875167
9875025 / 9875197
9031196

¹ Measured as per EN 23953.
² As per EU Regulation 2019/2018.
³ Indicates the ambient temperature at which the appliance can be safely operated.

Chest freezers



Chest freezers
These stainless steel, scoop ice cream containers have a volume of 5 litres, are made to be robust and are particularly easy to clean. They provide perfect hygiene and fit effortlessly in the wire baskets of the Liebherr ice cream chests.



Basket for scoop-ice containers
The sturdy wire baskets for scoop-ice containers are specially configured for the EFI/EFE chest freezers. Containers can be optimally arranged in the wire baskets so that ice-cream is perfectly presented and conveniently set out for selling by the scoop.



Partition grid
The partition grids for baskets support product presentation and allow flexible organisation of the interior.



Suspended baskets
Products can be presented in a clearly sorted arrangement with the suspended baskets.



Cylinder lock for foamed lid
A lid lock can be installed on all models to secure the contents of the chest appliance. Cylinder lock for foamed lid suitable for all EFE models.



Cylinder lock for glass sliding lid
A lid lock can be installed on all models to secure the contents of the chest appliance. Cylinder lock for glass sliding lid suitable for all EFI and EFE models.



External thermostat dial
On the standard configuration, the thermostat is hidden to avoid tampering. This optional external thermostat dial allows easier temperature adjustment without the use of tools. This might be useful where freezers are not accessible by the public.



Scanner rail
The practical scanner rail allows you to attach price tags, scan codes, or individual advertising messages, ensuring quick and easy readability for everything you need.



Glass canopy
The robust glass canopy made from toughened safety glass protects ice cream from contamination when selling and helps to ensure goods are presented in an attractive manner. The extra deep front of the glass canopy ensures excellent visibility of products and means that customers always have a good view of the wares presented from a range of different angles. The LED interior lights in appliances EFI 4853 and EFI 3553 also contribute to this. Wafer holders, serviettes and any other of the typical ice cream accessories can be conveniently placed on the flat shelf area.

Chest freezers



Action-Area-Rack
The action area rack from Liebherr is an accessory part that allows you to arrange Liebherr fridges and freezers as well as ice cream chests and bottle coolers above each other in a flexible, modular manner.

Freezers for sales promotion



Basket
These heavy-duty baskets have capacities of 30 litres.



Partition grid for baskets
The partition grids for baskets support optimum product presentation and allow flexible organisation of the interior.



Scanner rail
Price tags and scan codes can easily be displayed using the practical scanner rail. Easy to attach to the front of the grid shelves. The scanner rail inserts can also be used for branding purposes where several brands are on display.



Grid shelves
The plastic-coated grid shelves are height-adjustable and allow variable use of the interior for different frozen products. The close-mesh grid shelves have an extremely high loading capacity and ensure secure positioning of the products.



Set of connection elements
Countertop fridges and freezers can be placed on top of one another so as to make the best use of the available space.



Action-Area-Rack
The action area rack from Liebherr is an accessory part that allows you to arrange Liebherr fridges and freezers as well as ice cream chests and bottle coolers above each other in a flexible, modular manner.



Our catalogue programme

You will find Liebherr commercial appliances where service and advice are taken seriously: In a specialist shop!

There is an overview of other Liebherr appliances in our catalogue of fridges and freezers for professional use. Available in stores or to download at home.liebherr.com.



BIM data now available

The cooperation between Liebherr-Hausgeräte and Specifi® gives planners and dealers worldwide access to a digital Liebherr-Hausgeräte library with BIM models for the Food Service and Scientific areas. Compatible with AutoCAD® and Revit. home.liebherr.com/bimdata



For more information about our technical specifications, go to: home.liebherr.com/foodservice

Subject to technical changes, errors and different images and text.
Colours may differ due to media used. For the latest available data go to home.liebherr.com.
Printed in Germany by mediaprint solutions GmbH, 7900 787-06/01.2025



home.liebherr.com

