

Liebherr commercial appliances can be found at specialist retailers where providing first-class service and expert advice is their top priority.

You can find an overview of all Liebherr appliances in our catalogues.  
Available in stores or on [home.liebherr.com](http://home.liebherr.com).



Click the link to directly access our social media channels:  
[socialmedia.home.liebherr.com](https://socialmedia.home.liebherr.com)

Whilst every effort is made to ensure all specifications and information in this design guide are accurate, Liebherr reserves the right to make changes without notification. Where actual appliance measurements, specifications, and ratings are crucial, we recommend that the actual appliance installation instructions that accompany each appliance be checked. Liebherr will not be liable for any loss. For the latest available data, see [home.liebherr.com](http://home.liebherr.com). (Version 1.0/0324)



# Frozen Food & Ice Cream

Quality, Design and Innovation

Liebherr Sales Kluang Sdn Bhd., 1 & 3 Jalan Serendah 26/40, Seksyen 26, Shah Alam 40400, Selangor. [home.liebherr.com](http://home.liebherr.com),  
e-mail: [info.lkl@liebherr.com](mailto:info.lkl@liebherr.com)

Liebherr-Singapore Pte Ltd., 8 Pandan Avenue, Singapore 609384 [home.liebherr.com](http://home.liebherr.com), e-mail: [appliances.lsi@liebherr.com](mailto:appliances.lsi@liebherr.com)

# LIEBHERR



# Highly efficient and economical: Liebherr freezers

Continuous operation in professional applications puts special demands on freezers for the frozen food and ice-cream industry. That is why Liebherr takes great care in the development of these appliances to meet your customer requirements with high quality and innovative ideas. High-insulating materials, in conjunction with highly efficient compressors, efficient refrigerants, and well-balanced refrigeration components as well as precision electronic

control systems, ensure outstanding refrigeration capacity – even in extreme conditions. In addition, the appliances are easy to clean and very economical in consumption. Company and product brands can be used to stimulate impulse buying. Liebherr offers a wide range of models for almost any application, always featuring premium quality and top design. You can rely on Liebherr professional appliances – 24 hours a day, 365 days a year.

## Contents

|  |    |
|--|----|
| Increase awareness of your brand ..... | 06 |
| Chest freezers .....                   | 08 |
| Forced-air display freezers .....      | 26 |
| Accessories .....                      | 30 |
| CounterTop appliances .....            | 31 |
| Accessories .....                      | 35 |

- Climate class definitions
- Climate class 3: Ambient temperatures from +10°C to +25°C
  - Climate class 4: Ambient temperatures from +10°C to +30°C
  - Climate class 5: Ambient temperatures from +10°C to +40°C
  - Climate class 7: Ambient temperatures from +10°C to +35°C



# Good reasons to choose Liebherr



## Highest performance

Liebherr freezers for the frozen food and ice-cream industries provide full refrigerating capacity even in extreme climate conditions. The use of ultra-modern components, efficient and environmentally friendly refrigerants as well as precision controls ensure that product quality and freshness is preserved – and the appliances are always efficient.

## Efficiency

Liebherr freezers operate extremely economically: highly efficient compressors, a precision electronic control system as well as highly effective insulation ensure low power consumption and low operating costs. The high quality of the virtually maintenance-free and service-friendly appliances guarantees long life and reliable operation.

## Robust quality

Liebherr appliances are specially constructed for intensive professional use and feature a very sturdy design – with highest-quality materials and perfect workmanship right down to the smallest detail. The quality of the appliances is ensured by elaborate tests. All electronic and refrigeration components are well-balanced to ensure maximum functionality and efficiency – including an attractive design.

## Easy cleaning

Hygiene plays an especially important role in the commercial sector. That is why Liebherr upright freezers are equipped with moulded inner liners with large radii that are easy to clean. Height-adjustable wire shelves enable individual adaptation to different packaging types or products.

## Product presentation

Attractive product presentation is the best sales support at the point of sale. In Liebherr freezers products are always stored optimally, are within easy reach – and stimulate buying. Large, smooth-running sliding glass lids as well as effective interior lighting enable perfect product display. Excellent product visibility is ensured by the high load line height. Sturdy baskets and adjustable shelves allow perfect adaptation of the storage space to the products stored.

## Easy servicing

Liebherr freezers are designed for easy servicing: the generously radiused corners on the moulded inner liners as well as easily removable shelves enable perfect hygiene and save a lot of time. In addition, Liebherr appliances are virtually maintenance-free and very easy to use thanks to their sophisticated concept. All components requiring regular servicing are designed for easy access.

# Increase awareness of your brand

Liebherr offers many individual and impressive branding options for freezers. You can choose between various methods and different models. Upon request we can develop customised appliance concepts to meet your specific brand requirements.



## Customised vinyls

Depending on the quantity and motif, the desired brand is applied on a suitable vinyl sticker, usually PC film, in a screen printing or digital printing process. Vinyl stickers can be applied by Liebherr in the factory.

## Display/side wall/door colours

Customised colour design enables eye-catching presentation of your brand and extremely attractive product display. Different materials and effects can be used to individually design the side walls, the door frames, the handle, the base compartment, the display frame and the inner liner according to customer specifications.



## LED logo

An individual motif can be engraved and illuminated with LEDs between the two panes of glass door. The effect is impressive – the motif is showed off brilliantly.



## Customised colour design

Customised colour design enables eye-catching presentation of your brand and extremely attractive product display. Different materials and effects can be used to individually design the side walls, the door frames, the handle, the base compartment, the display frame and the inner liner according to customer specifications.



3D effect



## 3D brand

3D brands give an appliance exceptional appeal and open up completely new possibilities for using images creatively. A special method enables the production of high-quality decals using 3D printing (lenticular method). In addition, we work with different printing levels and layers on the glazing which produce a 3D effect when combined with the right lighting from behind. This way every appliance stands out individually and stimulates impulse buying.



# The advantages at a glance



The **energy-efficient LED interior light** creates a powerful visual impact by highlighting the products on display. A lid lock is optionally available.



The **toughened, single-pane safety glass** is shatter-proof, resilient and stabilises the upper area of the chest. Good product visibility is ensured by reduced heat radiation. The lid can be removed for easy handling and cleaning.

Combining **plastic aluminium frame for dimensional stability** with rounded corners for hygienic purpose and user protection in an attractive modern design.



**High-performance insulation** ensures that temperatures remain even and reduces energy consumption.

**RoHS and WEEE conformity** by using environmentally friendly materials combined with optimal recyclability.



**Sturdy swivel castors** make it easier to move the appliance and allow convenient cleaning underneath the appliance.



**Sturdy suspended baskets** provide a clear view of the goods presented.



**Profiled seals** allow easy lid opening and closing.



The **steel inner liner** with rounded corners is easy to clean, rust-free, scratch-resistant, enables perfect hygiene and features good thermal conductivity.



The **lid lock** prevents unauthorised access.



**Analogue internal temperature display** at load-line level with adjustable range between -10 °C and -24 °C to suit individual needs.



# Quality right down to the smallest detail

Liebherr chest freezers are specially designed to meet extreme requirements and withstand high stress in professional applications. Sturdy materials, high-quality refrigeration components and quality workmanship guarantee long life. High-impact product

presentation in the chest freezers is ensured by sturdy baskets and sliding glass lids which provide a clear view. In the wide range of sales chest freezers, you will find the right appliance with suitable features for every requirement.



**Smooth-running sliding glass lid.**  
The curved sliding glass lids on the EFI chests are made of toughened, single-pane safety glass. The lid halves are easy to move thanks to profiled seals and the plastic frame heated by hot gas from the compressor.



**Insulated sliding lid.**  
The sliding foam lids range are extremely robust thanks to the composite aluminium and rigid PVC cover. The top is protected with a scratch-resistant aluminium worktop. Insulated sliding foam lid is available as an alternate option to the flat sliding glass lids. A lid lock is available as an accessory.



**Maximised total display area.**  
The slim yet highly durable plastic and aluminium frame provides the greatest possible surface area for displaying merchandise. This means that customers have the best possible view of the freezer's contents and product presentation is optimised.



**Stability and design.**  
Combining plastic parts at the side with connecting aluminium profiles, the cover frame of the EFI and EFE models are very attractive in appearance. The steel inner liner with rounded corners is easy to clean, rust-free and scratch-resistant. Thanks to the steel material, it possesses outstanding thermal conductivity.



**High-impact product presentation.**  
EFI / EFE chest freezers are fitted with a LED interior light that can be switched on separately. The glare-free light is horizontally integrated into the front of the inner liner. Sturdy baskets are available in different sizes for impulse and bulk ice-cream. They can be flexibly arranged to ensure optimum use of the interior. Practical partitions for this purpose are available as an accessory.



**Glass canopy.**  
The robust glass fixture made from toughened safety glass protects ice cream from contamination when selling and helps to ensure goods are presented in an attractive manner. The extra deep front of the glass fixture ensures excellent visibility of products and means that customers always have a good view of the wares presented from a range of different angles. The LED interior lights in appliances EFI 3553 and EFI 4853 also contribute to this. Wafer holders, serviettes and any other of the typical ice cream accessories can be conveniently placed on the fl at shelf area. (Only accessories)



**Quieter thanks to outer skin condenser.**  
Thanks to the foamed in outer skin condenser, the ice-cream chest freezers are virtually maintenance-free – and the housing is easy to clean. In addition, condensation water does not form on the outside.



**Sturdy swivel castors.**  
Swivel castors make transport easier especially when the chest appliances have to be moved frequently. All EFE / EFI models are equipped with high-quality non-marking polyurethane 50-mm swivel castors.



Impulse sales chest freezers

|   |
|---|
| Also available                              |
| Models without LED lighting                 |
|   |
| Total gross / net capacity                  |
| Exterior dimensions in mm (w / d / h)       |
| Interior dimensions in mm (w / d / h)       |
| Energy consumption in 365 days <sup>1</sup> |
| Ambient temperature range                   |
| Refrigerant                                 |
| Sound power level                           |
| Connection rating                           |
| Frequency / voltage                         |
| Cooling system                              |
| Defrost                                     |
| Temperature range                           |
| Lid material                                |
| External cabinet finish                     |
| Internal liner material                     |
| Frame colour                                |
| Type of control                             |
| Temperature display                         |
| Interior light                              |
| Number of baskets                           |
| Number of baskets, max (see picture)        |
| Castors                                     |
| Lock  |
| Insulation                                  |
| Water drain                                 |
| Gross / net weight                          |
|   |
| Accessories                                 |
| Basket 270 mm                               |
| Basket 210 mm                               |
| Partition grid 270 mm / High grid           |
| Partition grid 270 mm / Low grid            |
| Partition grid 210 mm / High grid           |
| Partition grid 210 mm / Low grid            |
| Rubber bumpers, grey                        |
| Cylinder lock for glass sliding lid         |
| Glass canopy                                |
| Baskets for scoop ice cream containers      |
| Scanner rail                                |

<sup>1</sup> Measured with light switched on

|          |     |          |     |          |     |
|----------|-----|----------|-----|----------|-----|
| EFI 5653 | LED | EFI 4853 | LED | EFI 4453 | LED |
|----------|-----|----------|-----|----------|-----|

|                        |                        |                        |
|------------------------|------------------------|------------------------|
| EFI 5603               | EFI 4803               | EFI 4403               |
| 571 / 408 litre        | 499 / 355 litre        | 426 / 302 litre        |
| 1885 / 660 / 825       | 1675 / 660 / 825       | 1465 / 660 / 825       |
| 1760 / 535 / 656       | 1550 / 535 / 656       | 1340 / 535 / 656       |
| 1094 kWh               | 1004 kWh               | 793 kWh                |
| +10 °C to +35 °C       | +10 °C to +35 °C       | +10 °C to +35 °C       |
| R 290                  | R 290                  | R 290                  |
| 52 dB(A)               | 52 dB(A)               | 52 dB(A)               |
| 2.5 A                  | 2.5 A                  | 2.5 A                  |
| 50 Hz / 220 – 240V~    | 50 Hz / 220 – 240V~    | 50 Hz / 220 – 240V~    |
| static                 | static                 | static                 |
| manual                 | manual                 | manual                 |
| –10 °C to –24 °C       | –10 °C to –24 °C       | –10 °C to –24 °C       |
| curved glass slide-lid | curved glass slide-lid | curved glass slide-lid |
| steel / white          | steel / white          | steel / white          |
| steel                  | steel                  | steel                  |
| grey                   | grey                   | grey                   |
| analogue control       | analogue control       | analogue control       |
| internal analogue      | internal analogue      | internal analogue      |
| LED                    | LED                    | LED                    |
| 0                      | 0                      | 0                      |
| 8                      | 7                      | 6                      |
| swivel castors         | swivel castors         | swivel castors         |
| can be retrofitted     | can be retrofitted     | can be retrofitted     |
| 60 mm                  | 60 mm                  | 60 mm                  |
| yes                    | yes                    | yes                    |
| 90.7 / 80.9 kg         | 89.5 / 79.9 kg         | 76.4 / 67.4 kg         |
|                        |                        |                        |
|                        |                        |                        |
| 7111009                | 7111009                | 7111009                |
| 7111039                | 7111039                | 7111039                |
| 7111031                | 7111031                | 7111031                |
| 7111033                | 7111033                | 7111033                |
| 7111784                | 7111784                | 7111784                |
| 7111787                | 7111787                | 7111787                |
| 7266707                | 7266707                | 7266707                |
| 7043660                | 7043660                | 7043660                |
|                        | 9809162                |                        |
| on request             | on request             | on request             |
| 7652174                | 7652066                | 7652065                |



Impulse sales chest freezers

|   |
|---|
| Also available                              |
| Models without LED lighting                 |
|   |
| Total gross / net capacity                  |
| Exterior dimensions in mm (w / d / h)       |
| Interior dimensions in mm (w / d / h)       |
| Energy consumption in 365 days <sup>1</sup> |
| Ambient temperature range                   |
| Refrigerant                                 |
| Sound power level                           |
| Connection rating                           |
| Frequency / voltage                         |
| Cooling system                              |
| Defrost                                     |
| Temperature range                           |
| Lid material                                |
| External cabinet finish                     |
| Internal liner material                     |
| Frame colour                                |
| Type of control                             |
| Temperature display                         |
| Interior light                              |
| Number of baskets                           |
| Number of baskets, max (see picture)        |
| Castors                                     |
| Lock  |
| Insulation                                  |
| Water drain                                 |
| Gross / net weight                          |
|   |
| Accessories                                 |
| Basket 270 mm                               |
| Basket 210 mm                               |
| Partition grid 270 mm / High grid           |
| Partition grid 270 mm / Low grid            |
| Partition grid 210 mm / High grid           |
| Partition grid 210 mm / Low grid            |
| Rubber bumpers, grey                        |
| Cylinder lock for glass sliding lid         |
| Glass canopy                                |
| Baskets for scoop ice cream containers      |
| Scanner rail                                |

|                        |     |                        |     |                     |     |                     |     |
|------------------------|-----|------------------------|-----|---------------------|-----|---------------------|-----|
| EFI 3553               | LED | EFI 2853               | LED | EFI 2153            | LED | EFI 1453            | LED |
| EFI 3503               |     | EFI 2803               |     | EFI 2103            |     | EFI 1403            |     |
| 355 / 249 litre        |     | 282 / 196 litre        |     | 210 / 143 litre     |     | 138 / 90 litre      |     |
| 1255 / 660 / 825       |     | 1045 / 660 / 825       |     | 835 / 660 / 825     |     | 625 / 660 / 825     |     |
| 1130 / 535 / 656       |     | 920 / 535 / 656        |     | 710 / 535 / 656     |     | 500 / 535 / 656     |     |
| 751 kWh                |     | 623 kWh                |     | 493 kWh             |     | 417 kWh             |     |
| +10 °C to +35 °C       |     | +10 °C to +35 °C       |     | +10 °C to +35 °C    |     | +10 °C to +35 °C    |     |
| R 290                  |     | R 290                  |     | R 290               |     | R 600a              |     |
| 52 dB(A)               |     | 42 dB(A)               |     | 42 dB(A)            |     | 42 dB(A)            |     |
| 1.5 A                  |     | 1.5 A                  |     | 1.5 A               |     | 1.5 A               |     |
| 50 Hz / 220 – 240V~    |     | 50 Hz / 220 – 240V~    |     | 50 Hz / 220 – 240V~ |     | 50 Hz / 220 – 240V~ |     |
| static                 |     | static                 |     | static              |     | static              |     |
| manual                 |     | manual                 |     | manual              |     | manual              |     |
| –10 °C to –24 °C       |     | –10 °C to –24 °C       |     | –10 °C to –24 °C    |     | –10 °C to –24 °C    |     |
| curved glass slide-lid |     | curved glass slide-lid |     | sliding glass lid   |     | sliding glass lid   |     |
| steel / white          |     | steel / white          |     | steel / white       |     | steel / white       |     |
| steel                  |     | steel                  |     | steel               |     | steel               |     |
| grey                   |     | grey                   |     | grey                |     | grey                |     |
| analogue control       |     | analogue control       |     | analogue control    |     | analogue control    |     |
| internal analogue      |     | internal analogue      |     | internal analogue   |     | internal analogue   |     |
| LED                    |     | LED                    |     | LED                 |     | LED                 |     |
| 0                      |     | 0                      |     | 0                   |     | 0                   |     |
| 5                      |     | 4                      |     | 3                   |     | 2                   |     |
| swivel castors         |     | swivel castors         |     | swivel castors      |     | swivel castors      |     |
| can be retrofitted     |     | can be retrofitted     |     | can be retrofitted  |     | can be retrofitted  |     |
| 60 mm                  |     | 60 mm                  |     | 60 mm               |     | 60 mm               |     |
| yes                    |     | yes                    |     | yes                 |     | yes                 |     |
| 68.5 / 60.4 kg         |     | 61.1 / 53.6 kg         |     | 56.3 / 49.6 kg      |     | 47.1 / 41.3 kg      |     |
|                        |     |                        |     |                     |     |                     |     |
|                        |     |                        |     |                     |     |                     |     |
| 7111009                |     | 7111009                |     | 7111009             |     | 7111009             |     |
| 7111039                |     | 7111039                |     | 7111039             |     | 7111039             |     |
| 7111031                |     | 7111031                |     | 7111031             |     | 7111031             |     |
| 7111033                |     | 7111033                |     | 7111033             |     | 7111033             |     |
| 7111784                |     | 7111784                |     | 7111784             |     | 7111784             |     |
| 7111787                |     | 7111787                |     | 7111787             |     | 7111787             |     |
| 7266707                |     | 7266707                |     | 7266707             |     | 7266707             |     |
| 7043660                |     | 7043660                |     | 7043660             |     | 7043660             |     |
| 9809160                |     |                        |     |                     |     |                     |     |
| on request             |     | on request             |     | on request          |     | on request          |     |
| 7652064                |     | 7652063                |     | 7652062             |     | 7652061             |     |

1 Measured with light switched on





| Sales chest freezers                          | EFE 6052LED             | EFE 5152LED             | EFE 4652LED             | EFE 3852LED             |
|---|-------------------------|-------------------------|-------------------------|-------------------------|
| Also available<br>Models without LED lighting |                         |                         |                         |                         |
| Total gross / net capacity                    | EFE 6002594 / 457 litre | EFE 5102519 / 398 litre | EFE 4602444 / 339 litre | EFE 3802369 / 280 litre |
| Exterior dimensions in mm (w / d / h)         | 1885 / 660 / 825        | 1675 / 660 / 825        | 1465 / 660 / 825        | 1255 / 660 / 825        |
| Interior dimensions in mm (w / d / h)         | 1760 / 535 / 658        | 1550 / 535 / 658        | 1340 / 535 / 658        | 1130 / 535 / 658        |
| Energy consumption in 365 days <sup>1</sup>   | 1145 kWh                | 1076 kWh                | 778 kWh                 | 609 kWh                 |
| Ambient temperature range                     | +10 °C to +35 °C        | +10 °C to +35 °C        | +10 °C to +35 °C        | +10 °C to +35 °C        |
| Refrigerant                                   | R 290                   | R 290                   | R 290                   | R 290                   |
| Sound power level                             | 52 dB(A)                | 52 dB(A)                | 52 dB(A)                | 52 dB(A)                |
| Connection rating                             | 2.5 A                   | 2.5 A                   | 2.5 A                   | 1.5 A                   |
| Frequency / voltage                           | 50 Hz / 220 – 240V~     | 50 Hz / 220 – 240V~     | 50 Hz / 220 – 240V~     | 50 Hz / 220 – 240V~     |
| Cooling system                                | static                  | static                  | static                  | static                  |
| Defrost                                       | manual                  | manual                  | manual                  | manual                  |
| Temperature range                             | –10 °C to –24 °C        | –10 °C to –24 °C        | –10 °C to –24 °C        | –10 °C to –24 °C        |
| Lid material                                  | sliding glass lid       | sliding glass lid       | sliding glass lid       | sliding glass lid       |
| External cabinet finish                       | steel / white           | steel / white           | steel / white           | steel / white           |
| Internal liner material                       | steel                   | steel                   | steel                   | steel                   |
| Frame colour                                  | grey                    | grey                    | grey                    | grey                    |
| Type of control                               | analogue control        | analogue control        | analogue control        | analogue control        |
| Temperature display                           | internal analogue       | internal analogue       | internal analogue       | internal analogue       |
| Interior light                                | LED                     | LED                     | LED                     | LED                     |
| Number of baskets                             | 0                       | 0                       | 0                       | 0                       |
| Number of baskets, max                        | 8                       | 7                       | 6                       | 5                       |
| Castors                                       | swivel castors          | swivel castors          | swivel castors          | swivel castors          |
| Lock  | can be retrofitted      | can be retrofitted      | can be retrofitted      | can be retrofitted      |
| Insulation                                    | 60 mm                   | 60 mm                   | 60 mm                   | 60 mm                   |
| Water drain                                   | yes                     | yes                     | yes                     | yes                     |
| Gross / net weight                            | 92.1 / 81.9 kg          | 88.9 / 79.2 kg          | 76.9 / 70.1 kg          | 69.3 / 61.2 kg          |
| Accessories                                   |                         |                         |                         |                         |
| Basket 270 mm                                 | 7111011                 | 7111011                 | 7111011                 | 7111011                 |
| Basket 210 mm                                 | 7111041                 | 7111041                 | 7111041                 | 7111041                 |
| Partition grid 270 mm                         | 7111029                 | 7111029                 | 7111029                 | 7111029                 |
| Partition grid 210 mm                         | 7111784                 | 7111784                 | 7111784                 | 7111784                 |
| Rubber bumpers, grey                          | 7266707                 | 7266707                 | 7266707                 | 7266707                 |
| Cylinder lock for glass sliding lid           | 7043660                 | 7043660                 | 7043660                 | 7043660                 |
| Baskets for scoop ice cream containers        | on request              | on request              | on request              | on request              |
| Scanner rail                                  | 7652174                 | 7652066                 | 7652065                 | 7652064                 |
|   |                         |                         |                         |                         |
|   |                         |                         |                         |                         |
|   |                         |                         |                         |                         |



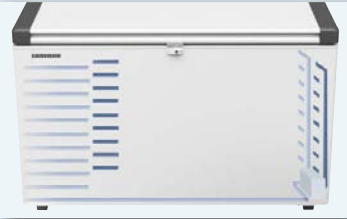
| Sales chest freezers                          | EFE 3052LED | EFE 2252LED | EFE 1552LED | EFE 1152LED |
|---|-------------|-------------|-------------|-------------|
| Also available<br>Models without LED lighting |             |             |             |             |
| Total gross / net capacity                    |             |             |             |             |
| Exterior dimensions in mm (w / d / h)         |             |             |             |             |
| Interior dimensions in mm (w / d / h)         |             |             |             |             |
| Energy consumption in 365 days <sup>1</sup>   |             |             |             |             |
| Ambient temperature range                     |             |             |             |             |
| Refrigerant                                   |             |             |             |             |
| Sound power level                             |             |             |             |             |
| Connection rating                             |             |             |             |             |
| Frequency / voltage                           |             |             |             |             |
| Cooling system                                |             |             |             |             |
| Defrost                                       |             |             |             |             |
| Temperature range                             |             |             |             |             |
| Lid material                                  |             |             |             |             |
| External cabinet finish                       |             |             |             |             |
| Internal liner material                       |             |             |             |             |
| Frame colour                                  |             |             |             |             |
| Type of control                               |             |             |             |             |
| Temperature display                           |             |             |             |             |
| Interior light                                |             |             |             |             |
| Number of baskets                             |             |             |             |             |
| Number of baskets, max                        |             |             |             |             |
| Castors                                       |             |             |             |             |
| Lock  |             |             |             |             |
| Insulation                                    |             |             |             |             |
| Water drain                                   |             |             |             |             |
| Gross / net weight                            |             |             |             |             |
| Accessories                                   |             |             |             |             |
| Basket 270 mm                                 |             |             |             |             |
| Basket 210 mm                                 |             |             |             |             |
| Basket 195 mm                                 |             |             |             |             |
| Partition grid 270 mm                         |             |             |             |             |
| Partition grid 210 mm                         |             |             |             |             |
| Partition grid 195 mm                         |             |             |             |             |
| Rubber bumpers, grey                          |             |             |             |             |
| Cylinder lock for glass sliding lid           |             |             |             |             |
| Baskets for scoop ice cream containers        |             |             |             |             |
| Scanner rail                                  |             |             |             |             |



| Sales chest freezers                   | EFE 5100              | EFE 4600              | EFE 3800              | EFE 3000              | EFE 2200              | EFE 1500              |
|--|-----------------------|-----------------------|-----------------------|-----------------------|-----------------------|-----------------------|
| Total gross / net capacity             | 503 / 449 litre       | 432 / 383 litre       | 361/318 litre         | 287 / 252 litre       | 213/186 litre         | 142 / 121 litre       |
| Exterior dimensions in mm (w / d / h)  | 1675/660/825          | 1465/660/825          | 1255/660/825          | 1045/660/825          | 835/660/825           | 625/660/825           |
| Interior dimensions in mm (w / d / h)  | 1550 / 535 / 632      | 1340 / 535 / 632      | 1130 / 535 / 632      | 920 / 535 / 632       | 710 / 535 / 632       | 500 / 535 / 632       |
| Energy consumption in 365 days         | 695 kWh               | 693 kWh               | 633 kWh               | 547 kWh               | 414 kWh               | 366 kWh               |
| Ambient temperature range              | +10 °C to +35 °C      | +10 °C to +35 °C      | +10 °C to +35 °C      | +10 °C to +35 °C      | +10 °C to +35 °C      | +10 °C to +35 °C      |
| Refrigerant                            | R 290                 | R 290                 | R 290                 | R 290                 | R 600                 | R 600a                |
| Sound power level                      | 52 dB(A)              | 52 dB(A)              | 52 dB(A)              | 42 dB(A)              | 42 dB(A)              | 42 dB(A)              |
| Connection rating                      | 2.5 A                 | 2.5 A                 | 1.5 A                 | 1.5 A                 | 1.5 A                 | 1.5 A                 |
| Frequency / voltage                    | 50 Hz / 220 – 240V~   | 50 Hz / 220 – 240V~   | 50 Hz / 220 – 240V~   | 50 Hz / 220 – 240V~   | 50 Hz / 220 – 240V~   | 50 Hz / 220 – 240V~   |
| Cooling system                         | static                | static                | static                | static                | static                | static                |
| Defrost                                | manual                | manual                | manual                | manual                | manual                | manual                |
| Temperature range                      | –10 °C to –24 °C      | –10 °C to –24 °C      | –10 °C to –24 °C      | –10 °C to –24 °C      | –10 °C to –24 °C      | –10 °C to –24 °C      |
| Lid material                           | aluminium sliding lid | aluminium sliding lid | aluminium sliding lid | aluminium sliding lid | aluminium sliding lid | aluminium sliding lid |
| External cabinet finish                | steel / white         | steel / white         | steel / white         | steel / white         | steel / white         | steel / white         |
| Internal liner material                | steel                 | steel                 | steel                 | steel                 | steel                 | steel                 |
| Frame colour                           | grey                  | grey                  | grey                  | grey                  | grey                  | grey                  |
| Type of control                        | analogue control      | analogue control      | analogue control      | analogue control      | analogue control      | analogue control      |
| Temperature display                    | internal analogue     | internal analogue     | internal analogue     | internal analogue     | internal analogue     | internal analogue     |
| Number of baskets                      | 0                     | 0                     | 0                     | 0                     | 0                     | 0                     |
| Number of baskets, max                 | 7                     | 6                     | 5                     | 4                     | 3                     | 2                     |
| Castors                                | swivel castors        | swivel castors        | swivel castors        | swivel castors        | swivel castors        | swivel castors        |
| Lock                                   | can be retrofitted    | can be retrofitted    | can be retrofitted    | can be retrofitted    | can be retrofitted    | can be retrofitted    |
| Insulation                             | 60 mm                 | 60 mm                 | 60 mm                 | 60 mm                 | 60 mm                 | 60 mm                 |
| Water drain                            | yes                   | yes                   | yes                   | yes                   | yes                   | yes                   |
| Gross / net weight                     | 87.9 / 75.2 kg        | 73.2 / 63.4 kg        | 66.1 / 57 kg          | 54 / 50.1 kg          | 48 / 44.5 kg          | 47.8 / 42 kg          |
| Accessories                            |                       |                       |                       |                       |                       |                       |
| Basket 270 mm                          | 7111011               | 7111011               | 7111011               | 7111011               | 7111011               | 7111011               |
| Basket 210 mm                          | 7111041               | 7111041               | 7111041               | 7111041               | 7111041               | 7111041               |
| Partition grid 270 mm                  | 7111029               | 7111029               | 7111029               | 7111029               | 7111029               | 7111029               |
| Partition grid 210 mm                  | 7111784               | 7111784               | 7111784               | 7111784               | 7111784               | 7111784               |
| Rubber bumpers, grey                   | 7266707               | 7266707               | 7266707               | 7266707               | 7266707               | 7266707               |
| Cylinder lock for foamed lid           | 7042835               | 7042835               | 7042835               | 7042835               | 7042835               | 7042835               |
| Baskets for scoop ice cream containers | on request            | on request            | on request            | on request            | on request            | on request            |
| Scanner rail                           | 7652066               | 7652065               | 7652064               | 7652063               | 7652062               | 7652061               |
|  |                       |                       |                       |                       |                       |                       |
|  |                       |                       |                       |                       |                       |                       |
|  |                       |                       |                       |                       |                       |                       |
|  |                       |                       |                       |                       |                       |                       |



# The advantages at a glance



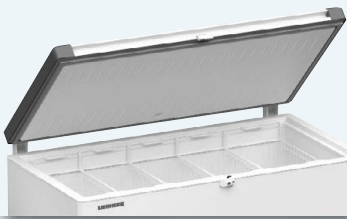
The **cooling condenser** is embedded in the foam insulation all the way round the outer skin, which reduces vibration and makes the appliance quiet in operation. Condensation is stopped from forming on the housing; the outer skin is easy to clean – for perfect hygiene.



Full length recess **handle** allowed user to lift up the door lid at any position. Especially for big unit that can give advantage towards user to lift up the door lid by both hand.

**Highly effective insulation** prevents energy loss and supports the excellent energy efficiency of the chest freezers. The insulation of the freezers consists of 60-mm-thick, HFC-free polyurethane foam.

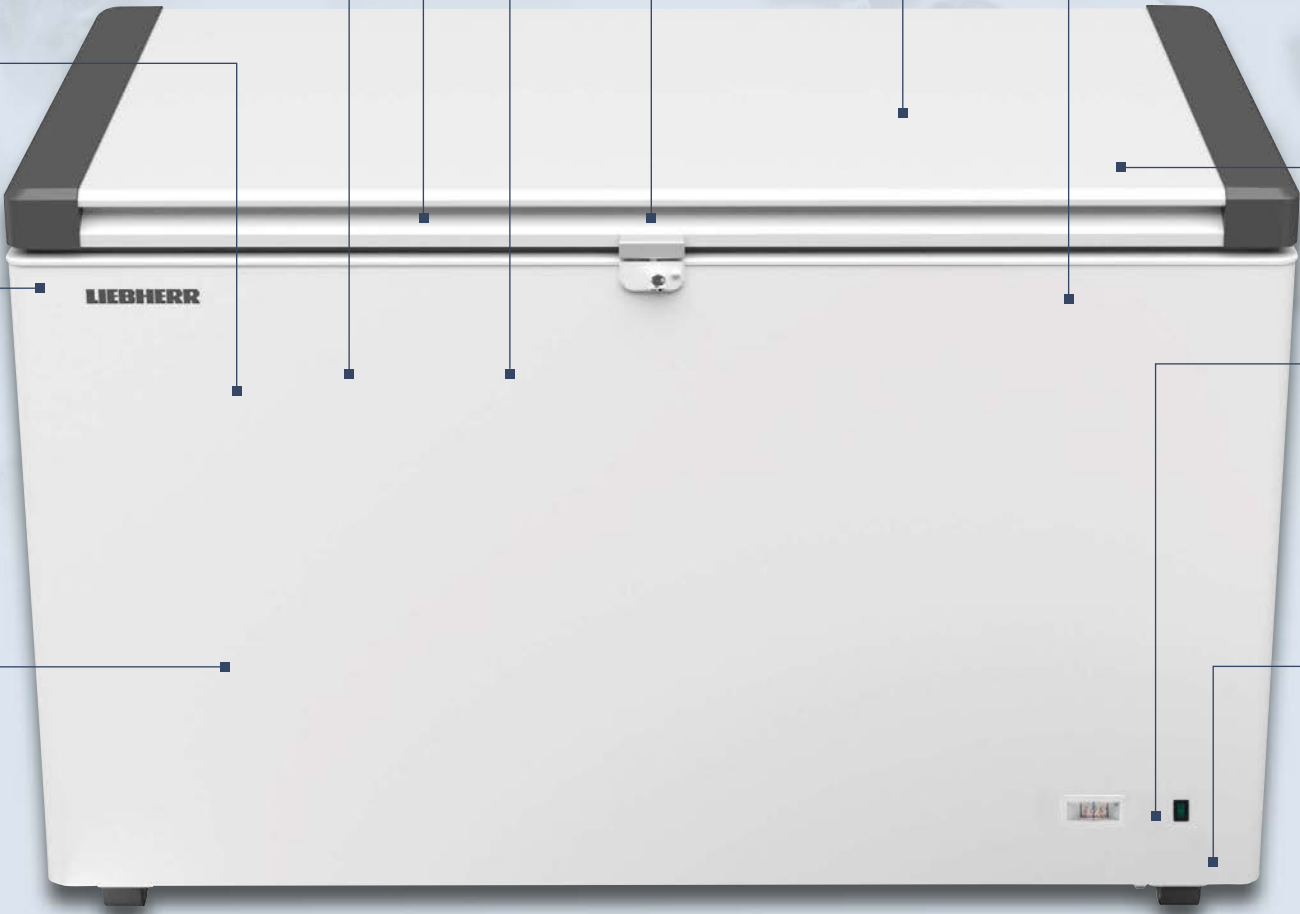
The steel **housing** is very sturdy, scratch- and impact-resistant.



The **perfect foaming** of the housing ensures that the chest freezers have the necessary cold reserves even at high ambient temperatures.



The **steel inner liner** with rounded corners is easy to clean and meets hygiene requirements.



The **lock** prevents unauthorised access.



The **main body of the chest** features a very sturdy and rugged design, which ensures that the chests can also withstand intensive loads and are torsion-free.

**Stop Frost**

The **StopFrost system** reduces frosting on the interior and stored products, so the time-consuming process of defrosting is necessary far less often. The chest can be re-opened effortlessly even after the lid is opened and closed because vacuum does not build up.

**Adjustable temperature range** between -10°C and -24°C to suit individual needs.



The **analogue temperature display** tells the user the exact internal temperature.

Smooth-running, **swivel castors** with 50-mm wheel diameter are used for excellent manoeuvrability. The stable castors are individually screw-fitted and can be changed without difficulty.





# The advantages at a glance



The **display illuminated by energy-efficient LEDs** attracts attention to the appliance and its contents. The display panel can be customised and switched in parallel with the interior light. In addition, specific branding attracts attention to a brand or products. A wide variety of colour options is available for the housing and door frame.

**Customised branding options** on the display (FDv), on the housing and door frame attract attention to brands or a company and support sales promotion.

The **NoFrost module** is installed behind the display and enables maximum usage of the interior.



The **high-performance forced-air cooling system** rapidly cools down products and maintains a uniform cooling temperature throughout the interior.



The **tough slimline door handle** is ergonomic, easy to grasp and easy to clean.



The **heavy-duty wire shelves** are plastic-coated and have a loading capacity of up to 50 kg. Easy removal at a door opening angle of 90°.



The **moulded inner liner** made of food-safe polystyrol is odourless, very sturdy and durable. It enables perfect hygiene thanks to the generously radiused, easy-to-clean corners.

The natural and **environmentally friendly refrigerant R 290** is CFC free and, in conjunction with highly efficient compressors, very energy-efficient.



FDv 4643

The **highly efficient hot gas defrost system** reduces defrost time to approx. 10 minutes, which distinctly reduces the temperature rise in the appliance. The food quality is preserved for a longer period of time because the products do not have to be removed during the defrost phase and they are not exposed to unnecessary temperature fluctuations.

The **vertical LED lighting mounted on one side** ensures bright illumination of the interior and supports sales promotion with optimum product presentation. Optional for both sides available upon request.

The glass doors with a tough **aluminium frame** have a 90° dwell position allowing easy loading and removal of larger product quantities. At less than 60° the doors close automatically to prevent loss of cold air.

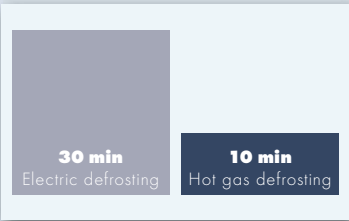
The triple-pane **glass door** prevents **external condensation**.

The air-deflection baffle, mounted in the lower part of the inner liner, deflects the flow of cold air away from the glass door and thus **prevents condensation forming on the outside of the door**. The improved glass door insulation also helps to reduce condensation formation on the door and thereby facilitates optimum product presentation (FDv 4643/Fv 3643).

A special **anti-fog film** significantly delays misting on the inside of the door after opening and closing, to consistently ensure optimum visibility for the products stored (FDv 4643/Fv 3643).

The **digital temperature display** tells the user the exact internal temperature that has been set. The temperature range can be set from -10°C to -25°C using the precision electronic controller.

The **robust lock** prevents unauthorised access.





# Optimum product presentation for frozen foods

Attractive product presentation is a crucial condition for drawing the customers’ attention to products. These modern glass door freezers in an attractive anthracite-aluminium design offer real promotional advantages: The interior is fitted with twin side-mounted, vertical LED lighting to create outstanding illumination inside the cabinet. The glass door has a special anti-fog film treatment which significantly delays misting of its inside surface upon opening, to always allow a clear view of the goods. The new integrated air-deflection baffle, together with improved glass door insulation, prevents water condensation forming on the outside of the door thus guaranteeing good visibility of products at all times.



**Anti-fog film for improved product visibility**  
A special anti-fog film significantly delays misting on the inside of the door after opening and closing, to consistently ensure optimum visibility for the products stored.

**Lower energy consumption**  
Thanks to the improved glass door insulation, the energy consumption has been reduced. The triple-pane glass contributes considerably to the freezer’s excellent energy efficiency.



**No condensation formation**  
The air-deflection baffle, mounted in the lower part of the inner liner, deflects the flow of cold air away from the glass door and thus prevents condensation forming on the outside of the door. The improved glass door insulation also helps to reduce condensation formation on the door and thereby facilitates optimum product presentation.



## Forced-air display freezers

|   |
|---|
| <b>Total gross / net capacity</b>           |
| <b>Exterior dimensions in mm (w/d/h)</b>    |
| <b>Interior dimensions in mm (w/d/h)</b>    |
| Energy consumption in 365 days <sup>1</sup> |
| Ambient temperature range                   |
| Refrigerant                                 |
| Sound power level                           |
| Connection rating                           |
| Frequency / voltage                         |
| Cooling system                              |
| Defrost                                     |
| Temperature range                           |
| External cabinet finish                     |
| Door material                               |
| Internal liner material                     |
| Type of control                             |
| Temperature display                         |
| Interior light                              |
| Fault: warning signal                       |
| Adjustable shelves                          |
| Shelf material                              |
| Shelf loading                               |
| Handle                                      |
| Castors                                     |
| Lock  |
| Self-closing door                           |
| Door hinges                                 |
| Insulation                                  |
| Gross / net weight                          |
| <b>Accessories</b>                          |
| Baskets, 30 litres                          |
| Partition grid for 30-litre basket          |
| Scanner rail 525 mm                         |
| Shelf, plastic-coated                       |
| Bottom grid, plastic-coated                 |

## FDv 4643 Variante E76

No Frost LED

|   |
|---|
| 461/307 litre                           |
| 670 / 730 / 1999                        |
| 519/578/1275                            |
| 1950 kWh                                |
| +10 °C to +30 °C                        |
| R 290                                   |
| 62 dB(A)                                |
| 4.4 A                                   |
| 50 Hz / 220–240V~                       |
| forced-air                              |
| automatic                               |
| –10 °C to –25 °C                        |
| steel / white                           |
| glass                                   |
| commercial grade moulded polystyrol     |
| electronic controller                   |
| external digital                        |
| LED                                     |
| visual and audible                      |
| 4                                       |
| wire shelves plastic-coated             |
| 50 kg                                   |
| ergonomic slimline handle               |
| 2 fixed rear and 2 swivel front castors |
| fitted                                  |
| yes                                     |
| right hand hinged, not reversible       |
| 67 mm                                   |
| 154/ 141 kg                             |

|         |
|---------|
| 7111758 |
| 7111759 |
| 7443779 |
| 7438722 |
| 7438721 |

## Fv 3643 Variante E76

No Frost LED

|   |
|---|
| 365/231 litre                           |
| 670/730/1659                            |
| 519/578/969                             |
| 1811 kWh                                |
| +10 °C to +30 °C                        |
| R 290                                   |
| 62 dB(A)                                |
| 4.4 A                                   |
| 50 Hz / 220–240V~                       |
| forced-air                              |
| automatic                               |
| –10 °C to –25 °C                        |
| steel / white                           |
| glass                                   |
| commercial grade moulded polystyrol     |
| electronic controller                   |
| external digital                        |
| LED                                     |
| visual and audible                      |
| 3                                       |
| wire shelves plastic-coated             |
| 50 kg                                   |
| ergonomic slimline handle               |
| 2 fixed rear and 2 swivel front castors |
| fitted                                  |
| yes                                     |
| right hand hinged, not reversible       |
| 67 mm                                   |
| 136/ 125 kg                             |

|         |
|---------|
| 7111758 |
| 7111759 |
| 7443779 |
| 7438722 |
| 7438721 |

Section: Chest freezers

Baskets

Products can be presented in a clearly sorted arrangement with the suspended baskets.



Partition grid

The partition grids for baskets support optimum product presentation and allow flexible organisation of the interior.



Lid lock

A lid lock can be installed on all models to secure the contents of the chest freezers.



Rubber bumpers

Rubber bumpers can be fixed to provide better ventilation when freezers are placed next to each other and to avoid damages during moving.



Glass fixture

The robust glass fixture made from toughened safety glass protects ice cream from contamination when selling and helps to ensure goods are presented in an attractive manner. The extra deep front of the glass fixture ensures excellent visibility of products and means that customers always have a good view of the wares presented from a range of different angles. The LED interior lights in appliances EFI 3553 and EFI 4853 also contribute to this. Wafer holders, serviettes and any other of the typical ice cream accessories can be conveniently placed on the flat shelf area.



Wire basket for scoop-ice containers

The sturdy wire baskets for scoop-ice containers are specially configured for the EFI/EFE chest freezers. Containers can be optimally arranged in the wire baskets so that ice-cream is perfectly presented and conveniently set out for selling by the scoop.



Section: Forced-air display freezers

Baskets

These heavy-duty baskets have capacities of 30 litres.



Partition grid for baskets

The partition grids for baskets support optimum product presentation and allow flexible organisation of the interior.



Scanner rail 525 mm

Price tags and scan codes can easily be read off the practical scanner rail, which is fastened to the front of the shelves. The paper inserts can be used for pricing, branding or other useful customer information.



Shelves

The plastic-coated grid shelves are height-adjustable and allow variable use of the interior for different frozen products. The close-mesh grid shelves have an extremely high loading capacity and ensure secure positioning of the products.



Base-grid, plastic-coated

A sturdy, plastic-coated base-grid ensures optimum use of the appliance base. The base-grid protects the inner liner from damage and ensures secure product storage.



# For frozen display without compromise

Liebherr's compact yet spacious CounterTop appliances enhance your sales where space is limited. In bars, restaurants or on sales counters – the Liebherr CounterTop appliances attract impulse purchases of beverages and ice creams. They combine the flexible use of storage space, bright and efficient LED lighting and maximum product visibility. Customised

colour schemes and unique branding possibilities ensure the focus is on what's most important - the products for sale. Low energy consumption, compact design, flexible use and robust build-quality are also good reasons to choose Liebherr CounterTop appliances.



**Vertical LED interior light.**  
Ideal for the attractive product presentation. The LED light column is integrated in the side wall and ensures attractive illumination. The focus is therefore always on the products.



**Temperature display.**  
The LED temperature display is integrated in the front panel of the CounterTop Fv 913. The temperature can be precisely set and clearly displayed.



**Fan-assisted cooling.**  
On the CounterTop appliances BCv 1103 and Fv 913, highly efficient fans ensure that contents are frozen or cooled rapidly, guaranteeing uniform temperature distribution throughout the entire interior. Liebherr's dynamic cooling system is a huge advantage during events when appliances are frequently restocked.



**Door profiles, recessed grip, replaceable gaskets.**  
Aluminium door profiles with a continuous recessed grip are not only elegant, they also make the door easier to open. The replaceable door gasket adds to the efficient operation. It can easily be inserted, cleaned or replaced, thus enabling perfect hygiene.



**Replaceable door hinge.**  
The CounterTop appliances are right hand hinged as standard and can be changed to the left if necessary. They can be adapted on site to suit each location.



**Wire shelves.**  
The plastic-coated grid shelves are height-adjustable in 15 mm increments and the interior can be arranged and used in a variable manner depending on the size of the products. This means the customers always have easy access to the contents. The shelves are close-meshed for even small items and extremely resilient so that products are always stored securely. There is also a bar across the front of the shelf to prevent items falling out.



Section: CounterTop appliances

Stacking kit

To make best use of the available space, with the stacking kit the CounterTop appliances Fv 913 and F 913 can be combined on top of, or next to one another.



| CounterTop appliances                        |
|--|
|  |
| <b>Total gross / net capacity</b>            |
| <b>Exterior dimensions in mm (w / d / h)</b> |
| <b>Interior dimensions in mm (w / d / h)</b> |
| Energy consumption in 365 days <sup>1</sup>  |
| Ambient temperature range                    |
| Refrigerant                                  |
| Sound power level                            |
| Connection rating                            |
| Frequency / voltage                          |
| Cooling system                               |
| Defrost                                      |
| Temperature range                            |
| External cabinet finish                      |
| Door material                                |
| Internal liner material                      |
| Type of control                              |
| Temperature display                          |
| Interior light                               |
| Fault: warning signal                        |
| Adjustable shelves                           |
| Shelf material                               |
| Shelf loading                                |
| Handle                                       |
| Lock   |
| Self-closing door                            |
| Door hinges                                  |
| Insulation                                   |
| Gross / net weight                           |
|  |
| <b>Accessories</b>                           |
| Set of connection elements, left, white      |
| Set of connection elements, right, white     |
| Set of connection elements, left, silver     |
| Set of connection elements, right, silver    |
| Scanner rail                                 |
| Shelf, plastic-coated                        |
|  |
|  |

| Fv 913 Premium<br>Freezer   | No Frost<br>LED | F 913<br>Freezer            | LED |
|-----------------------------|-----------------|-----------------------------|-----|
| 93 / 66 litre               |                 | 93 / 77 litre               |     |
| 497 / 549 / 830             |                 | 497 / 549 / 830             |     |
| 377 / 371 / 609             |                 | 377 / 430 / 609             |     |
| 1008 kWh                    |                 | 843 kWh                     |     |
| +10 °C to +35 °C            |                 | +10 °C to +30 °C            |     |
| R 290                       |                 | R 290                       |     |
| 60 dB(A)                    |                 | 50 dB(A)                    |     |
| 1.5 A                       |                 | 1.5 A                       |     |
| 50 Hz / 220 – 240V~         |                 | 50 Hz / 220 – 240V~         |     |
| forced-air                  |                 | static                      |     |
| automatic                   |                 | manual                      |     |
| –10 °C to –25 °C            |                 | –10 °C to –25 °C            |     |
| steel / silver              |                 | steel / silver              |     |
| glass door                  |                 | glass door                  |     |
| steel                       |                 | steel                       |     |
| electronic controller       |                 | analogue control            |     |
| external digital            |                 | internal analogue           |     |
| LED light column on right   |                 | LED light column on right   |     |
| visual and audible          |                 |                             |     |
| 2                           |                 | 2                           |     |
| wire shelves plastic-coated |                 | wire shelves plastic-coated |     |
| 30 kg                       |                 | 30 kg                       |     |
| recessed grip               |                 | recessed grip               |     |
| fitted                      |                 | fitted                      |     |
| yes                         |                 | yes                         |     |
| right, reversible on site   |                 | right, reversible on site   |     |
| 60 mm                       |                 | 60 mm                       |     |
| 48.9 / 46.4 kg              |                 | 47.8 / 45.3 kg              |     |
|                             |                 |                             |     |
| 9875023                     |                 | 9875023                     |     |
| 9875025                     |                 | 9875025                     |     |
| 9875167                     |                 | 9875167                     |     |
| 9875197                     |                 | 9875197                     |     |
| 7444051                     |                 | 7444051                     |     |
| 7113033                     |                 | 7113035                     |     |
|                             |                 |                             |     |
|                             |                 |                             |     |

Scanner rails

The scanner rails are clipped onto the shelves and can be changed quickly. Scan codes or individual advertising messages can also be shown here in an easy-to-read position. To help when removing products, the flexible scanner rails fold upwards.

