
Preserving
food for your
lifestyle

LIEBHERR

Refrigeration and Freezing





Contents

The Liebherr Group	4
Liebherr Appliances North America	6
Why Liebherr	8
Quality	10
BioFresh	12
Product Portfolio	15
Freestanding/Semi Built-in	16
Fully Integrated	56
Undercounter	78
Wine Cabinets	88
Accessories	102

Global Success: The Liebherr Group

Liebherr is a third-generation, family-owned company founded by Hans Liebherr in 1949 with the creation of the first ever tower crane.

With 70 years of success, Liebherr has become synonymous with the equipment needed to build homes and businesses, as well as the appliances inside them. One of the world's largest manufacturers of construction machinery, Liebherr has expanded to eleven divisions with a wide array of product ranges, including earthmoving, mining, mobile cranes, tower cranes, concrete technology, maritime cranes, aerospace and transportation systems, gear technology and automation systems, components, hotels and domestic appliances.

The company currently employs over 46,000 people in more than 130 companies in over 50 countries worldwide. Liebherr Appliances is Europe's largest privately-owned manufacturer of refrigerators and freezers for residential and commercial use, with an annual production of more than 2.1 million units.

Earthmoving



Mining



Mobile Cranes



Tower Cranes



Concrete Technology



Maritime Cranes



Aerospace and Transportation Systems



Gear Technology and Automation Systems



Domestic Appliances



Components



Hotels



Lienz



Ochsenhausen



Radinovo



Kluang



Aurangabad



Liebherr Appliances in North America

Headquartered in Germany, Liebherr Appliances manufactures the widest range of European refrigeration and freezing products throughout the world. Liebherr's first steps into the Americas were in the early 1970's, later expanding Liebherr Appliances into North America in 2004.

Liebherr Appliances in North America is located in Miami, Florida.

Customer Service Number for USA:
+1 (866) LIEBHERR (543-2437)

Customer Service Number for Canada:
+1 (888) LIEBHERR (543-2437)

Email address for USA:
service-appliance.us@liebherr.com

Visit our website:
home.liebherr.com



Liebherr offices in Miami, Florida, USA



Full Two-Year Warranty

For two (2) years from the date of original purchase, your Liebherr warranty covers all parts and labor to repair or replace any part of the product which proves to be defective in materials or workmanship.



Full Five-Year Warranty


For five (5) years from the date of original purchase, your Liebherr warranty covers all parts and labor to repair or replace any components that prove to be defective in materials or workmanship in the Sealed System. The Sealed System refers to only the compressor, condenser, evaporator, drier and connecting tubing.



Limited 6-12 Year Warranty

From the sixth (6th) through the twelfth (12th) year from the date of original purchase, your Liebherr warranty covers all parts that prove to be defective in materials or workmanship in the Sealed System (parts only).

Why Liebherr



German Quality & Heritage

Liebherr is a world leader in developing premium quality cooling and refrigeration technologies. Our German engineered products are acclaimed for advanced food preservation, design flexibility, maximum energy efficiency and ease of use. Headquartered in Germany since 1954, Liebherr Appliances distributes the widest range of European refrigeration and freezing solutions around the globe. Liebherr continues to research and develop products that match or exceed not only the standards we set for ourselves, but also the quality our loyal customers have come to expect.

Silent Operation

Liebherr appliances are some of the quietest in the industry – as quiet as a library. Variable speed compressors are always operating at optimal capacity, ensuring maximum food preservation with quiet operation. Combined with soft-start technology, these compressors offer quiet operation and minimal electrical surge at start-up. Every new product is tested in our European certified professional sound chambers to ensure that noise levels are kept to a minimum.



ActiveGreen Initiative

Energy efficiency is at the heart of our ActiveGreen commitment, and it is reflected in every aspect of our design and manufacturing process. An industry trailblazer in green manufacturing, Liebherr utilizes progressive practices such as recovering and reutilizing energy to heat buildings, using 100% recyclable packaging, and using purified water to ensure that production is pollution-free, all with the goal of having the least damaging effect on the environment.



Diverse Design Options

Liebherr appliances are designed to inspire awe and integrate seamlessly into your kitchen. Multiple size configurations, installation options, and choice of stainless steel or personalized finishes allow for perfect integration into your dream kitchen. From refrigerators, to wine cabinets, to outdoor appliances, Liebherr Appliances offer a diverse range of refrigeration and freezing solutions for your home.



Better Use of Space

Our innovative food storage features allow for the optimal storing of products, for quick and easy access to your favorite foods while reducing food waste. Divisible glass shelves, interchangeable glass and bottle shelves, FlexSystem, VarioSpace, and gallon storage on the door are just some of the ways in which Liebherr refrigerators fit more cubic feet into your everyday life.



Advanced Food Preservation

With Liebherr, foods are preserved in ideal storage temperatures and combined with perfect air humidity that maximizes their shelf-life and preserves their vitamins, nutrients and flavors. Liebherr's advanced food preservation technologies guarantee the perfect environments for all kinds of foods. BioFresh, SuperCool, SuperFrost and DuoCooling are just a few examples of performance enhancing features that contribute to superior, long-lasting food freshness.

Before we think about refrigerators, we think about you.

Refrigerators are supposed to cool. But what else should modern appliances be capable of today? How can they better meet customer needs? How can their design be more efficient, intuitive and modern?

We think about all these questions every day because, for us, a refrigerator is not just an appliance. It should be a partner that supports us where it can... that thinks in harmony with us, takes on tasks and makes life easier. In order to achieve this, we are constantly refining our appliances. Because the smarter and more helpful they are, the more time you have to focus on all the other important things in your life.

Achieving the highest quality is our standard.

We have been manufacturing high-quality refrigerators and freezers and selling them around the world since 1954. But, at heart, we are still a family business and have our roots firmly based in Germany. We continue to develop our products here utilizing German engineering – from an enduring connection with our founder and in the knowledge that engineering expertise has been pooled here for generations.



Built to last.

You can experience our quality standards in the smallest of details. For example, before a door hinge is approved by us, it must pass through at least 100,000 opening cycles. This corresponds to a usage period of more than 15 years. We also life-test all other functional parts to ensure that they can last just as long. We have front access leveling systems to ensure that your freestanding and fully integrated appliances work perfectly over a long period and stay firmly in place. They harmoniously compensate for any unevenness between the floor and the appliance, so that the product door always closes tightly. It may sound simple, but this is crucial for avoiding condensation and increased energy consumption.

And if, contrary to expectations, a small detail no longer meets your requirements, you or your expert service partner can usually correct it quickly. We keep all essential spare parts in stock for well over 10 years. This saves you money for minor repairs or the purchase of a new appliance – and it is also sustainable.

We don't just say it. We also guarantee it.

During production, we take a very close look at all of our product components and test them far more thoroughly and more often than required by law – right up until the packaging stage. Only then may our appliances take a little rest. All our production sites are certified according to the international ISO 9001 standard for quality and ISO 14001 standard for environmental management. That is why we guarantee that our products will be free of material and manufacturing defects for at least two years.

One thing is certain in any case: Your Liebherr will be a reliable companion for a very long time.




Freshness Perfected with BioFresh

Keeping your food fresh in a Liebherr is easy. BioFresh guarantees the perfect climate for super-long-term freshness. Through its advanced technology, the temperature is kept at just above freezing.

Each drawer can be used individually and provides ideal humidity. The DrySafe drawer with low humidity is ideal for storing meat, fish and dairy products, while fruits and vegetables are best kept in the high humidity HydroSafe or Fruit & Vegetable-Safe drawer. The natural loss of moisture in fruit and vegetables is significantly reduced. It's simple: fresh is better. BioFresh technology is an option you should strongly consider!

Liebherr's BioFresh technology contributes to a healthy diet and well-being while offering convenience that fits your busy lifestyle.

Nature offers a whole range of essential nutrients, vitamins, minerals and carbohydrates to give us energy. However, the right temperature and ideal humidity conditions are essential for food to retain its healthy properties and delicate flavors as long as possible. Liebherr's BioFresh technology provides perfect freshness for all types of food and delivers impressive long lasting preservation as well as day-to-day convenience.





Product Portfolio

	Freestanding/ Semi Built-In	Fully Integrated	Undercounter	Wine Cabinets
← 36" →	CBS 2092G p. 18	HCB 2092G p. 58		
	CS 2092G p. 20	HCB 2090G p. 60		
	CS 2090G p. 22	HC 2092G p. 62		
		HC 2090G p. 64		
← 30" →	CB7790IM p. 24	HCB 1590G p. 66		
	SCB7760IM p. 26	HC 1580G p. 68		
	SC7751 p. 28			
	C7620 p. 30			
	C7540IM / SC7541IM p. 32			
	SC7520 p. 34			
		Fully Integrated Pantries		
← 24" →	SCB5790IM p. 36	ICB5160IM p. 70	UPR 513 p. 80	HW8000 p. 90
	SC5781 p. 38	IC5110IM p. 72	UR 500 p. 82	HW 4800 p. 92
	C5250 p. 40	IRBP5170 p. 70	UF 501 p. 84	HWgb 1803 p. 94
	C5740IM p. 42		RU 510 p. 86	WUgb 3400 p. 96
	SRB5290 p. 44			WU 3400 p. 98
	SF5291 p. 46			WU 4500 p. 100
Combinations				
← 60" →	SC7751 & SCB7760IM p. 48			
	SC7541IM & SC7520 p. 50			
Combinations				
← 48" →	SC5781 & SCB5790IM p. 52	SIF5181 & IRB5160 p. 76		
	SF5291 & SRB5290 p. 54			

Freestanding/ Semi Built-in Appliances



Freestanding /Semi Built-in



SmartSteel:

Available on select freestanding/semi built-in models, SmartSteel finish significantly reduces the visibility of fingerprints, is easy to clean and is scratch-resistant. Simply wipe with a soft dry or damp cotton cloth to maintain this beautiful exterior.



BioFresh:

BioFresh drawers provide a customizable interplay of temperature and humidity controls. The DrySafe drawer with low humidity is ideal for storing meat, fish and dairy products, while fruits and vegetables are best kept in the high humidity HydroSafe drawer.



SoftSystem:

SoftSystem integrated into the appliance door cushions the door closure, eliminating slamming, even when shelves are fully loaded. In freestanding appliances, the door will close automatically from an opening angle of approximately 45°.



Hydrobreeze:

Do you want to cool fruit and vegetables like professionals? The cold mist combined with a temperature in the safe of just over 32°F (0°C) gives food that extra boost for longer shelf life.



SuperCool/SuperFrost:

Simply quick chill and/or flash-freeze just-bought groceries to preserve optimal freshness and seal in flavors, textures, and essential vitamins and minerals.



VarioSpace:

VarioSpace is Liebherr's practical solution to accommodating bulky items. All freezers include drawers and glass shelves that can be conveniently removed to create extra storage space when needed.



Stainless steel back wall:

The high-quality, stainless steel back wall is both eye-catching and highly functional. The interior stainless steel rear wall protects foods from freezing against the fresh food evaporator, ensuring that the back of the refrigerator is always drip-free.



InfinitySpring:

A source of fresh, cool drinking water in your kitchen. InfinitySpring sounds like something from a fairytale. The water dispenser enables drip-free water dispensing and provides fresh, cold water. Simply press the panel with your carafe or glass and enjoy. This also means you get to save on purchasing water bottles and live more sustainably.

Freestanding /Semi Built-in

CBS 2092G PremiumPlus

STAINLESS STEEL DOOR

The CBS 2092G offers elegant French door styling, with double freezer drawers, and stunning gray interior, available in 36" for freestanding semi built-in designs. The CBS 2092G includes unique features such as BioFresh technology, which helps foods retain their healthy vitamins, aromas and appetizing appearance for significantly longer than conventional refrigerator crisper's. Outstanding LED lighting can be found on interior refrigerator columns and inside both BioFresh compartments, as well as inside the double freezer drawers. The automatic IceMaker with a fixed water connection produces square shape ice cubes, keeping a constant supply on hand for every occasion.

Liebherr's DuoCooling system, with individual variable speed compressors, provides superior performance and efficiency, as well as advanced food preservation. The dual refrigeration system creates optimal conditions in both the refrigerator and freezer compartments, which lengthens the shelf life of foods for a healthier lifestyle. Individual silent cooling systems ensure accurate temperature and humidity controls so that your fresh foods last longer.



Freestanding /Semi Built-in

CBS 2092G PremiumPlus ← 36" → 80" ↑



Capacity	Total capacity cu.ft. (l)	18.9 (535)
	Refrigerator comp. cu.ft. (l)	12.9 (365)
	BioFresh comp. cu.ft. (l)	2.4 (69)
	NoFrost Freezer comp. cu.ft. (l)	6.0 (170)
	Sound rating dB(A)**	44
	Ice cube output lbs. (kg)/24h	3.1 (1.4)
	Ice cube stock lbs. (kg)	6 (2.7)
Door hinges	left / right	
Product dimensions	in inch H/W/D	80 5/16" / 35 7/8" / 24 1/16"
	in cm H/W/D	203.9 / 91 / 61.5
	Net weight lbs. (kg)	377.0 (171.0)
Cut out dimensions	in inch H/W/D	80 1/2" / 35 7/8" / 24 1/16"
	in cm H/W/D	204.5 / 91.5 / 61
Power supply	Voltage V/Hz	115 / 60
Energy consumption	in 365 days kWh	550
	Estimated Yearly Energy Cost in US \$*	77
Optional accessories (from pages 106-109)	1.2, 3.5	



*Estimated energy costs will depend on utility rates and use. Estimated energy costs are based on a national average electricity cost of 14 cents per kWh.
**Noise level - sound power re 1pW - according to EN 60704-3.



Freestanding /Semi Built-in

CS 2092G PremiumPlus

STAINLESS STEEL DOOR

The CS 2092G offers stunning gray interior with French door, with double freezer drawers, available in 36" for freestanding/semi built-in designs. LED lighting columns on both sides of the refrigerator provide perfect illumination throughout the food compartment. The automatic IceMaker provides a reliable source of square shape ice cubes for every occasion.

Liebherr's DuoCooling system, with individual variable speed compressors, provides superior performance and efficiency, as well as advanced food preservation. The dual refrigeration system creates optimal conditions in both the refrigerator and freezer compartments, which lengthens the shelf life of foods for a healthier lifestyle. Individual silent cooling systems ensure accurate temperature and humidity controls so that your fresh foods last longer.



Freestanding /Semi Built-in

CS 2092G PremiumPlus ← 36" → 80"



Capacity	Total capacity cu.ft. (l)	19.5 (552)
	Refrigerator comp. cu.ft. (l)	13.5 (382)
	NoFrost Freezer comp. cu.ft. (l)	6.0 (170)
	Sound rating dB(A)**	44
	Ice cube output lbs. (kg)/24h	3.1 (1.4)
	Ice cube stock lbs. (kg)	6 (2.7)
	Door hinges	left / right
Product dimensions	in inch H/W/D	80 5/16" / 35 7/8" / 24 1/16"
	in cm H/W/D	203 / 91 / 61.5
	Net weight lbs. (kg)	374.8 (170.0)
Cut out dimensions	in inch H/W/D	80 1/2" / 35 7/8" / 24 1/16"
	in cm H/W/D	204.5 / 91.5 / 61
Power supply	Voltage V/Hz	115 / 60
Energy consumption	in 365 days kWh	550
	Estimated Yearly Energy Cost in US \$*	77
Optional accessories (from pages 106-109)	1.2, 3.5	

*Estimated energy costs will depend on utility rates and use. Estimated energy costs are based on a national average electricity cost of 14 cents per kWh.
 **Noise level - sound power re 1pW - according to EN 60704-3.




Freestanding /Semi Built-in

CS 2090G PremiumPlus

STAINLESS STEEL DOOR

The 36" CS 2090G refrigerator-freezer with a single refrigerator door and self-closing double freezer drawers, highlighting the gray interior, fulfills both your design and storage needs. Outstanding LED lighting can be found on the ceiling and refrigerator side walls, which double as shelf support, as well as inside the freezer drawers. The fully extendable freezer drawers are designed with SoftTelescopic, which provides reliable self-retraction and soft closing. The automatic IceMaker with a fixed water connection produces square shape ice cubes, keeping a constant supply on hand for every occasion.

Liebherr's DuoCooling system, with individual variable speed compressors, provides superior performance and efficiency, as well as advanced food preservation. The dual refrigeration system creates optimal conditions in both the refrigerator and freezer compartments, which lengthens the shelf life of foods for a healthier lifestyle. Individual silent cooling systems ensure accurate temperature and humidity controls so that your fresh foods last longer.



Freestanding /Semi Built-in

CS 2090G PremiumPlus ← 36" → 80"



Capacity	Total capacity cu.ft. (l)	19.5 (552)
	Refrigerator comp. cu.ft. (l)	13.5 (382)
	NoFrost Freezer comp. cu.ft. (l)	6.0 (170)
	Sound rating dB(A)**	45
	Ice cube output lbs. (kg)/24h	3.1 (1.4)
	Ice cube stock lbs. (kg)	6 (2.7)
	Door hinges	right
Product dimensions	in inch H/W/D	79 13/16" / 35 7/8" / 24 1/16"
	in cm H/W/D	202.7 / 91 / 61.5
	Net weight lbs. (kg)	381.4 (173.0)
Cut out dimensions	in inch H/W/D	80" / 35 7/8" / 24 1/16"
	in cm H/W/D	203.2/91.5/61
Power supply	Voltage V/Hz	115 / 60
Energy consumption	in 365 days kWh	550
	Estimated Yearly Energy Cost in US \$*	77
This unit is also available as	CS 2091: with left door hinge	
Optional accessories (from pages 106-109)	1.2, 3.4, 3.5	



*Estimated energy costs will depend on utility rates and use. Estimated energy costs are based on a national average electricity cost of 14 cents per kWh.
**Noise level - sound power re 1pW - according to EN 60704-3.

CB7790IM Peak

SmartSteel - STAINLESS STEEL DOOR

The Liebherr CB7790IM refrigerator stands out with its advanced features designed to enhance food preservation and cooling efficiency. With the HydroBreeze technology, this refrigerator ensures optimal humidity levels, keeping fruits and vegetables fresher, longer.

The InfinitySpring feature provides a continuous flow of fresh, filtered water that is convenient and easily accessible. PowerCooling creates rapid and uniform cooling throughout the refrigerator, maintaining an ideal environment for your perishable items.

The BioFresh compartment is a standout feature, offering precise temperature control and optimal conditions to extend the shelf life of fresh produce, dairy, and meats.

The combination of HydroBreeze, InfinitySpring, PowerCooling, and BioFresh makes the Liebherr CB7790IM a sophisticated and efficient choice for those seeking top-notch refrigeration technology.



CB7790IM Peak



Capacity	Total capacity cu.ft. (l)	16.8(476)
	Refrigerator comp. cu.ft. (l)	7.4(209)
	BioFresh comp. cu.ft. (l)	4.5(128)
	Freezer capacity cu. ft. (l)	4.9 (139)
	Sound rating dB(A)**	35
	Ice cube output lbs. (kg)/24h	2.6 (1.2)
	Ice cube stock lbs. (kg)	11.9 (5.4)
Door hinges	right, reversible	
Product dimensions	in inch H/W/D	79 3/8 / 29 7/16 / 26 5/8
	in cm H/W/D	201.5 / 74.5 / 67.5
	Net weight lbs. (kg)	374.8 (170)
Cut out dimensions	in inch H/W/D	80 / 30 / 24
	in cm H/W/D	203.2 / 76.2 / 60.9
Power supply	Voltage V/Hz	115 / 60
	Ventilation requirements for installation per unit (included in cut-out dimension)	200 cm ² / 31 in ²
Energy consumption	in 365 days kWh	435
	Estimated Yearly Energy Cost in US \$*	61
Optional accessories (from pages 106-109)	1.1, 1.2, 3.3, 3.10	
Included with product	90 degree door stop	



*Estimated energy costs will depend on utility rates and use. Estimated energy costs are based on a national average electricity cost of 14 cents per kWh.
 **Noise level - sound power re 1pW - according to EN 60704-3.

Freestanding /Semi Built-in

SCB7760IM Prime

SmartSteel - STAINLESS STEEL DOOR

The Liebherr SCB7760IM is a cutting-edge refrigerator that boosts advanced features catering to both functionality and food preservation. One standout feature is the DuoCooling system, which sets this appliance apart in terms of freshness preservation. DuoCooling ensures separate cooling circuits for the refrigerator and freezer compartments, preventing the transfer of temperature and maintaining optimal humidity levels.

Adding to its impressive capabilities, the Liebherr SCB7760IM comes equipped with a unique Light Tower LED lighting system. This feature not only illuminates the interior of the refrigerator with a clear and bright light but also contributes to energy efficiency. The strategically placed LEDs create a well-lit environment, making it easy to locate items and organize the contents effectively.

** This product can be installed side-by-side with SC7751



Freestanding /Semi Built-in

SCB7760IM Prime



Capacity	Total capacity cu.ft. (l)***	16.8 (477)
	Refrigerator comp. cu.ft. (l)	7.4 (209)
	BioFresh comp.	4.5 (127)
	Freezer capacity cu. ft. (l)	4.9 (139)
	Sound rating dB(A)**	35
	Ice cube output lbs. (kg)/24h	2.6 (1.2)
	Ice cube stock lbs. (kg)	11.9 (5.4)
Door hinges	right, reversible	
Product dimensions	in inch H/W/D	79 3/8 / 29 7/16 / 26 5/8
	in cm H/W/D	201.5 / 74.5 / 67.5
	Net weight lbs. (kg)	374.8 (170)
Cut out dimensions	in inch H/W/D	80 / 30 / 24
	in cm H/W/D	203.2 / 76.2 / 60.9
Power Supply	Voltage V/Hz	115 / 60
	Ventilation Requirements for installation per unit	200 cm ² / 31 in ²
Optional accessories (from pages 106-109)	1.1, 3.3, 3.4, 3.9, 3.10	
Energy consumption	in 365 days kWh	445
	Estimated Yearly Energy Cost in US \$*	62



* Estimated energy cost will depend on utility rates and use. Estimated energy cost based on a national average electricity cost of 14 cents per kWh.
** Noise level - sound power re lpw - according to EN 60704-3.



SC7751 Prime

SmartSteel - STAINLESS STEEL DOOR

The Liebherr SC7751 refrigerator exemplifies cutting-edge technology with its array of innovative features. The SuperSilent technology ensures a remarkably quiet operation, minimizing noise disruptions in your living space. VarioTemp functionality provides flexible temperature control, allowing you to customize cooling settings according to your specific needs. SmartSteel, another standout feature, not only enhances the refrigerator's aesthetic appeal with its sleek stainless-steel finish but also offers practical benefits such as its easy cleaning.

DuoCooling takes refrigeration to the next level by maintaining separate cooling circuits for the refrigerator and freezer, ensuring optimal climate conditions for both compartments. The Liebherr SC7751 combines SuperSilent, VarioTemp, SmartSteel, and DuoCooling, making it a sophisticated and efficient choice for those who prioritize advanced features in their refrigeration appliances.

** This product can be installed side-by-side with SCB7760IM



SC7751 Prime



Capacity	Total capacity cu.ft. (l)	16.8 (477)
	Refrigerator comp. cu.ft. (l)	12 (339)
	Freezer capacity cu. ft. (l)	5.9 (139)
	Sound rating dB(A)**	35
	Door hinges	left, reversible
Product dimensions	in inch H/W/D	79 3/8 / 29 7/16 / 26 5/8
	in cm H/W/D	201.5 / 74.5 / 67.5
	Net weight lbs. (kg)	164 (74.4)
Cut out dimensions	in inch H/W/D	80 / 30 / 24
	in cm H/W/D	203.2 / 76.2 / 60.9
Power supply	Voltage V/Hz	115 / 60
	Ventilation requirements for installation per unit (included in cut-out dimension)	200 cm ² / 31 in ²
Energy consumption	in 365 days kWh	354
	Estimated Yearly Energy Cost in US \$*	50
Optional accessories (from pages 106-109)	1.1, 3.4, 3.9, 3.10	
Included with product	90 degree door stop	



*Estimated energy costs will depend on utility rates and use. Estimated energy costs are based on a national average electricity cost of 14 cents per kWh.
 **Noise level – sound power re 1pW – according to EN 60704-3.



C7620 Plus

SmartSteel - STAINLESS STEEL DOOR

The Liebherr C7620 refrigerator is a testament to advanced cooling technology and modern design. With PowerCooling, this refrigerator ensures rapid and uniform cooling throughout, maintaining the freshness of your groceries. The inclusion of LED lighting not only illuminates the interior with a bright and energy-efficient light but also adds a touch of contemporary style.

The EasyFresh feature optimizes storage conditions, keeping fruits and vegetables at their best for an extended period.

SmartSteel technology not only enhances the refrigerator's durability but also adds a sleek and sophisticated look, making it resistant to fingerprints and easy to clean.

The Liebherr C7620, equipped with PowerCooling, LED lighting, EasyFresh, and SmartSteel, offers a combination of functionality and aesthetics for those seeking a modern and efficient refrigeration solution.



C7620 Plus



Capacity	Total capacity cu.ft. (l)	15 (425)
	Refrigerator comp. cu.ft. (l)	10 (285)
	Freezer capacity cu. ft. (l)	4.9 (138)
	Sound rating dB(A)**	36
	Ice cube output lbs. (kg)/24h	20 ice cubes per batch
	Ice cube stock lbs. (kg)	40 ice cubes
	Door hinges	right, reversible
Product dimensions	in inch H/W/D	73 1/6 / 29 7/16 / 26 5/8
	in cm H/W/D	185.5 / 74.5 / 67.5
	Net weight lbs. (kg)	198.4 (90)
Cut out dimensions	in inch H/W/D	74 / 30 / 24
	in cm H/W/D	188 / 76.2 / 60.9
Power supply	Voltage V/Hz	115 / 60
	Ventilation requirements for installation per unit (included in cut-out dimension)	200 cm ² / 31 in ²
Energy consumption	in 365 days kWh	305
	Estimated Yearly Energy Cost in US \$*	43
Optional accessories (from pages 106-109)	1.1	



*Estimated energy costs will depend on utility rates and use. Estimated energy costs are based on a national average electricity cost of 14 cents per kWh.
**Noise level - sound power re 1pW - according to EN 60704-3.



C7540IM / SC7541IM Plus

SmartSteel - STAINLESS STEEL DOOR

The Liebherr C7540IM refrigerator combines advanced technology with a focus on user experience, making it a standout choice for modern households. One notable feature is its super silent operation, ensuring a peaceful and quiet environment in the kitchen. This is particularly beneficial for open-concept living spaces or homes where noise levels are a concern. The refrigerator's silent operation maintains precise temperature control and efficient cooling.

Additionally, the option of a SmartDevice Box enhances the appliance's functionality. This innovative feature allows users to connect their refrigerators to smart home devices, enabling remote monitoring and control. The Liebherr C7540IM seamlessly blends technological sophistication with practicality to elevate the kitchen experience.

** This product can be installed side-by-side with SC7520



C7540IM / SC7541IM Plus ← 30" → 66" ↑ 66" ↓

Duo Cooling
Easy Fresh
Power Cooling
Ice Maker
LED
Super Silent

Smart Device Box
Smart Steel

Capacity	Total capacity cu.ft. (l)	12.8 (363)
	Refrigerator comp. cu.ft. (l)	7.9 (224)
	Freezer Capacity cu. ft. (l)	4.9 (139)
	Sound rating dB(A)**	36
	Door hinges	right or left, reversible
	Product dimensions	in inch H/W/D
	in cm H/W/D	165.5 / 74.5 / 67.5
	Net weight lbs. (kg)	198.4 (90)
Cut out dimensions	in inch H/W/D	66 / 30 / 24
	in cm H/W/D	168 / 76.2 / 60.9
Power supply	Voltage V/Hz	115 / 60
	Ventilation requirements for installation per unit (included in cut-out dimension)	200 cm ² / 31 in ²
	in 365 days kWh	386
	Estimated Yearly Energy Cost in US \$*	54
Optional accessories (from pages 106-109)	1.1, 3.4, 3.11	



*Estimated energy costs will depend on utility rates and use. Estimated energy costs are based on a national average electricity cost of 14 cents per kWh.
**Noise level – sound power re 1pW – according to EN 60704-3.



SC7520 Plus

SmartSteel - STAINLESS STEEL DOOR

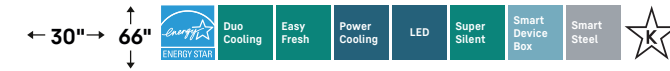
The Liebherr SC7520 refrigerator magnifies its features designed to optimize food preservation and enhance user convenience. One of its contributors is the EasyFresh technology, a cutting-edge system that ensures the humidity levels within the refrigerator compartments. This technology helps extend the freshness of fruits, vegetables, and other perishables by creating an environment that minimizes moisture loss.

Another remarkable aspect of the SC7520 is the incorporation of SmartSteel, a technology that not only adds a sleek and modern aesthetic to the refrigerator but also enhances its durability and resistance to fingerprints. The combination of EasyFresh and SmartSteel in the Liebherr SC7520 reflects a harmonious blend of cutting-edge technology and design, offering users a superior refrigeration experience.

** This product can be installed side-by-side with SC7541IM



SC7520 Plus



Capacity	Total capacity cu.ft. (l)	12.8 (363)
	Refrigerator comp. cu.ft. (l)	7.9 (224)
	Freezer Capacity cu. ft. (l)	4.9 (139)
	Sound rating dB(A)**	36
	Door hinges	right, reversible
Product dimensions	in inch H/W/D	65 3/16 / 29 7/16 / 26 5/8
	in cm H/W/D	165.5 / 74.5 / 67.5
	Net weight lbs. (kg)	198.4 (90)
Cut out dimensions	in inch H/W/D	66 / 30 / 24
	in cm H/W/D	168 / 76.2 / 60.9
Power supply	Voltage V/Hz	115 / 60
	Ventilation requirements for installation per unit (included in cut-out dimension)	200 cm ² / 31 in ²
	in 365 days kWh	386
Optional accessories (from pages 106-109)	Estimated Yearly Energy Cost in US \$*	54
		1.1, 3.4, 3.11



*Estimated energy costs will depend on utility rates and use. Estimated energy costs are based on a national average electricity cost of 14 cents per kWh.
**Noise level – sound power re 1pW – according to EN 60704-3.



SCB5790IM Peak

SmartSteel - STAINLESS STEEL DOOR

Liebherr's SCB5790IM is an exceptional freestanding bottom freezer that boasts an array of impressive features. This refrigerator offers a generous capacity of 12.7 cubic feet, providing ample space for storing all your groceries and beverages. The unit features Liebherr's innovative BioFresh Professional with HydroBreezer technology, which helps maintain optimal humidity levels to extend the freshness and shelf life of your fruits, vegetables, meats, and dairy products. Additionally, the Fish & Seafood Safe keeps your fish fresh at the optimum temperature of 28* F (-2* C). With separate compartments for different food types, you can ensure that each item is stored in the ideal environment, preserving its flavor and nutritional value.

One standout feature of the SCB5790IM is its DuoCooling system, which enables independent temperature control for the refrigerator and freezer compartments. This ensures that there is no air exchange between the two sections, preventing the transfer of odors and maintaining a more stable climate for your food. The refrigerator is equipped with LightTower technology, illuminating all your food in its best light. With its sleek stainless-steel exterior and interior backwall and inner door, advanced features, ice maker and spacious design, the Liebherr SCB5790IM is an excellent choice for those seeking a high-quality and versatile refrigerator for their home.

****This product can be installed side-by-side with SC5781**



SCB5790IM Peak ← 24" → 80" ↓

Bio Fresh

Duo Cooling

Ice Maker

Soft System

Soft Telescopic

Smart Steel

Vario Temp

Hydro Breeze

Light Tower

Fish & Seafood Safe

Capacity	Total capacity cu.ft. (l)	12.7 (360)
	Refrigerator comp. cu.ft. (l)	5.6 (160)
	BioFresh comp. cu.ft. (l)	3.4 (96)
	NoFrost Freezer comp. cu.ft. (l)	3.7 (104)
	Sound rating dB(A)**	33
	Ice cube output lbs. (kg)/24h	2.6 (1.2)
	Ice cube stock lbs. (kg)	11.9 (5.4)
	Door hinges	right, reversible
Product dimensions	in inch H/W/D	79 5/16" / 23 1/2" / 26 9/16"
	in cm H/W/D	201.5 / 59.7 / 67.5
	Net weight lbs. (kg)	374 (170)
Cut out dimensions	in inch H/W/D	80" / 24 / 24
	in cm H/W/D	203.2 / 60.9 / 60.9
Power supply	Voltage V/Hz	115 / 60
		200 cm ² / 31 in ²
Energy consumption	in 365 days kWh	370
	Estimated Yearly Energy Cost in US \$*	52
Optional accessories (from pages 106-109)	1.1, 3.4, 3.7	
Included with product	90 degree door stop	



*Estimated energy costs will depend on utility rates and use. Estimated energy costs are based on a national average electricity cost of 14 cents per kWh.
**Noise level - sound power re 1pW - according to EN 60704-3.



SC5781 Peak

SmartSteel - STAINLESS STEEL DOOR

The SC5781 freestanding bottom freezer is a top-of-the-line appliance that offers a range of impressive features. With a beautiful stainless steel back wall and inner door, the SC5781 has flush features inside and out. Liebherr's innovative EasyFresh feature makes this unit stand out in terms of prolonging the life of your food. The SC5781 provides the perfect flexibility of storage with adjustable glass shelves, split shelves, VarioBoxes, and VarioSafe. This refrigerator's combination of generous storage capacity along with advanced technology ensures that it will prove to be a reliable and convenient addition to any kitchen. Additionally, the freezer compartment features VarioTemp, which allows the compartment to be adjusted up to 57° F, giving more storage flexibility.

The SC5781 boasts a remarkable feature known as the DuoCooling system, which offers individual temperature control for both the refrigerator and freezer compartments. This innovative system guarantees that there is zero air exchange between the two sections, effectively preventing any odors from transferring and ensuring a consistently stable climate for your stored food items. Liebherr's touch and swipe technology revolutionize user interaction by allowing effortless control through intuitive touch and swipe gestures. With a simple swipe of a finger, users can easily navigate menus, adjust settings, and access a range of features, providing a seamless and user-friendly experience.

****This product can be installed side-by-side with SCB5790IM**



SC5781 Peak



Capacity	Total capacity cu.ft. (l)	12.8 (363)
	Refrigerator comp. cu.ft. (l)	9.1 (259)
	NoFrost Freezer comp. cu.ft. (l)	3.7 (104)
	Sound rating dB(A)**	33
	Door hinges	left, reversible
Product dimensions	in inch H/W/D	79 5/16" / 23 1/2" / 26 9/16"
	in cm H/W/D	201.5 / 59.7 / 67.5
	Net weight lbs. (kg)	164 (74.4)
Cut out dimensions	in inch H/W/D	80" / 24" / 24"
	in cm H/W/D	203.2 / 60.9 / 60.9
Power supply	Voltage V/Hz	115 / 60
	Ventilation requirements for installation per unit (included in cut-out dimension)	200 cm ² / 31 in ²
Energy consumption	in 365 days kWh	300
	Estimated Yearly Energy Cost in US \$*	42
Optional accessories (from pages 106-109)	1.1, 3.4, 3.7	
Included with product	90 degree door stop	

*Estimated energy costs will depend on utility rates and use. Estimated energy costs are based on a national average electricity cost of 14 cents per kWh.
**Noise level - sound power re 1pW - according to EN 60704-3.



C5250 Prime

SmartSteel - STAINLESS STEEL DOOR

The slim styling and urban design of the C5250 makes it the perfect appliance for small spaces, galley kitchens, and apartment living. Designed with a sleek profile, this 24" refrigerator-freezer offers intelligent interior features that maximize storage flexibility. With adjustable glass shelves, split shelves, and VarioBoxes, you have ample options to organize and customize the storage space according to your needs. The refrigerator-freezer showcases an exterior SmartSteel finish, which not only resists scratches but also virtually eliminates fingerprints, maintaining a pristine appearance. Complementing this, the stainless-steel back wall contribute to an all-around polished and modern look

for a seamless kitchen experience. Liebherr's DuoCooling system, with individual variable speed compressors, provides superior performance and efficiency, as well as advanced food preservation. The dual refrigeration system creates optimal conditions in the refrigerator and freezer compartments, which lengthens the shelf life of foods for a healthier lifestyle. Individual silent cooling systems ensure accurate temperature and humidity controls so your fresh foods never dry out. The freezer compartment features VarioTemp, which allows to set the temperature from 28 to 57°F and therefore also use the compartment as a further cooling zone when needed.



C5250 Prime



Capacity	Total capacity cu.ft. (l)	11.4 (323)
	Refrigerator comp. cu.ft. (l)	7.8 (220)
	NoFrost Freezer comp. cu.ft. (l)	3.6 (103)
	Sound rating dB(A)**	33
	Door hinges	right, reversible
Product dimensions	in inch H/W/D	73 1/16" / 23 1/2" / 26 9/16"
	in cm H/W/D	185.5 / 59.7 / 67.5
	Net weight lbs. (kg)	198.4 (90)
Cut out dimensions	in inch H/W/D	74"/24"/24"
	in cm H/W/D	185.4 / 60.9 / 60.9
Power supply	Voltage V/Hz	115 / 60
	Ventilation requirements for installation per unit (included in cut-out dimension)	200 cm ² / 31 in ²
Energy consumption	in 365 days kWh	288
	Estimated Yearly Energy Cost in US \$*	40
Optional accessories (from pages 106-109)	1.1	
Included with product	90 degree door stop	



*Estimated energy costs will depend on utility rates and use. Estimated energy costs are based on a national average electricity cost of 14 cents per kWh.
**Noise level - sound power re 1pW - according to EN 60704-3.



C5740IM Plus

SmartSteel - STAINLESS STEEL DOOR

The Liebherr C5740IM bottom freezer is packed with an array of impressive features, among them the notable EasyFresh Technology. This innovative technology extends the preservation time of your fruits and vegetables, ensuring they stay fresh and flavorful for longer periods. The Liebherr touch control panel offers a user-friendly interface with intuitive navigation, allowing effortless control over various functions and settings of the appliance.

Another exceptional feature of the Liebherr C5740IM is its precise and efficient DuoCooling system. Unlike traditional fridges that use a single cooling circuit to regulate the fridge and freezer compartments, DuoCooling technology utilizes separate cooling systems for each section.

The automatic ice maker with fixed water connection produces square shape ice cubes, keeping constant supply on hand for every occasion. The Liebherr touch control panel offers a user-friendly interface with intuitive navigation, allowing effortless control over various functions and settings of the appliance. With its sleek design and responsive touch operation, the touch control panel enhances the overall convenience and modern appeal of the Liebherr appliances. Liebherr recess handles are stylishly integrated into the refrigerator's design, providing a seamless and clean appearance to the appliance. These handles are not only aesthetically pleasing but also functional, allowing for easy and convenient access to the refrigerator and freezer compartments.



C5740IM Plus



Capacity	Total capacity cu.ft. (l)	12.7 (361)
	Refrigerator comp. cu.ft. (l)	9.1 (258)
	NoFrost Freezer comp. cu.ft. (l)	3.7 (104)
	Sound rating dB(A)**	35
	Ice cube output lbs. (kg)/24h	2.6 (1.2)
	Ice cube stock lbs. (kg)	11.9 (5.4)
Door hinges	right, reversible	
Product dimensions	in inch H/W/D	79 5/16" / 23 1/2" / 26 9/16"
	in cm H/W/D	201.5 / 59.7 / 67.5
	Net weight lbs. (kg)	198.4 (90)
Cut out dimensions	in inch H/W/D	80" / 24" / 24"
	in cm H/W/D	203.2 / 60.9 / 60.9
Power supply	Voltage V/Hz	115 / 60
	Ventilation requirements for installation per unit (included in cut-out dimension)	200 cm ² / 31 in ²
Energy consumption	in 365 days kWh	370
	Estimated Yearly Energy Cost in US \$*	52
Optional accessories (from pages 106-109)	1.1	



*Estimated energy costs will depend on utility rates and use. Estimated energy costs are based on a national average electricity cost of 14 cents per kWh.
 **Noise level - sound power re 1pW - according to EN 60704-3.



SRB5290 Peak

SmartSteel - STAINLESS STEEL DOOR

The Liebherr SRB5290 refrigerator that combines cutting-edge features with elegant design. One standout feature of this model is the BioFresh Professional with HydroBreeze technology, which provides a unique and refreshing way to keep your fruits and vegetables fresh. The HydroBreeze system releases a fine mist of water into the vegetable compartment, creating a microclimate that helps maintain optimal humidity levels. This innovative feature ensures that your produce stays crisp and flavorful for longer periods, allowing you to enjoy farm-fresh ingredients with every meal.

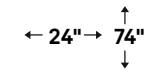
Another remarkable feature is its InfinitySpring water

dispenser. This advanced system provides an endless supply of filtered and chilled water, right at your fingertips. With a simple touch, you can enjoy refreshing and pure water, without the hassle of constantly buying and storing bottled water.

The InfinitySpring feature adds convenience and luxury to your daily routine, making it easier to stay hydrated and enjoy a cool glass of water whenever you desire. With its BioFresh Professional with HydroBreeze technology and InfinitySpring dispenser, the Liebherr SRB5290 is a remarkable refrigerator that elevates your food storage experience and brings sophistication to your kitchen.



SRB5290 Peak



Capacity	Total capacity cu.ft. (l)	8.7 (246)
	Refrigerator comp. cu.ft. (l)	8.7 (246)
	Internal Water Dispenser	Yes
	Sound rating dB(A)**	34
	BioFresh Professional	Hydrobreeze
	Water Filter	Yes
	Door hinges	right, reversible
Product dimensions	in inch H/W/D	73 1/16" / 23 1/2" / 26 9/16"
	in cm H/W/D	185.5 / 59.7 / 67.5
	Net weight lbs. (kg)	172 (78)
Cut out dimensions	in inch H/W/D	74" / 24" / 24"
	in cm H/W/D	188 / 60.9 / 60.9
Power supply	Voltage V/Hz	115 / 60
	Ventilation requirements for installation per unit (included in cut-out dimension)	200 cm ² / 31 in ²
Energy consumption	in 365 days kWh	200
	Estimated Yearly Energy Cost in US \$*	28
Optional accessories (from pages 106-109)	1.1, 1.2, 3.4, 3.9	
Included with product	90 degree door stop	



*Estimated energy costs will depend on utility rates and use. Estimated energy costs are based on a national average electricity cost of 14 cents per kWh.
 **Noise level - sound power re 1pW - according to EN 60704-3.

SF5291 Peak

SmartSteel - STAINLESS STEEL DOOR

The Liebherr SF5291 is a premium freezer that combines innovative features with sleek design. One standout feature of this model is the SuperFrost function, which allows for rapid freezing of food items. With a single push of a button, SuperFrost lowers the temperature to -25.6°F (-32°C), creating the ideal conditions for freezing fresh produce, meats, or leftovers. This feature not only helps preserve the nutritional value of your food but also locks in its flavors and textures, ensuring that you always have high-quality ingredients on hand.

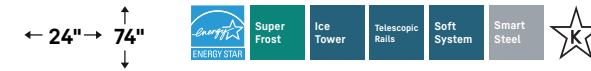
Another notable feature of the Liebherr SF5291 is its telescopic rails, which make accessing and organizing your

groceries a breeze. These rails smoothly glide out, allowing you to effortlessly reach items at the back of the freezer drawers.

In addition to the SuperFrost and telescopic rails, the Liebherr SF5291 boasts an impressive IceTower. The IceTower provides you with a constant supply of fresh ice cubes. With its efficient design and quick freezing capabilities, the IceTower ensures that you always have ice available for your beverages or cooling needs, making it perfect for parties, gatherings, or hot summer days. The Liebherr SF5291 with its SuperFrost, telescopic rails, and IceTower is a top-of-the-line freezer that offers convenience, functionality, and superior performance.



SF5291 Peak



Capacity	Total capacity cu.ft. (l)	9.8 (278)
	NoFrost Freezer comp. cu.ft. (l)	9.8(278)
	Sound rating dB(A)**	35
	Ice cube output lbs. (kg)/24h	2.6 (1.2)
	Ice cube stock lbs. (kg)	17.6 (8)
	Door hinges	left, reversible
Product dimensions	in inch H/W/D	73 1/16" / 23 1/2" / 26 9/16"
	in cm H/W/D	185.5 / 59.7 / 67.5
	Net weight lbs. (kg)	177 (803)
Cut out dimensions	in inch H/W/D	74" / 24" / 24"
	in cm H/W/D	188 / 60.9 / 60.9
Power supply	Voltage V/Hz	115 / 60
	Ventilation requirements for installation per unit (included in cut-out dimension)	200 cm² / 31 in²
Energy consumption	in 365 days kWh	350
	Estimated Yearly Energy Cost in US \$*	49
Optional accessories (from pages 106-109)	3.4, 3.8	
Included with product	90 degree door stop	



*Estimated energy costs will depend on utility rates and use. Estimated energy costs are based on a national average electricity cost of 14 cents per kWh.
 **Noise level - sound power re 1pW - according to EN 60704-3.

SC7751 & SCB7760IM Prime Combination

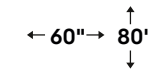
SmartSteel - STAINLESS STEEL DOOR

The 60" side-by-side combination joins flexibility with sleek design. Thanks to its stainless steel side walls, the SC7751 & SCB7760IM can be featured as the centerpiece of your kitchen. With this side-by-side. Composed of two ENERGY STAR® rated bottom-freezer combination fridges SC7751 and SCB7760IM, provides flexible storage solutions within 4 full doors and 5 temperature zones. The individual appliances both include unique features such as BioFresh technology, which helps food retain their healthy vitamins, aroma and appetizing appearance significantly longer than in conventional refrigerators. Energy efficient LED lighting takes a starring role by illuminating the main compartments,

and unique integrated LightTower sit on the bottom of the refrigerator door to shine down into freezer drawers when opened. A convenient, internal water filter is well-placed for quick filter changes to ensure that the supply of water to the IceMaker is always perfect. Features such as a foldable glass shelf, bottle shelving, and stainless back wall make the interior of the unit as appealing as the beautiful exterior's ergonomic handles, beveled edges, and easy-to-clean SmartSteel finish.



SC7751 & SCB7760IM Prime



ENERGY STAR	Duo Cooling	Power Cooling	Light Tower	Bio Fresh	Hydro Breeze
Fish & Seafood Safe	Vario Temp	Smart Device Box	★		

Capacity	Total capacity cu.ft. (l)	33.6 (952)
	Refrigerator comp. cu.ft. (l)	19.4 (548)
	BioFresh comp. cu. ft. (l)	4.5 (127)
	Freezer Compartment	9.8 (277)
	Ice cube output lbs. (kg)/24h	2.6 (1.2)
	Ice cube stock lbs. (kg)	11.9 (5.4)
	Door hinges	left reversible / right reversible
Product dimensions	in inch H/W/D	79 3/8 59 1/4 26 5/8
	in cm H/W/D	202 150 67.6
	Net weight lbs. (kg)	459.4 (212.9)
Cut out dimensions	in inch H/W/D	80 / 60 / 24
	in cm H/W/D	203.2 / 152.4 / 60.9
Power supply	Voltage V/Hz	115 / 60
Left appliance: SC7751	Sound rating dB(A) **	35
	Energy consumption in 365 days kWh	354
	Estimated Yearly Energy Cost in US \$*	50
Right appliance: SCB7760IM	Sound rating dB(A) **	35
	Energy consumption in 365 days kWh	455
	Estimated Yearly Energy Cost in US \$*	65
Ventilation requirements for installation per unit Included with cut-out dimensions	200 cm ² / 31 in ²	200 cm ² / 31 in ²
Optional accessories (from pages 106-109)	3.4, 3.9	



*Estimated energy costs will depend on utility rates and use. Estimated energy costs are based on a national average electricity cost of 14 cents per kWh. **Noise level - sound power re 1pW - according to EN 60704-3.



SC7541IM & SC7520 Plus Combination

SmartSteel - STAINLESS STEEL DOOR

The 60" Side-by-Side Combination SC7541IM is the ultimate in function, storage and design. Energy efficient and a testament to high-quality German engineering, it offers super silent operation, outstanding ceiling light, variable-speed compressor technology and a SmartSteel stainless-steel finish.

The SC7541IM model's automatic IceMaker with a fixed water connection produces perfect square shape ice cubes, keeping a constant supply on hand for every occasion. Liebherr's DuoCooling system, with individual variable speed

compressors, provides superior performance and efficiency, as well as advanced food preservation.

The dual refrigeration system creates optimal conditions in both the refrigerator and freezer compartments, which lengthens the shelf life of foods for a healthier lifestyle. Individual silent cooling systems ensure accurate temperature and humidity controls so that your fresh foods never dry out. Capability to achieve 69" or 71.5" height with accessory.



SC7541IM & SC7520 Plus ← 60" → 66"

Capacity	Total capacity cu.ft. (l)	25.6 (725)
	Refrigerator comp. cu.ft. (l)	15.8 (448)
	Freezer comp. cu.ft. (l)	9.8 (277)
	Ice cube output lbs. (kg)/24h	2.6
	Ice cube stock lbs. (kg)	11.9
	Door hinges	left reversible / right reversible
Product dimensions	in inch H/W/D	63 3/16 59 1/14 26 5/8
	in cm H/W/D	168 / 150.5 / 63
	Net weight lbs. (kg)	414.4 (188)
Cut out dimensions	in inch H/W/D	66 / 60 / 24
	in cm H/W/D	-
Power supply	Voltage V/Hz	115 / 60
Left appliance: SC7541IM	Sound rating dB(A) **	36
	Energy consumption in 365 days kWh	386
	Estimated Yearly Energy Cost in US \$*	54
Right appliance: SC7520	Sound rating dB(A) **	36
	Energy consumption in 365 days kWh	386
	Estimated Yearly Energy Cost in US \$*	384
Ventilation requirements for installation per unit Included with cut-out dimensions	200 cm ² / 31 in ²	200 cm ² / 31 in ²
Optional accessories (from pages 106-109)	3.4, 3.9, 3.10	



*Estimated energy costs will depend on utility rates and use. Estimated energy costs are based on a national average electricity cost of 14 cents per kWh. **Noise level - sound power re 1pW - according to EN 60704-3.



SC5781 & SCB5790IM Peak Combination

SmartSteel - STAINLESS STEEL DOOR

The SC5781 & SCB5790IM 48" Side-by-Side Combination offers unparalleled functionality, expansive storage capacity, and a stunning design, making it the epitome of excellence in kitchen appliances. With its spacious design and sleek stainless-steel exterior and interior, this combination adds a touch of sophistication to any home. One notable feature of the Side-by-Side combination is its generous storage capacity, including 5 different temperature zones for more flexibility and organization. Additionally, both freezer compartments feature VarioTemp, giving an extra flexible range of temperatures from freezer to cellar compartment at 57°F. The refrigerator compartments offer customizable shelving and door storage options, allowing you to organize your groceries conveniently. Meanwhile, the freezer compartments include multiple drawers making it easy to find and access frozen items without any hassle.

In terms of technology, the side-by-side combination excels with its advanced features. It incorporates Liebherr's innovative BioFresh Professional with HydroBreeze technology, which gives food that extra boost for longer shelf life by sending a cold mist combined with a temperature in the safe of just over 32* F (0* C). Additionally with Fish&Seafood technology, offers 28F setting for its ideal storage temperature. The side-by-side combination also boasts energy-efficient operation, ensuring lower energy consumption and reduced utility bills. With its blend of style, practicality, and cutting-edge technology, this side-by-side refrigerator from Liebherr is a reliable choice for those seeking a high-quality appliance to enhance their kitchen experience.

Capability to achieve 84" height with accessory header grill 9900368.



SC5781 +SCB5790IM Peak

← 48" → 80"



Capacity	Total capacity cu.ft. (l)	25.5 (723)
	Refrigerator comp. cu.ft. (l)	14.7 (419)
	BioFresh comp. cu.ft. (l)	3.4 (96)
	NoFrost Freezer comp. cu.ft. (l)	7.4 (208)
	Ice cube output lbs. (kg)/24h	2.6 (1.2)
	Ice cube stock lbs. (kg)	11.9 (5.4)
	Door hinges	left, reversible / right, reversible
Product dimensions	in inch H/W/D	79 5/16 / 47 3/8 / 26 9/16
	in cm H/W/D	201.5 / 120.4 / 67.5
	Net weight lbs. (kg)	354 (160)
Cut out dimensions	in inch H/W/D	80" / 48" / 24
	in cm H/W/D	203.2 / 121.9 / 60.9
Power supply	Voltage V/Hz	115 / 60
Left appliance: SCB5781	Sound rating dB(A) **	33
	Energy consumption in 365 days kWh	300
	Estimated Yearly Energy Cost in US \$*	42
Right appliance: SCB5790IM	Sound rating dB(A) **	33
	Energy consumption in 365 days kWh	370
	Estimated Yearly Energy Cost in US \$*	52
Ventilation requirements for installation per unit Included with cut-out dimensions	200 cm ² / 31 in ²	
Optional accessories (from pages 106-109)	1.1, 3.4, 3.6	



Individual appliances are ENERGY STAR rated

*Estimated energy costs will depend on utility rates and use. Estimated energy costs are based on a national average electricity cost of 14 cents per kWh.

**Noise level - sound power re 1pW - according to EN 60704-3.

SF5291 and SRB5290 Peak Combination

SmartSteel - STAINLESS STEEL DOOR

The Liebherr SF5291 and SRB5290 are exceptional side-by-side refrigerators that offer a range of advanced features to enhance food preservation and convenience. One of the standout features is PowerCooling technology, which ensures a uniform distribution of cold air throughout the refrigerator compartment. This technology helps maintain a consistent temperature, keeping your food fresher for longer by preventing temperature fluctuations that could lead to spoilage. Whether you're storing fresh produce, meats, or dairy, the PowerCooling feature guarantees optimal conditions for your groceries.

Another impressive feature found in SRB5290 is HydroBreeze. This innovative technology maintains an ideal humidity level in the fruit and vegetable compartments, creating an environment that prolongs the life of your produce. With adjustable humidity controls, you can customize the

conditions based on the types of fruits and vegetables you're storing, ensuring they remain crisp and full of flavor for an extended period. This feature not only reduces food waste but also lets you enjoy garden-fresh ingredients in your meals for longer periods.

Another remarkable feature is its InfinitySpring water dispenser. This advanced system provides an endless supply of filtered and chilled water, right at your fingertips. With a simple touch, you can enjoy refreshing and pure water, without the hassle of constantly buying and storing bottled water.

In addition to SuperFrost and telescopic rails, the all freezer SF5291 boasts an impressive IceTower. The IceTower provides constant supply of fresh ice cubes thanks to its impressive storage capacity.



SF5291 and SRB5290 ← 48" → 73"



Capacity	Total capacity cu.ft. (l)	23.5 (665)
	Refrigerator comp. cu.ft. (l)	13.7 (387)
	Freezer comp. cu.ft. (l)	9.8 (278)
	Sound rating dB(A)**	35
	Ice cube output lbs. (kg)/24h	2.6 (1.2)
	Ice cube stock lbs. (kg)	17.6 (8)
	Door hinges	left reversible right, reversible
Product dimensions	in inch H/W/D	73 1/16" / 47 3/8" / 26 9/16"
	in cm H/W/D	185.5 / 120.4 / 67.5
	Net weight lbs. (kg)	349 (158)
Cut out dimensions	in inch H/W/D	74" / 48" / 24"
	in cm H/W/D	188 / 121.9 / 60.9
Power supply	Voltage V/Hz	115 / 60
	Ventilation requirements for installation per unit (included in cut-out dimension)	200 cm ² / 31 in ²
Left appliance: SF5291	Sound rating dB(A)**	35
	Energy consumption in 365 days kWh	49
	Estimated Yearly Energy Cost in US \$*	350
Right appliance: SRB5290	Sound rating dB(A)**	34
	Energy consumption in 365 days kWh	200
	Estimated Yearly Energy Cost in US \$*	28
Optional accessories (from pages 106-109)	1.1, 3.4, 3.9	

*Estimated energy costs will depend on utility rates and use. Estimated energy costs are based on a national average electricity cost of 14 cents per kWh.
**Noise level - sound power re 1pW - according to EN 60704-3.

Fully Integrated Appliances and Pantries



IRBP5170

Fully Integrated



LightTower:

Enjoy an optimally illuminated interior: the LightTower shows off the food in its best light and is positioned so that all of your filled fridge is illuminated at all times. The flush mounting of the LightTower in the side walls means there is also more space for your food.



EasyFresh:

The guarantee of market freshness in your home. Whether it's unpackaged vegetables or fruit, EasyFresh ensures that your food is preserved for a longer period of time.



Freezer drawers:

Double freezer drawers mounted on telescopic rails offer plenty of storage space. A self-closing system for both drawers ensures easy and convenient handling. The freezer drawers are perfectly illuminated by LED lights.



IceMaker:

Liebherr's automatic IceMaker produces square shape ice cubes and keeps a constant supply on hand for every occasion.



Gallon door storage:

Liebherr refrigerators are designed to fit more cubic feet into your everyday life. The durable, yet elegant, GlassLine door racks easily hold a gallon of milk or juice on hand.



SuperSilent:

All refrigeration components such as compressors, valves, fans and evaporators are optimised and perfectly adapted to one another. This means you only hear what you want to hear in your kitchen.

HCB 2092G PremiumPlus

PANEL READY

The HCB 2092G offers elegant gray interior French door styling, with self-closing double freezer drawers, available in 36" design for custom kitchens. Choose from the fully integrated HCB 2092G concealed behind custom cabinetry, or the professional aesthetics of stainless steel panels. Standard accessories for this series are available for adapting to 80" or 84" high installation requirements. Smart interior design features include a stainless steel back wall which enhances the beauty of the fresh food compartment, and fully extendable SoftTelescopic freezer drawers which provide reliable self-retraction and soft closing. The HCB 2092G includes BioFresh technology, which helps foods retain their healthy vitamins, aromas and appetizing appearance for significantly longer than in conventional refrigerators. The automatic IceMaker with a fixed water

connection produces square shape ice cubes, which can be taken from freezer-to-table thanks to the removable ice bin.

Liebherr's DuoCooling system, with individual variable speed compressors, provides superior performance and efficiency, as well as advanced food preservation. The dual refrigeration system creates optimal conditions in both the refrigerator and freezer compartments, which lengthens the shelf life of foods for a healthier lifestyle. Individual silent cooling systems ensure accurate temperature and humidity controls so that your fresh foods last longer.

Liebherr-designed stainless steel panels are available for 80" or 84" height installation.



HCB 2092G PremiumPlus ← 36" → 80"-84"



Capacity	Total capacity cu.ft. (l)	18.9 (535)
	Refrigerator comp. cu.ft. (l)	12.9 (365)
	BioFresh comp. cu.ft. (l)	2.4 (69)
	NoFrost Freezer comp. cu.ft. (l)	6.0 (170)
	Sound rating dB(A)**	43
	Ice cube output lbs. (kg)/24h	3.1 (1.4)
	Ice cube stock lbs. (kg)	6 (2.7)
	Door hinges	left / right
Product dimensions	in inch H/W/D	79 13/16" / 35 7/8" / 24 1/16"
	in cm H/W/D	202.7 / 91 / 61.5
	Net weight lbs. (kg)	359.3 (163)
Cut out dimensions	in inch H/W/D	80"-81 5/8" / 36 1/16" / 25"
	in cm H/W/D	203.2-207.2/91.5/63.5
Power supply	Voltage V/Hz	115 / 60
Energy consumption	in 365 days kWh	580
	Estimated Yearly Energy Cost in US \$*	81
Optional accessories (from pages 106-109)	1.2, 2.1, 2.2, 4.3, 4.4, 4.5	
Included with product	90 degree door stops	



*Estimated energy costs will depend on utility rates and use. Estimated energy costs are based on a national average electricity cost of 14 cents per kWh.
**Noise level - sound power re 1pW - according to EN 60704-3.

HCB 2090G PremiumPlus

PANEL READY

Show off the materials and design of your custom kitchen to the fullest with the stylish fully integrated refrigerator-freezer HCB 2090G. Outstanding LED lighting can be found on the ceiling and refrigerator side walls, which highlights the beautiful grey interior. Other smart interior design features include a stainless steel back wall which enhances the beauty of the fresh food compartment, and fully extendable SoftTelescopic freezer drawers which provide reliable self-retraction and soft closing. The automatic IceMaker with a fixed water connection produces square shape ice cubes, which can be taken from freezer-to-table thanks to the removable ice bin.

Liebherr's BioFresh technology helps foods retain their healthy vitamins, aromas and appetizing appearance for significantly longer than in conventional refrigerators. Each BioFresh drawer can be adjusted individually, and provides ideal humidity for versatile storage solutions. The smart DuoCooling system, with individual variable speed compressors, ensures that there is no air exchange between the refrigerator and freezer compartments, guaranteeing that food lasts longer, and that the freezer is always ice-free.

Liebherr-designed stainless steel panels are available for 80" or 84" height installation.



HCB 2090G PremiumPlus ← 36" → 80"-84"



Capacity	Total capacity cu.ft. (l)	18.9 (535)
	Refrigerator comp. cu.ft. (l)	12.9 (365)
	BioFresh comp. cu.ft. (l)	2.4 (69)
	NoFrost Freezer comp. cu.ft. (l)	6.0 (170)
	Sound rating dB(A)**	43
	Ice cube output lbs. (kg)/24h	3.1 (1.4)
	Ice cube stock lbs. (kg)	6 (2.7)
	Door hinges	right
Product dimensions	in inch H/W/D	79 13/16" / 35 7/8" / 24 1/16"
	in cm H/W/D	202.7 / 91 / 61.5
	Net weight lbs. (kg)	363.8 (165.0)
Cut out dimensions	in inch H/W/D	80"-81 5/8" / 36 1/16" / 25"
	in cm H/W/D	203.2-207.2/ 91.5/ 63.5
Power supply	Voltage V/Hz	115 / 60
Energy consumption	in 365 days kWh	580
	Estimated Yearly Energy Cost in US \$*	81
This model is also available with	left hinge as HCB 2091G	
Optional accessories (from pages 106-109)	1.2, 2.1, 3.2, 3.4, 4.3, 4.4, 4.5	



*Estimated energy costs will depend on utility rates and use. Estimated energy costs are based on a national average electricity cost of 14 cents per kWh.
**Noise level - sound power re 1pW - according to EN 60704-3.

HC 2092G PremiumPlus

PANEL READY

The HC 2092G offers elegant French door styling, with self-closing double freezer drawers, available in 36" design for custom kitchens. The new gray interior helps elevate your kitchen's features. Choose from the fully integrated HC 2092G concealed behind custom cabinetry or the professional aesthetics of stainless steel panels. Standard accessories for this series are available for adapting to 80" or 84" high installation requirements. The automatic IceMaker with a fixed water connection produces square shape ice cubes, keeping a constant supply on hand for every occasion.

Liebherr's DuoCooling system, with individual variable speed compressors, provides superior performance and efficiency, as well as advanced food preservation. The dual refrigeration system creates optimal conditions in both the refrigerator and freezer compartments, which lengthens the shelf life of foods for a healthier lifestyle. Individual silent cooling systems ensure accurate temperature and humidity controls so that your fresh foods last longer.

Liebherr-designed stainless steel panels are available for 80" or 84" height installation.



HC 2092G PremiumPlus ← 36" → 80"-84"



Capacity	Total capacity cu.ft. (l)	19.5 (552)
	Refrigerator comp. cu.ft. (l)	13.5 (382)
	NoFrost Freezer comp. cu.ft. (l)	6.0 (170)
	Sound rating dB(A)**	44
	Ice cube output lbs. (kg)/24h	3.1 (1.4)
	Ice cube stock lbs. (kg)	6 (2.7)
	Door hinges	left / right
Product dimensions	in inch H/W/D	79 13/16" / 35 7/8" / 24 1/16"
	in cm H/W/D	202.7 / 91 / 61.5
	Net weight lbs. (kg)	368.2 (167.0)
Cut out dimensions	in inch H/W/D	80"-81 5/8" / 36" / 25"
	in cm H/W/D	203.2-207.2 / 91.5 / 63.5
Power supply	Voltage V/Hz	115 / 60
Energy consumption	in 365 days kWh	580
	Estimated Yearly Energy Cost in US \$*	81
Optional accessories (from pages 106-109)	1.2, 2.1, 4.3, 4.4, 4.5	
Included with product	90 degree door stop	

*Estimated energy costs will depend on utility rates and use. Estimated energy costs are based on a national average electricity cost of 14 cents per kWh.
 **Noise level - sound power re 1pW - according to EN 60704-3.



HC 2090G PremiumPlus

PANEL READY

The 36" HC 2090G refrigerator-freezer with a single refrigerator door and self-closing double freezer drawers, fulfills both your design and storage needs. Outstanding LED lighting can be found on the ceiling and refrigerator side walls, which double as shelf support, as well as inside the freezer drawers. The fully extendable freezer drawers are designed with SoftTelescopic, which provides reliable self-retraction and soft closing. The automatic IceMaker with a fixed water connection produces square shape ice cubes, keeping a constant supply on hand for every occasion.

Liebherr's DuoCooling system, with individual variable speed compressors, provides superior performance and efficiency, as well as advanced food preservation. The dual refrigeration system creates optimal conditions in both the refrigerator and freezer compartments, which lengthens the shelf life of foods for a healthier lifestyle. Individual silent cooling systems ensure accurate temperature and humidity controls so that your fresh foods last longer.

Liebherr-designed stainless steel panels are available for 80" or 84" height installation.



HC 2090G PremiumPlus ← 36" → 80"-84"



Capacity	Total capacity cu.ft. (l)	19.5 (552)
	Refrigerator comp. cu.ft. (l)	13.5 (382)
	NoFrost Freezer comp. cu.ft. (l)	6.0 (170)
	Sound rating dB(A)**	44
	Ice cube output lbs. (kg)/24h	3.1 (1.4)
	Ice cube stock lbs. (kg)	6 (2.7)
	Door hinges	right
Product dimensions	in inch H/W/D	79 13/16" / 35 7/8" / 24 1/16"
	in cm H/W/D	202.7 / 91 / 61
	Net weight lbs. (kg)	372.6 (169.0)
Cut out dimensions	in inch H/W/D	80"-81 5/8" / 36 1/16" / 24 5/8"
	in cm H/W/D	203.2-207.2 / 91.5 / 63.5
Power supply	Voltage V/Hz	115 / 60
Energy consumption	in 365 days kWh	580
	Estimated Yearly Energy Cost in US \$*	81
This unit is also available as	HC 2091G: with left door hinges	
Optional accessories (from pages 106-19)	1.2, 2.1, 3.2, 3.4, 4.3, 4.4, 4.5	



*Estimated energy costs will depend on utility rates and use. Estimated energy costs are based on a national average electricity cost of 14 cents per kWh.
 **Noise level - sound power re 1pW - according to EN 60704-3.

HCB 1590G PremiumPlus

PANEL READY

Hidden away behind custom cabinetry or shown off with optional Liebherr designed stainless steel panels and stunning gray interior, the stylish and sleek 30" fully integrated HCB 1590G refrigerator-freezer offers impressive performance features and design flexibility. Smart interior design features include the elegant, yet tough, space-saving GlassLine shelves, and a stainless steel back wall enhances the beauty of the fresh food compartment. The automatic IceMaker with a fixed water connection produces square shape ice cubes, which can be taken from freezer-to-table thanks to the removable ice bin. Internal Water filter - The activated carbon filter ensures pure water to produce perfectly fresh ice cubes. The precise electronic control will indicate when the filter needs to be replaced.

Liebherr's BioFresh technology helps foods retain their healthy vitamins, aromas and appetizing appearance for significantly longer than in conventional refrigerators. Each BioFresh drawer can be adjusted individually, and provides ideal humidity for versatile storage solutions. The smart DuoCooling system, with individual variable speed compressors, ensures that there is no air exchange between the refrigerator and freezer compartments, guaranteeing that food lasts longer, and that the freezer is always ice-free.

Liebherr-designed stainless steel panels are available for 80" or 84" height installation.



HCB 1590G PremiumPlus ← 36" → 80"-84" ↑ ↓



Capacity	Total capacity cu.ft. (l)	14.1 (400)
	Refrigerator comp. cu.ft. (l)	9.8 (278)
	BioFresh comp. cu.ft. (l)	2.1 (60)
	NoFrost Freezer comp. cu.ft. (l)	4.3 (122)
	Sound rating dB(A)**	42
	Ice cube output lbs. (kg)/24h	2.6 (1.2)
	Ice cube stock lbs. (kg)	6 (2.7)
	Door hinges	right
Product dimensions	in inch H/W/D	79 11/16" / 29 13/16" / 24 1/16"
	in cm H/W/D	202.7 / 91 / 61.5
	Net weight lbs. (kg)	324.1 (147)
Cut out dimensions	in inch H/W/D	80"-81 5/8" / 30" / 24 1/16"
	in cm H/W/D	203.2-207.2 / 76.2 / 63.5
Power supply	Voltage V/Hz	115 / 60
Energy consumption	in 365 days kWh	530
	Estimated Yearly Energy Cost in US \$*	74
This unit is also available as	HCB 1591G: with left door hinges	
Optional accessories (from pages 106-109)	1.2, 2.1, 2.2, 3.2, 3.3, 3.4, 4.3, 4.4, 4.5	

*Estimated energy costs will depend on utility rates and use. Estimated energy costs are based on a national average electricity cost of 14 cents per kWh.
**Noise level - sound power re 1pW - according to EN 60704-3.



HC 1580G Premium

PANEL READY

The 30" HC 1580G refrigerator-freezer blends in beautifully with any kitchen cabinetry, providing diverse design options to fit your dream kitchen. Liebherr's door-on-door technology allows for custom paneling to be affixed directly onto the appliance door, ensuring that the cabinet and refrigerator door open as one, allowing for additional design options and easy installation.

Double freezer drawers mounted on smooth telescopic rails offer more than 4 cubic feet of storage space, along with convenient handling and viewing of stored food. The automatic IceMaker with a fixed water connection produces square shape ice cubes, keeping a constant supply on hand for every occasion.

Liebherr-designed stainless steel panels are available for 80 or 84" height installation.



HC 1580G Premium ← 30" → 80"-84"



Capacity	Total capacity cu.ft. (l)	14.1 (400)
	Refrigerator comp. cu.ft. (l)	9.8 (278)
	NoFrost Freezer comp. cu.ft. (l)	4.3 (122)
	Sound rating dB(A)**	42
	Ice cube output lbs. (kg)/24h	2.6 (1.2)
	Ice cube stock lbs. (kg)	6 (2.7)
	Door hinges	right
Product dimensions	in inch H/W/D	79 11/16"/29 13/16"/24 1/16"
	in cm H/W/D	202.4 / 75.7 / 61
	Net weight lbs. (kg)	350.5 (159)
Cut out dimensions	in inch H/W/D	80"-81 5/8" / 30" / 25"
	in cm H/W/D	203.2-207.2/76.2/63.5
Power supply	Voltage V/Hz	115 / 60
Energy consumption	in 365 days kWh	530
	Estimated Yearly Energy Cost in US \$*	74
This unit is also available as	HC 1581G: with left door hinges	
	HC 1570G: with IceMaker and 50 oz internal water tank	
	HC 1571G: with IceMaker and 50 oz internal water tank; door hinges left	
Optional accessories (from pages 106-109)	1.2, 2.1, 2.2, 3.3, 3.4, 4.3, 4.4, 4.5	

*Estimated energy costs will depend on utility rates and use. Estimated energy costs are based on a national average electricity cost of 14 cents per kWh.
 **Noise level - sound power re 1pW - according to EN 60704-3.



ICB5160IM Prime

PANEL READY

The sophisticated, elegant European design of the 24" ICB5160IM refrigerator-freezer is the perfect appliance for small spaces, galley kitchens or apartment living. The ICB5160IM blends in beautifully with any kitchen cabinetry, providing diverse design options to fit your dream kitchen. Liebherr's door-on-door technology allows for custom paneling to be affixed directly onto the appliance door, ensuring that the cabinet and refrigerator door open as one, allowing for additional design options and easy installation. Liebherr's automatic IceMaker with a fixed water connection produces beautiful square shape cube ice, keeping a constant supply on hand for every occasion.

The ICB5160IM is a sleek and compact refrigerator that seamlessly fits into your cabinets while delivering a host of innovative features. With BioFresh technology, it guarantees the longevity of your food's flavors, essential vitamins, and minerals, ensuring they remain fresh for an extended period. Additionally, it also features InfinitySpring, an integrated water dispenser that provides endless supply of filtered and chilled water. Equipped with the Power Cooling feature, the refrigerator efficiently circulates cold air throughout its entire refrigeration compartment. This ensures optimal distribution of cold air, maintaining consistent temperatures and keeping your food fresh for longer periods of time.



ICB5160IM Prime



Capacity	Total capacity cu.ft. (l)	8.7 (247)
	Refrigerator comp. cu.ft. (l)	3.7
	BioFresh comp. cu.ft. (l)	2.5 (70)
	NoFrost Freezer comp. cu.ft. (l)	2.5 (70)
	Water Dispenser	
	Sound rating dB(A)**	34
	Ice cube output lbs. (kg)/24h	2.6 (1.2)
	Ice cube stock lbs. (kg)	11 (5)
Door hinges	right, reversible	
Product dimensions	in inch H/W/D	69 11/16" 21 5/16" 21 1/2"
	in cm H/W/D	177.0/54.1/54.5
	Net weight lbs. (kg)	165.3 (75)
Cut out dimensions <small>(Cut out height does not include toe kick)</small>	in inch H/W/D	69 13/16-70 7/16 22 1/16-22 1/2 21 11/16
	in cm H/W/D	177,2 - 178,8/56 - 57/55,0
Power supply	Voltage V/Hz	115 / 60
	Ventilation requirements for installation per unit	200 cm ² / 31 in ²
Energy consumption	in 365 days kWh	382
	Estimated Yearly Energy Cost in US \$*	46
Optional accessories (from pages 106-109)	1.1, 1.2, 3.3	
Included with product	Ventilation grill	



*Estimated energy costs will depend on utility rates and use. Estimated energy costs are based on a national average electricity cost of 14 cents per kWh.
**Noise level – sound power re 1pW – according to EN 60704-3.



IC5110IM Pure

PANEL READY

The 24" IC5110IM refrigerator-freezer blends in beautifully with any kitchen cabinetry, providing diverse design options to fit your dream kitchen. Liebherr's door-on-door technology allows for custom paneling to be affixed directly onto the appliance door, ensuring that the cabinet and refrigerator door open as one, allowing for additional design options and easy installation.

The refrigerator panel can be matched to cabinetry heights of 80" or up to 84" high for additional storage space over the refrigerator.

The IC5110IM includes EasyFresh, which ensures that your market freshness is also available in your home (bringing that market freshness to your home). Liebherr's automatic IceMaker with a fixed water connection produces beautiful square-shaped ice cubes, keeping a constant supply on hand for every occasion.



IC5110IM Pure

← 24" →
↑ 70" ↓



Capacity	Total capacity cu.ft. (l)	9.0
	Refrigerator comp. cu.ft. (l)	6.5
	NoFrost Freezer comp. cu.ft. (l)	2.5
	Sound rating dB(A)**	34
	Ice cube output lbs. (kg)/24h	2.6 (1.2)
	Ice cube stock lbs. (kg)	11 (5)
	Door hinges	right, reversible
Product dimensions	in inch H/W/D	69 11/16 21 5/16 21 1/2
	in cm H/W/D	177.0/54.1/54.5
	Net weight lbs. (kg)	145.50 (66)
	Cut out dimensions	in inch H/W/D
(Cut out height does not include toe kick)	in cm H/W/D	177,2 - 178,8/56 - 57/55,0
Power supply	Voltage V/Hz	115 / 60
	Ventilation requirements for installation per unit	200 cm ² / 31 in ²
Energy consumption	in 365 days kWh	475
	Estimated Yearly Energy Cost in US \$*	57
This unit is also available as	IC5100PC: without IceMaker	
Optional accessories (from pages 106-109)	1.1, 3.3, 6.1	
Included with product	Ventilation grill	



*Estimated energy costs will depend on utility rates and use. Estimated energy costs are based on a national average electricity cost of 14 cents per kWh.
**Noise level - sound power re 1pW - according to EN 60704-3.

IRBP5170 Peak

PANEL READY

The Liebherr IRBP5170 is a cutting-edge refrigerator that combines modern design with innovative features. One of its standout elements is the OpenStage drawers, which offer convenient and organized storage solutions. These drawers are strategically placed within the refrigerator, allowing easy access to all the products in your fridge. With transparent fronts and adjustable dividers, users can quickly locate and retrieve their desired items, all while maintaining optimal freshness.

The OpenStage drawers not only enhance the overall functionality of the refrigerator but also add a touch of elegance to its interior, making it a perfect choice for those who prioritize both style and practicality. In addition to the OpenStage drawers, the Liebherr IRBP5170 is equipped with BioFresh technology, a smart device box, further elevating its technological prowess.



IRBP5170 Peak

← 24" → 70"



Capacity	Total capacity cu.ft. (l)	10.5 (296)
	Refrigerator comp. cu.ft. (l)	7.0 (198)
	BioFresh Compartment cu.ft. (l)	3.5 (98)
	Sound rating dB(A)**	34
	Ice cube output lbs. (kg)/24h	-
	Ice cube stock lbs. (kg)	-
	Door hinges	right, reversible
Product dimensions	in inch H/W/D	69 11/16" + 11/16" / 22 1/16 / 21 7/16
	in cm H/W/D	177.2-178.88 / 56 - 57.8 / 55
	Net weight lbs. (kg)	161.2 (73.1)
Cut out dimensions	in inch H/W/D	69 13/16-70 7/16 22 1/16-22 1/2 21 11/16
	in cm H/W/D	177.2 - 178.8 / 56 - 57 / 55.0
Power supply	Voltage V/Hz	115 / 60
	Ventilation requirements for installation per unit (included in cut-out dimension)	200 cm ² / 31 in ²
Energy consumption	in 365 days kWh	278
	Estimated Yearly Energy Cost in US \$*	39
Optional accessories (from pages 106-109)	1.1, 4.1	
Included with product	Ventilation grill	



*Estimated energy costs will depend on utility rates and use. Estimated energy costs are based on a national average electricity cost of 14 cents per kWh.
**Noise level - sound power re 1pW - according to EN 60704-3.

SIF5181 and IRB5160

PANEL READY

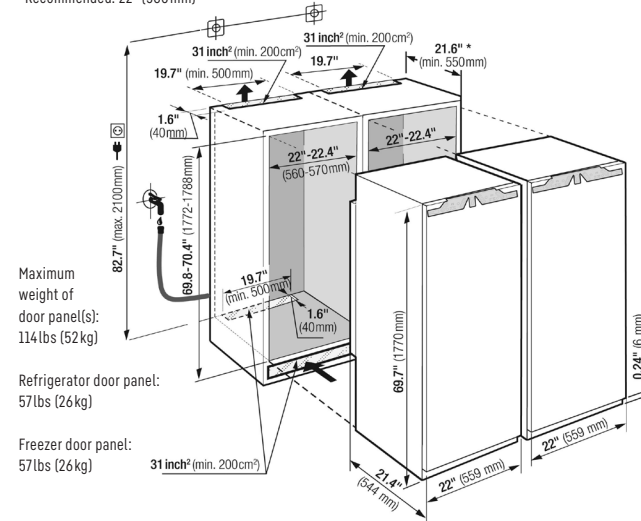
Liebherr's 48" Side-by-Side combination, made of the 24" IRB5160 fully integrated refrigerator with BioFresh and the 24" SIF5181 fully integrated freezer with IceMaker, is the perfect combination for any kitchen. Elevate the visual appeal of your stored food items with the LightTower feature of this side-by-side unit. This innovative technology ensures that your refrigerator is always brightly illuminated, allowing your food to appear more vibrant and visually enticing, even when your fridge is fully stocked.

The refrigerator features InfinitySpring, this integrated water dispenser provides endless supply of filtered and chilled water.

Stay prepared for any occasion with the IceTower feature of the freezer, providing you with the finest quality ice cubes whenever you need them. Enjoy all of these remarkable features in a tranquil environment, thanks to the Super Silent feature. This feature ensures minimal noise by utilizing a virtually silent, speed-controlled compressor with exceptional sound-absorbing properties.

Unit Dimensions

Cabinetry panels attach directly onto the appliance door(s) (door-on-door technology). No cabinet hinges are required.
*Recommended: 22" (560mm)



SIF5181 & IRB5160

← 48" → ↑ 70" ↓



SIF5181			IRB5160		
Capacity	Total capacity cu.ft. (l)	7.5 (213)	Capacity	Total capacity cu.ft. (l)	10.5 (296)
	Refrigerator comp. cu.ft. (l)	-		Refrigerator comp. cu.ft. (l)	7.0 (198)
	NoFrost Freezer comp. cu.ft. (l)	7.5 (213)		BioFresh compartment cu.ft. (l)	3.5 (98)
	Sound rating dB(A)**	35		Sound rating dB(A)**	33
	Ice cube output lbs. (kg)/24h	2.6 (1.2)		Internal Water Dispenser	Yes
	Ice cube stock lbs. (kg)	12.6 (5.7)		Door hinges	right, reversible
	Door hinges	left, reversible			
Product dimensions	in inch H/W/D	69 11/16"+11/16" / 22 1/16" / 21 7/16"	Product dimensions	in inch H/W/D	69 11/16"+11/16" / 22 1/16" / 21 7/16"
	in cm H/W/D	177+1.6 / 55.9 / 54.4		in cm H/W/D	177+1.6 / 55.9 / 54.4
	Net weight lbs. (kg)	166.2 (75.4)		Net weight lbs. (kg)	161.2 (73.1)
Cut out dimensions	in inch H/W/D	69 13/16"-70 7/16" / 22 1/16"-22 13/16" / 21 11/16"	Cut out dimensions	in inch H/W/D	69 13/16"-70 7/16" / 22 1/16"-22 13/16" / 21 11/16"
	in cm H/W/D	177.2-178.8 / 56-57.8 / 55		in cm H/W/D	177.2-178.8 / 56-57.8 / 55
Power supply	Voltage V/Hz	115 / 60	Power supply	Voltage V/Hz	115 / 60
Energy consumption	in 365 days kWh	350	Energy consumption	in 365 days kWh	280
	Estimated Yearly Energy Cost in US \$*	49		Estimated Yearly Energy Cost in US \$*	39
Optional accessories (from pages 106-109)	3.3, 4.1		Optional accessories (from pages 106-109)	1.1, 1.2, 4.1, 3.3	
Included with product	Ventilation grill (lower)		Included with product	Ventilation grill (lower)	



Ventilation Requirements for installation per unit: 200 cm²/31 in²
Individual appliances are ENERGY STAR rated
*Estimated energy costs will depend on utility rates and use. Estimated energy costs are based on a national average electricity cost of 12 cents per kWh.
**Noise level - sound power re 1pW - according to EN 60704-3.

Undercounter Appliances



SoftTelescopic:

Food can be stored securely within reach thanks to fully extendable pull-out drawers. The SoftTelescopic system provides convenient and reliable self-retraction with soft closing.




Glass pull-out shelves:

Food is stored safely and easily accessible on the fully extendable pull-out glass shelves. The glass pull-out shelves made of safety glass are sturdy and easy to clean as well as being adjustable by means of practical rail dividers.



Ventilation:

Liebherr's undercounter appliances are available for integrated use or for fitting with décor panels. Ventilation occurs through the base plinth, so a ventilation grille is not required on top of the appliance.



ADA Compliant:

Liebherr's undercounter appliances are ADA compliant, designed to fit undercounter heights between 32" and 34".



LiftUp-Box:

The LiftUp-Box allows you to fully utilize the storage space below the pull-out drawer. It is ergonomically attached, easy to take out and can hold up to 8.8 lbs. (4 kg). When pulled out, the LiftUp-Box pushes up out of the base recess, allowing the food to be removed easily.



SoftSystem:

This feature provides added safety and convenience. Integrated on the door, the SoftSystem cushions movement when the door is closed. This SoftSystem ensures that the door closes gently even when fully loaded inside. The door automatically closes from an angle of approximately 30°.

UPR 513 Premium

PANEL READY

The UPR 513 has both the designer and the user in mind, offering convenient features and design flexibility to fit any home. The universally designed, pull-out undercounter refrigerator can be adjusted in height to match that of the counter space, providing an optimal fit for countertops as low as 32" high. Like all Liebherr integrated appliances, the UPR 513 uses door-on-door technology, allowing custom panels to be affixed directly onto the appliance door, ensuring seamless integration within your custom design, as well as easy installation.

The UPR 513 includes a variety of flexible storage features to fit your specific needs. The door bin can be used to store tall

beverages, or can be adjusted for larger gallon storage. Items stored in the bottom bin are automatically raised upon door opening thanks to the LiftUp-Box system, bringing your foods within reach. The UPR 513's fully extendable Soft-Telescopic drawers provide reliable self-retraction and soft closing, while the elegant, yet tough, space saving GlassLine shelves are both scratch-resistant and easy to clean.

Noise is kept to a minimum thanks to virtually silent, speed controlled, and specially-absorbed compressors along with a low noise cooling circuit, ensuring exact performance, energy efficiency and SuperQuiet operation.



UPR 513 Premium



Capacity	Total capacity cu.ft. (l)	4.4 (124)
	Refrigerator comp. cu.ft. (l)	4.4 (124)
	Temperature range °F (°C)	+36 to +48 (+2 to +9)
	Sound rating dB(A)**	37
	Door hinges	pull-out
Product dimensions	in inch H/W/D	32 5/16"-34 11/16" / 23 9/16" / 21 11/16"
	in cm H/W/D	82-88 / 59.7 / 55
	Net weight lbs. (kg)	96.3 (43.7)
Cut out dimensions	in inch H/W/D	32 5/16"-34 11/16" / 23 5/8" / 21 11/16"
	in cm H/W/D	82-88 / 60 / 55
Power supply	Voltage V/Hz	115 / 60
Energy consumption	in 365 days kWh	205
	Estimated Yearly Energy Cost in US \$*	29
Optional accessories (from pages 106-109)	2.1, 2.2, 4.7	



*Estimated energy costs will depend on utility rates and use. Estimated energy costs are based on a national average electricity cost of 14 cents per kWh.
 **Noise level - sound power re 1pW - according to EN 60704-3.



UR 500 Premium

PANEL READY

The UR 500, a compact 24" appliance, has been thoughtfully designed to cater to the needs of both designers and users. It offers a range of convenient features and flexible design options that seamlessly adapt to any room, be it in a home or a business environment.

As a true undercounter refrigerator, the UR 500 offers the perfect solution for storing your favorite foods in any room, whether it be a part of the kitchen island, in an office, or in the home theater. The UR 500 includes a variety of flexible storage features, like a large removable VarioBox that can be taken from fridge-to-table, a multi-use drawer, and an additional storage bin at the bottom of the refrigerator.

The UR 500 includes convenient door racks, even for larger gallon-sized items. Doors close automatically and gently thanks to our SoftSystem technology which eliminates slamming, even when shelves are fully loaded.

The UR 500 can be installed in a Side-by-Side combination alongside other undercounter refrigerators, freezers, beverage centers or wine cabinets as part of a central food and beverage hub. Noise is kept to a minimum thanks to virtually silent, speed-controlled and specially-absorbed compressors along with a low noise cooling circuit, ensuring exact performance, energy efficiency and SuperQuiet operation.



UR 500 Premium



Capacity	Total capacity cu.ft. (l)	4.8 (136)
	Refrigerator comp. cu.ft. (l)	4.8 (136)
	Temperature range °F (°C)	+36 to +48 (+2 to +9)
	Sound rating dB(A)**	37
	Door hinges	right, reversible
Product dimensions	in inch H/W/D	32 5/16"-34 11/16" / 23 9/16" / 21 11/16"
	in cm H/W/D	82-88 / 59.7 / 55
	Net weight lbs. (kg)	84.2 (38.2)
Cut out dimensions	in inch H/W/D	32 5/16"-34 11/16" / 23 5/8" / 21 11/16"
	in cm H/W/D	82-88 / 60 / 55
Power supply	Voltage V/Hz	115 / 60
Energy consumption	in 365 days kWh	208
	Estimated Yearly Energy Cost in US \$*	29
Optional accessories (from pages 106-109)	2.1, 2.2, 4.6	



*Estimated energy costs will depend on utility rates and use. Estimated energy costs are based on a national average electricity cost of 14 cents per kWh.
**Noise level - sound power re 1pW - according to EN 60704-3.



UF 501 Premium

PANEL READY

The UF 501 is meticulously crafted with both the designer and the user in mind, providing a seamless blend of convenient features and versatile design options that effortlessly complement any space, be it a residential or commercial setting. The universally designed, single-door freezer can be adjusted in height to match that of the counter space, providing an optimal fit for countertops up to 34" high. Like all Liebherr integrated appliances, the UF 501 uses door-on-door technology, allowing custom panels to be affixed directly onto the appliance door, ensuring seamless integration within your custom design, as well as easy installation. As a true undercounter freezer, the UF 501 offers the perfect solution for storing your favorite frozen foods in any room, whether it be in the kitchen island, bar or game room. This 24" freezer includes three transparent and fully removable FrostSafe drawers on rollers to best organize

frozen foods. As the FrostSafe drawers are fully enclosed, the continuously circulating cold air does not escape when the door is opened, enhancing the freezer's energy efficiency. Doors also close gently and without slamming thanks to Liebherr's SoftSystem technology. The UF 501 also includes a hidden compartment at the bottom of the freezer for additional storage.

The UF 501 can be installed in a Side-by-Side combination alongside other undercounter refrigerators, freezers, beverage centers or wine cabinets as part of a central food and beverage hub. Noise is kept to a minimum thanks to virtually silent, speed-controlled and specially absorbed compressors along with a low noise cooling circuit, ensuring exact performance, energy efficiency and SuperQuiet operation.



UF 501 Premium



Capacity	Total capacity cu.ft. (l)	2.8 (79)
	NoFrost Freezer comp. cu.ft. (l)	2.8 (79)
	Temperature range °F (°C)	+7 to +18 (+14 to +28)
	Sound rating dB(A)**	38
	Door hinges	left, reversible
Product dimensions	in inch H/W/D	32 5/16"-34 11/16" / 23 9/16" / 21 11/16"
	in cm H/W/D	82-88 / 59.7 / 55
	Net weight lbs. (kg)	88.0 (39.9)
Cut out dimensions	in inch H/W/D	32 5/16"-34 11/16" / 23 5/8" / 21 11/16"
	in cm H/W/D	82-88 / 60 / 55
Power supply	Voltage V/Hz	115 / 60
Energy consumption	in 365 days kWh	302
	Estimated Yearly Energy Cost in US \$*	42
Optional accessories (from pages 106-109)	2.1, 2.2, 4.6	



**Noise level - sound power re 1pW - according to EN 60704-3.



RU 510 GrandCru

STAINLESS STEEL FRAMED GLASS DOOR

Liebherr's sleek RU 510 24" beverage/wine center stores a variety of drinks to perfection, while keeping them close at hand in any kitchen, bar or entertainment area. Whether you're entertaining a large group, or having a quiet family night at home, the RU 510 offers amazing capacity and superior storage, with a sophisticated design that blends beautifully with any decor.

The RU 510 features a glass door for a clear view of stored beverages, and an elegant stainless steel frame that can also

accommodate a custom panel if desired. The appliance offers a variety of storage flexibility options thanks to the glass shelves with stainless steel trim, a convenient split shelf for storing taller items and a pull-out metal rack. The electronic control system is situated at the top of the interior and is visible through the glass door, allowing for temperature settings between 36°F to 68°F.



RU 510 GrandCru

← 24" → 32-34"



Capacity	Total capacity cu.ft. (l)	3.8 (108)
	Wine comp. cu.ft. (l)	3.8 (108)
	Total cans storage capacity (0.33 l)	114
	Temperature range °F (°C)	+36 to +68 (+2 to +20)
	Sound rating dB(A)**	30
	Door hinges	right, reversible
Product dimensions	in inch H/W/D	32 1/4" / 23 9/16" / 22 3/4"
	in cm H/W/D	81.8 / 59.7 / 57.7
	Net weight lbs. (kg)	103.6 (47.0)
Cut out dimensions	in inch H/W/D	32 5/16"-34 5/16" / 23 5/8" / 21 11/16"
	in cm H/W/D	82-87 / 60 / 55
Power supply	Voltage V/Hz	115 / 60
Optional accessories (from pages 106-109)	3.1, 3.4	
Included with product	SS adjustable (4-6" H) toe kick, top filler angle mount bracket	

**Noise level - sound power re 1pW - according to EN 60704-3.



Wine Cabinets



LED Lighting:

All Liebherr wine cabinets are equipped with innovative LED lighting, which can be dimmed for a pleasing ambient light inside the wine cabinet, while emitting less heat, optimal for long-term illumination.



Presentation Shelf:

The practical shelf of the Vinidor models fulfills both bottle storage and presentation functions. The bottles can be stored horizontally at the rear.



Activated Charcoal Filter:

During prolonged storage, wines can be adversely affected by environmental odors. Optimum air quality is guaranteed in Liebherr wine cabinets thanks to the easy-to-replace activated charcoal filter, which purifies incoming air.



Telescopic shelves:

Wines are easily accessible for viewing and selection via the handcrafted beechwood shelves which are mounted on telescopic rails.



Electronic LCD Display:

Touch electronic control systems allow the temperature to be set to the exact desired degree, easily and accurately, thanks to the electronic LCD display.



Compressors:

Even slight vibrations can disturb the wine maturing process and prevent the tannins from settling. Specially developed, exceptionally low-vibration compressors are included in all Liebherr wine cabinets, ensuring that wine is optimally stored.

Wine models are intended for storing wine exclusively. Maximum indicated bottle capacity is based on Bordeaux bottles (0.75 l). Features shown are model dependent. Product features may vary.

HW 8000 Vinidor

PANEL READY

The fully integrated HW 8000 multi-temperature wine cabinet is sure to complement any kitchen, bar or living room design. The temperature in each of the two sophisticated temperature zones can be set between 41°F and 68°F, ensuring optimal storage conditions suitable for storing reds, whites and champagnes. The HW 8000 provides storage flexibility for up to 80 Bordeaux bottles thanks to its natural odorless beech wood shelving and ten storage areas at varying heights, ideal for grouping different bottles, types and sizes. A flexible clip-on labelling system ensures a clear overview of your wine collection. Alternatively, you can display your wines on the high-quality presentation shelf.

The HW 8000 can be fully integrated to match your unique design, matching cabinetry heights of up to 80" or 84", including Side-by-Side combinations for maximum wine storage. A stainless steel panel accessory kit is available for when your design calls for a stainless steel look.

The HW 8000's activated charcoal filter provides superb air quality by removing contaminating substances from the cabinet air. The insulated glass door with UV protection and LED lighting, alongside the activated charcoal filter, protect your finest wines from busy kitchen influences such as light and damaging odors.



HW 8000 Vinidor

← 21" → 70" ↑ ↓



Capacity	Total capacity cu.ft. (l)	9.0 (254)
	Wine comp. cu.ft. (l)	9.0 (254)
	Max. No. of Bordeaux btls 0.75 l	80
	Temperature range °F (°C)	+41 to +68 (+5 to +20)
	Sound rating dB(A)**	36
	Door hinges	right, reversible
Product dimensions	in inch H/W/D	69 11/16" / 21 15/16" / 21 13/16"
	in cm H/W/D	177 / 55.7 / 55.3
	Net weight lbs. (kg)	200.6 (91.0)
	Cut out dimensions	in inch H/W/D
(*Does not include toe kick)	in cm H/W/D	177.2-178 / 56-57 / 55
Power supply	Voltage V/Hz	115 / 60
Energy consumption	in 365 days kWh	155
Ventilation requirements for installation per unit		200 cm ² / 31 in ²
Optional accessories (from pages 106-109)		1.1, 2.1, 2.2, 3.7, 4.2, 5.1

* Noise level - sound power re 1pW - according to EN 60704-3.



HW 4800 Vinidor

PANEL READY

The fully integrated HW 4800 multi-temperature wine cabinet is sure to complement any kitchen, bar or living room design. The temperature in each of the two sophisticated temperature zones can be set between 41°F and 68°F, ensuring optimal storage conditions for both red and white wines. The HW 4800 provides storage flexibility for up to 48 Bordeaux bottles thanks to its beech wood shelving and six storage areas at varying heights, for the grouping of your different bottles types and sizes. A flexible clip-on labeling system ensures a clear overview of your wine collection. Alternatively, you can display your wines on the high-quality presentation shelf.

The HW 4800 can be fully integrated to match your unique design, including Side-by-Side combinations for maximum wine storage. A stainless steel panel accessory kit is also available for when your design calls for a stainless steel look.

The HW 4800's activated charcoal filter provides superb air quality by removing contaminating substances from the cabinet air. The insulated glass door with UV protection and LED lighting, alongside the activated charcoal filter, protect your finest wines from busy kitchen influences such as light and damaging odors.



HW 4800



Capacity	Total capacity cu.ft. (l)	5.6 (158)
	Wine comp. cu.ft. (l)	5.6 (158)
	Max. No. of Bordeaux btls 0.75 l	48
	Temperature range °F (°C)	+41 to +68 (+5 to +20)
	Sound rating dB(A)**	36
	Door hinges	right, reversible
Product dimensions	in inch H/W/D	48" / 21 15/16" / 21 13/16"
	in cm H/W/D	121.8 / 55.7 / 55.3
	Net weight lbs. (kg)	147.7 (67.0)
Cut out dimensions	in inch H/W/D	48 1/16" / 22 1/16" / 21 11/16"
	(Cut out height does not include toe kick) in cm H/W/D	122 / 56 / 55
Power supply	Voltage V/Hz	115 / 60
Energy consumption	in 365 days kWh	150
Ventilation requirements for installation per unit	200 cm ² / 31 in ²	
Optional accessories (from pages 106-109)	1.1, 2.1, 2.2, 3.7, 4.2, 5.1	

* Noise level - sound power re 1pW - according to EN 60704-3.



HWgb 1803 GrandCru

BLACK GLASS DOOR

The innovative and superbly designed HWgb 1803 wine cabinet is designed for today's modern kitchen. Featuring high performance technology alongside easy-to-use features, the HWgb 1803 proves that it's possible to save energy without compromising convenience and design. Employing state-of-the-art climate technology with heating and cooling circuits, alongside FreshAir activated filtration, the HWgb 1803 ensures the very best conditions for wines to quietly mature and develop their full flavor. Precision electronics, specialized compressors, and a variety of additional innovative features, make the HWgb 1803 the ideal model for optimally storing wine.

The HWgb 1803 includes TipOpen technology – the perfect solution for hands-free kitchen designs. When the black glass door is gently tapped, TipOpen technology partially opens the cabinet, facilitating further opening. If the door is not fully opened within three seconds, the door will self-close, ensuring that ideal air humidity is maintained within cabinet. When fully opened, the door opens downward like an oven.



HWgb 1803 GrandCru

← 21" → 18"



Capacity	Total capacity cu.ft. (l)	1.6 (46)
	Wine comp. cu.ft. (l)	1.6 (46)
	Max. No. of Bordeaux btls 0.75 l	18
	Temperature range °F (°C)	+41 to +68 (+5 to +20)
	Sound rating dB(A)**	36
	Door hinges	drop-down door with TipOpen technology
Product dimensions	in inch H/W/D	17 11/16" / 21 7/8" / 22 1/16"
	in cm H/W/D	44.8 / 55.5 / 55.9
	Net weight lbs. (kg)	75.0 (34.0)
Cut out dimensions	in inch H/W/D	17 3/4"-17 13/16" / 22 1/16"-22 1/2" / 21 11/16"
	in cm H/W/D	45-45.2 / 56-57 / 55
Power supply	Voltage V/Hz	115 / 60
Energy consumption	in 365 days kWh	106
Optional accessories (from pages 106-109)	1.1, 5.1	

* Noise level – sound power re 1pW – according to EN 60704-3.



WUgb 3400 Vinidor

BLACK GLASS DOOR

The under counter wine cabinet WUgb 3400 offers a number of innovative solutions for wine storage. The temperature in each of the two sophisticated temperature zones can be set between 41°F and 68°F, ensuring optimal storage conditions for reds, whites and champagnes.

The elegant black glass door, featuring TipOpen technology, offers seamless integration into handle-free kitchen cabinetry. This smart wine cabinet can hold up to 34 Bordeaux bottles and when lightly tapped, the glass door partially opens, facilitating further opening. If the door is not

fully opened within three seconds, the door will self-close, safeguarding your precious wines.

Liebherr's design uses recirculated forced air cooling and a permanent fresh air supply via an easily exchangeable activated charcoal filter. Humidity ranges between 50 and 80 percent, permitting wine to breathe as it matures and to keep corks supple. Specially developed, quiet compressors ensure that the WUgb 3400 produces the lowest vibration possible as fine wines love peace and quiet as much as anyone.



WUgb 3400 Vinidor ← 24" → 32-34"



Capacity	Total capacity cu.ft. (l)	3.3 (94)
	Wine comp. cu.ft. (l)	3.3 (94)
	Max. No. of Bordeaux btls 0.75 l	34
	Temperature range °F (°C)	+41 to +68 (+5 to +20)
	Sound rating dB(A)**	34
	Door hinges	right, reversible
Product dimensions	in inch H/W/D	32 1/4" / 23 9/16" / 22 3/4"
	in cm H/W/D	81.8 / 59.7 / 57.7
	Net weight lbs. (kg)	108.0 (49.0)
Cut out dimensions	in inch H/W/D	32 5/16"-34 5/16" / 23 5/8" / 22 7/8"
	in cm H/W/D	82-87 / 60 / 58
Power supply	Voltage V/Hz	115 / 60
Energy consumption	in 365 days kWh	170
Optional accessories (from pages 106-109)		1.1, 3.4, 5.1



* Noise level - sound power re 1pW - according to EN 60704-3.



WU 3400 Vinidor

STAINLESS STEEL FRAMED GLASS DOOR

Temperature, humidity, vibration and light are the most important elements of wine storage. Liebherr's under counter wine cabinet WU 3400, with dual temperature zones, addresses all four of these areas with the best storage and preservation needs in mind. The temperature in each of the two sophisticated temperature zones can be set between 41°F and 68°F, making the cabinet suitable for storing reds and whites.

As a true wine storage unit, the WU 3400 includes heating capabilities to maintain accurate temperatures when the location of the appliance is colder than the desired set temperature. Temperatures will not drop below 32°F thanks to the safety thermostat, ensuring the best quality of your

wines. In addition to the constant temperature feature, ideal climates are created alongside exceptional air quality. Liebherr's design uses recirculated forced air cooling and a permanent fresh air supply via an easily exchangeable activated charcoal filter.

Humidity ranges between 50 and 80 percent, permitting wine to breathe as it matures and to keep corks supple. Specially developed, quiet compressors ensure that the cabinet produces the lowest vibration possible as fine wines love peace and quiet as much as anyone. The WU 3400 is available in stainless steel or can be designed with a custom panel using the overlay accessory kit.



WU 3400 Vinidor



Capacity	Total capacity cu.ft. (l)	3.3 (94)
	Wine comp. cu.ft. (l)	3.3 (94)
	Max. No. of Bordeaux btls 0.75 l	34
	Temperature range °F (°C)	+41 to +68 (+5 to +20)
	Sound rating dB(A)**	34
	Door hinges	right, reversible
Product dimensions	in inch H/W/D	32 1/4" / 23 9/16" / 22 3/4"
	in cm H/W/D	81.8 / 59.7 / 57.5
	Net weight lbs. (kg)	108.0 (49.0)
Cut out dimensions	in inch H/W/D	32 5/16"-34 5/16" / 23 5/8" / 22 7/8"
	in cm H/W/D	82-87 / 60 / 58
Power supply	Voltage V/Hz	115 / 60
Energy consumption	in 365 days kWh	170
Optional accessories (from pages 106-109)	1.1, 3.1, 3.4, 5.1	
Included with product	Adjustable toe kit (4-6" H) / SS finish Top filler angle bracket	

* Noise level - sound power re 1pW - according to EN 60704-3.



WU 4500 GrandCru

STAINLESS STEEL FRAMED GLASS DOOR

The under counter WU 4500 wine storage cabinet is ideal for storing wines for long periods of time, allowing them to mature to perfection. The temperature of the cabinet can be set between 41°F and 68°F, making the cabinet suitable for storing reds, whites and champagnes.

The WU 4500 can hold up to 46 Bordeaux bottles, stored on beech wood shelves with smooth telescopic rails. With a constant supply of fresh air via an activated charcoal filter and continuously circulating air cooling, this appliance guarantees consistent high air quality during the maturing

process. A specially developed compressor ensures that wines are stored in a vibration-free environment so as to not disturb the wines' sediment.

The WU 4500 can be integrated easily and elegantly into any custom kitchen design as it ventilates through the toe kick, eliminating the need for counter slots. This sophisticated appliance also boasts a digital temperature display conveniently located at the top of the cabinet with visibility through the elegant glass door.



WU 4500 GrandCru



Capacity	Total capacity cu.ft. (l)	3.9 (110)
	Wine comp. cu.ft. (l)	3.9 (110)
	Max. No. of Bordeaux btls 0.75 l	46
	Temperature range °F (°C)	+41 to +68 (+5 to +20)
	Sound rating dB(A)**	39
	Door hinges	right, reversible
Product dimensions	in inch H/W/D	32 1/4" / 23 9/16" / 22 3/4"
	in cm H/W/D	81.8 / 59.7 / 57.7
	Net weight lbs. (kg)	99.2 (45.0)
Cut out dimensions	in inch H/W/D	32 5/16"-34 5/16" / 23 5/8" / 22 7/8"
	in cm H/W/D	82-87 / 60 / 58
Power supply	Voltage V/Hz	115 / 60
Energy consumption	in 365 days kWh	165
Optional accessories (from pages 102-105)	1.1, 3.1, 3.4, 5.1	
Included with product	Adjustable toe kit (4-6" H) / SS finish Top filler angle bracket	

* Noise level - sound power re 1pW - according to EN 60704-3.



Accessories

01	Filters		Part Number
1.1	FreshAir activated charcoal	IC5110IM, ICB5160IM, IRB5160, IRBP5170, SRB5290, C5250, C5740IM, SC5781, SCB5790IM, CB7790IM, SCB7760IM, SC7751, C7620, SC7541IM, C7540IM, SC7520, W5270, W5250	9882460
		WU 3400, WUgb 3400, WU 4500, HWgb 1803, HW 4800, HW 8000	9882470
1.2	Water filter	ICB5160IM, IRB5160, SRB5290, CS 2090G, CS 2091G, CS 2092G, CB7790IM, CBS 2092G, HC 1580G, HC 1581G, HCB 1590G, HCB 1591G, HC 2090G, HC 2091G, HCB 2090G, HCB 2091G, HC 2092G, HCB 2092G	74440 002 / 9880 980

02	Handles		Part Number
2.1	Brushed aluminum square handles	HC 1570G , HC 1571G, HC 1580, HC 1581, HCB 1590G, HCB 1591G	9900 281
		HC 2090G, HCB 2092G	9900 329
		HC 2092G, HCB 2092G	9900 513
		HW 8000, HW 4800, UPR 513, UR 500, UF 501	9901 561
2.2	Stainless steel round handles	HC 1580G, HC 1581G, HC 1570G, HC 1571G, HCB 1590G, HCB 1591G	9900 279
		HC 2090G, HC 2091G, HCB 2091G, HCB 2091G	9900 327
		HC 2092G, HCB 2092G	9900 339
		HW 8000, HW 4800, UPR 513, UR 500, UF 501	9904 734

Accessories

03	Installation Kits		Part Number
3.1	Custom panel overlay kit	RU 510, WU 3400, WU 4500	9590 131
3.2	Door reversal kit	HC 1580G, HC1581G, HC 1570G, HC 1571G, HCB 1590G, HCB 1591G	9905 034
		HC 2090, HC 2091, HCB 2090, HCB 2091	9905 061
3.3	Door stopper 90°	IC5110IM, ICB5160IM, IRB5160, SIF5181	9096 214
		HC 1580G, HC 1581G, HC 1570G, HC 1571G, HCB 1590G, HCB 1591G, HC 2090G, HC 2091G, HCB 2090G, HCB 2091G	9096 699
		C5250, SC5781, SCB5790IM, CB7790IM, SCB7760IM, SC7751 SF5291, SRB5290	9096 414
3.4	Side-by-Side kit	SC7541IM, SC7520	9904583
		CS 2090G, CS 2091G	9900 221
		HC 1570G, HC 1571G, HCB 1590G, HCB 1591G	9904 324
		HC 2090G, HC 2091G, HCB 2090G, HCB 2091G	9900 4343
		RU 510, WU 3400, WUgb 3400, WU 4500	9902 272
		SC5781 + SCB5790IM, SC7751 + SCB7760IM	9903573
		SF5291 + SRB5290	9903598
3.5	Top ventilation grill 84" cabinets, single unit	CS 2090G, CS 2091G	9900 277
		CS 2092G, CBS 2092G	9900 199
3.6	Top ventilation grill 84" cabinets, 48" Side-by-Side	SC5781, SCB5790IM	9900 368
3.7	Ventilation grill (pantries)	HW 8000, HW 4800	7420 456 9097 348
3.8	Top Ventilation Grill 48" x 4"	SF5291 + SRB5290	9903655
3.9	Top Ventilation Grill 60 x 4"	SC7751+SCB7760IM	
3.10	Top Ventilation Grill 30 x 4"	CB7790IM, SCB7760IM, SC7751	9903844
3.11	Top Ventilation Grill 60 x 6.5"	SC7541IM+SC7520	

04	Panels & Frames		Part Number
4.1	Stainless steel panel with handle	IRB5160, SIF5181, IRBP5170	9902 007
4.2	Stainless steel panel, profile frame and handle	HW 8000	9901 573
		HW 4800	9901 575
4.3	Stainless steel panels freezers	HC 1580G, HC 1581G, HC 1570G, HC 1571G, HCB 1590G, HCB 1591G	9900 283
		HC 2090G, HC 2091G, HCB 2090G, HCB 2091G, HC 2092G, HCB 2092G	9900 323
4.4	Stainless steel panels refrigerator 80"	HC 1580G, HC 1581G, HC 1570G, HC 1571G, HCB 1590G, HCB 1591G	9900 287
		HC 2090G, HC 2091G, HCB 2090G, HCB 2091G	9900 333
		HC 2092G, HCB 2092G	9900 337
4.5	Stainless steel panels refrigerator 84"	HC 1570G, HC 1571G, HC 1580G, HC 1581G, HCB 1590G, HCB 1591G	9904 367
		HC 2090G, HC 2091G, HCB 2090G, HCB 2091G	9904 386
		HC 2092G, HCB 2092G	9904 381
4.6	Stainless steel panel with pre-drilled holes, vertical handle (Handle: 9901 561)	UR 500, UF 501	9902 830
4.7	Stainless steel panel with pre-drilled holes, horizontal handle (Handle: 9901 561)	UPR 513	9902 833
05	Wine Labels		Part Number
5.1	Plastic clip labels (2 pcs)	HW 8000, HW 4800, HWgb 1803, WUgb 3400, WU 3400, WU 4500	9094 397
06	Connectivity		Part Number
6.1	SmartDeviceBox	IC5110IM	6125265



Click the link to directly access
our social media channels:
socialmedia.home.liebherr.com

Liebherr USA, Co.
Refrigerators & Freezers Division

Subject to modification. For up-to-date information, visit home.liebherr.com.

home.liebherr.com