


D966 engine for the construction industry



HVO ready

Liebherr's D966 is a very compact six-cylinder in-line engine. The robust design of the D966 is built to withstand the harshest conditions of the construction industry. This six-cylinder engine comes with an integrated centrifugal water pump and closed crankcase ventilation system, ultra fine fibre oil filter, fuel fine filter on engine as well as twin scroll turbocharger that considerably improve fuel consumption.

Our engine condition monitoring solution and LiDIA diagnostic tool, together with a long life service further extend reliability and minimise engine down time.

Features:


- Robust and highly efficient
- Low total cost of ownership
- Longer service intervals thanks to an automatic poly-V-belt tensioner
- Improved fuel consumption thanks to a twin scroll turbocharger
- Long oil change interval
- Closed crankcase ventilation system

LIEBHERR

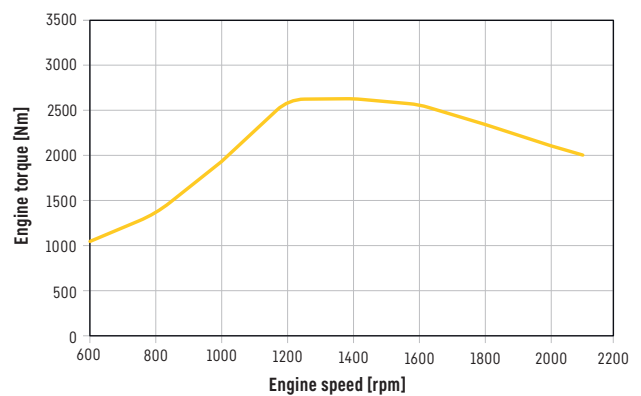
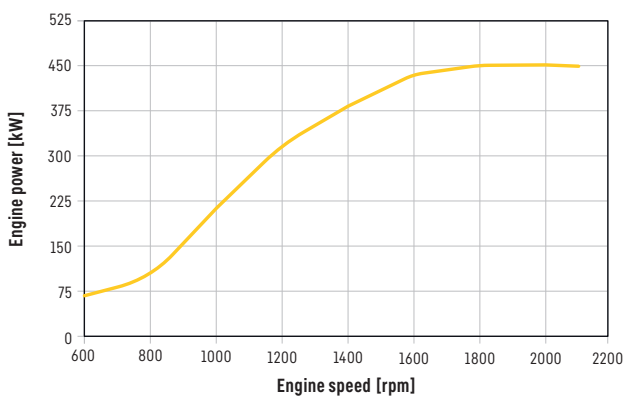
Product features and technical data

D966*

Country of manufacture	Switzerland	
Configuration	6 cylinders in-line	
Aspiration	Turbocharger	
Fuel injection control system	High Pressure Common Rail	
Bore	mm (in)	135 (5.3)
Stroke	mm (in)	157 (6.2)
Displacement	L (in ³)	13.5 (823.8)
Compression ratio	16.5 : 1	
Power rating	kW (hp)	290-450 (389-603)
Rated speed	rpm	1,700-2,100
Peak torque	Nm (lb-ft)	2,767 at 1,400 rpm (2,041 at 1,400 rpm)
Fuel consumption at 1900 rpm - full load	g/kWh	209
Fuel consumption at 1900 rpm - full load	L/h	120
Coolant capacity	L	23
Maximum tilt angle feature	(+/- 45° long. +/- 45° trans)	
Lubricant capacity	L	37
Estimated dry weight	kg (lbs)	1,169 (2,577)



Engine power and torque curves*



* Tolerance at nominal power and nominal torque declaration are according to standard ECE-R.24/ISO 9249.

Tolerance at nominal specific fuel consumption declaration are valid for diesel fuel fulfilling standard DIN EN 590 with a min of LHV 42780 kJ/kg.

Product specifications and options

Product specifications

Twin scroll turbocharger

Integrated centrifugal water pump

Integrated closed crankcase ventilation system

Fuel cooled Engine Control Unit by Liebherr

Automatic poly-V belt tensioner for higher change interval time

Liebherr high performance injection system

Ultrafine fiber oil filter

Flywheel SAE2

Fuel fine filter on engine

Optional specifications

Several high power Take-Off upon request

Cold start kits for any temperature conditions upon request

Efficient engine brake system upon request

Remote fuel and oil filters upon request

Air compressor upon request

Several oil sumps design for all packaging installations, with oil level sensor upon request

Several oil filling and dipstick position upon request

Generator upon request

Air conditioning accessories upon request

Double-starter configuration upon request

Several SAE-flywheel options upon request

Turbocharger connections upon request

Fan drives upon request

Several air and water connections upon request

Finger guard upon request

Hydrogenated vegetable oil (HVO) approval upon request

LiDIA diagnostic tool upon request

D966 engine for the construction industry



Want to know more?
Scan to discover our full portfolio

