
A 913 Compact Litronic

LIEBHERR

Wheeled excavator



Generation
6

Engine
95 kW / 129 HP
Stage V
Tier 4 Final

Operating weight
13,900–16,000 kg

Bucket capacity
0.17–0.87 m³

Performance

Compact, flexible – perfect combination for maximum performance

Economy

A sound investment – optimum economy and environmentally friendly

Reliability

Competence, consistency, innovation – proven experience

Comfort

Ergonomic excellence – superior cabin design for operator comfort and wellbeing

Maintainability

Service every step of the way – simple, fast and reliable





A 913 Compact Litronic

Operating weight

13,900–16,000 kg

Engine

95 kW / 129 HP

Stage V

Tier 4 Final

Bucket capacity

0.17–0.87 m³

Performance



Compact, flexible – perfect combination for maximum performance

The new A 913 Compact is a strong and versatile all-rounder. Whether it's a large civil engineering project or in a cramped city construction site this 14 tonne machine has a powerful engine and a flexible under carriage making it an ideal work horse for all sites.

Maximum performance

Constant performance

The A 913 Compact is powered by a Deutz TCD 3.6 construction machinery engine. This has been specially developed for sustained operation in all sorts of applications and conditions. The combination of displacement, injection technology and emissions treatment enables the engine to develop 95 kW (129 bhp) at 1,800 rpm. An efficient turbocharger with an intercooler increases performance whilst maintaining low fuel consumption.

Joystick steering

With the optional joystick steering, the driver can steer the wheeled excavator proportionally using the mini joystick. In this way, working and driving movements can be performed at the same time without having to change controls. More efficient operation for even greater productivity.

Flexibility

High digging forces despite a tight tail swing permit flexible usage on every construction site. Hard surfaces can be processed quickly and precisely, thus also ensuring maximum productivity.



Four-wheel steering & crab steering

- Considerably increased manoeuvrability and agility
- Comfortable and quick implementing, even under constricted conditions
- Ideal for works in urban areas and tight spaces



Digging force

- High digging and breakout force in the field
- Continuously high digging performance even in tough ground
- More digging force for faster results



Machine design

- Flexible undercarriage for better manoeuvrability
- Compact superstructure for constricted working environments
- High payloads and enhanced tilting moment by using the adjustable boom from the next higher machine class size

Precise work

Being faster

Many years of experience in the development and production of hydraulic excavators and systems enable us to harmonize the components perfectly. The result is available to every operator: Liebherr hydraulic excavators feature rapid, fluid movements combined with high precision.

Working with precision

The Liebherr joysticks enable the operator to intuitively and sensitively control the Liebherr hydraulic system to complete even the most challenging tasks quickly not just with reduced speed but also with maximum power output. Liebherr has been using an infinitely variable proportional controller with four axes for many years. The slim, ergonomically designed proportional sensors deliver additional functionality to the classic machine controller without having to reach for additional controls.

Economy



A sound investment – optimum economy and environmentally friendly

Liebherr compact wheeled excavators are machines that combine high productivity and compact flexibility with excellent levels of economy – and all this comes as standard from the factory. On request, the efficiency of each wheeled excavator can be boosted further with a Liebherr productive bucket, a fuel-saving Liebherr hydraulic oil or a Liebherr quick coupling system, all of which provide more return from each operating hour.

Maximum efficiency

Stages 5 and Tier 4 Final

The Deutz Diesel engine TCD3.6L4 is environmentally friendly thanks to its low fuel consumption and reduced emissions. To comply with stages V and Tier 4 Final emission standards Liebherr uses an innovative SCR system (selective catalytic reduction) with diesel particle filter which doesn't reduce machine performance.

Engine idling and engine shut-down

The standard automatic idling function reduces the engine speed to idle as soon as the operator takes his hand from the joystick so that no hydraulic function is activated. Proximity sensors in the joystick levers restore the original engine speed as soon as the operator's hand is moved towards the lever again. This ensures that the set engine speed is available immediately. The result is a combination of fuel saving and reduced noise levels. Operating costs can be reduced even further with the optional automatic engine shut-down function.

Increased productivity

Liebherr attachments and Solidlink

To boost the productivity of its construction machines, Liebherr offers a broad range of working tools for different fields of application. Furthermore, the hydraulic excavators can also be equipped with the Liebherr Solidlink hydraulic quick coupling system. The combination of a hydraulic Liebherr quick coupling system with the Solidlink coupling block permits fast safe changing of mechanical and hydraulic working tools from the operator's cabin. This boosts productivity on average by 30%.

Efficient management

LiDAT, Liebherr's own data transmission and positioning system, facilitates efficient management, monitoring and control of the entire fleet in terms of machinery data recording, data analysis, fleet management and service. All of the important machinery data can be viewed at any time on a web browser. LiDAT provides you comprehensive work deployment documentation, greater availability thanks to shorter downtimes, faster support from the manufacturer, quicker detection of strain / overload and subsequently a longer service life of the machine as well as greater planning efficiency.



Trailer coupling in stabilizer blade

- New connection system for switching between blade and trailer operation quickly and easily
- Easy transportation of tools around the site



Less is more

- Extended range of possible applications thanks to the short 1.7m tail swing
- More safety for man and machine



No transport costs

Liebherr wheeled excavators can be driven on public roads. The optional 'speeder' version ensures that our machines can be driven to the next site very quickly with no need for costly transportation arrangements.

Reliability



Competence, consistency, innovation – proven experience

Reliability offers safety. Safety that significantly influences the success of a project. Whatever the weather, Liebherr stands for safety – with reliable construction machines and customer-oriented sales and service partners. This means a Liebherr construction machine is exactly what it should be: an investment that pays off.

High machine availability

Maximum stability

Various undercarriage versions with securely welded outriggers deliver safe footing, maximum stability and a long service life. The stabilizer blade as well as the outriggers have been designed for the toughest scenarios, allowing the machine to reliably carry out its work at full load.

Safety

In addition to the performance and economy of a wheeled excavator, the other main focus is on the safety of personnel and the machine. A wide range of equipment such as pipe fracture safety devices on lifting and stick cylinders, load holding valves on outriggers, lift limitation in height, overload warning device, roll-over protection system (ROPS) and the emergency exit through the rear window deliver maximum safety for every job.

More safety

Quality and competence

Our product experience, our understanding of technical design and feedback from customers, along with sales and service, form the basis for the use of pioneering ideas and have always been an integral part of our recipe for success. In addition, Liebherr has been delivering great production depth and system solutions for decades. Key components such as the electronic components, slewing ring, slewing drive and hydraulic cylinders are developed and manufactured in-house. Our great production depth guarantees the highest quality possible and allows the components to be coordinated perfectly.

Robust construction

All the steel components are designed and manufactured by Liebherr. High strength steel sheets designed to withstand the harshest requirements guarantee high torsion resistance and excellent absorption of forces to ensure a long service life.



QPDM – Quality and process data management

- QPDM allows production data to be logged, documented and evaluated
- Automation of documentation and test specifications
- Ability to handle large quantities and maintain uniform high quality



Mudguards

- Extended range of possible applications due to a short tail swing radius of only 1.68 m
- More safety for man and machine
- Liebherr compact wheeled excavators: short and safe



Improved rear and side visibility

- The standard camera for rear-view and lateral monitoring gives the driver an optimal view of his working area and the surrounding machine area at all times
- Extensive glazing in combination with two standard monitoring cameras ensure safe handling of the machine at all times

Comfort



Ergonomic excellence – superior cabin design for operator comfort and wellbeing

The modern Liebherr operator's cab is the largest in this machine class, and offers the best conditions for healthy, focussed and productive working. Standard features include an air-sprung operator seat with seat heating, automatic air conditioning and the ergonomically arranged control elements with touch-screen indicating unit. An example of the extensive safety equipment is the roll-over protection system (ROPS) for the cab fitted as standard according to ISO 12117-2.

First-class cab

Ergonomic design

The modern cab design provides excellent conditions for healthy, concentrated and productive work in maximum comfort. The display unit with touchscreen, the controls and driver's seat are all coordinated to form a perfect ergonomic unit. In addition the ergonomic joysticks allow the machine operation to be both pleasant and precise.

Operator seats

The Standard, Comfort and Premium operator seat versions offer sitting comfort at the highest level. Even the standard operator seat offers an extensive range of features such as air suspension, seat heating, headrest, lumbar support and many more.

Smooth operation

The use of visco-elastic mounts, good noise insulation and modern, smooth Liebherr diesel engines minimise noise emissions and vibrations.

Comfortable operation

Radio with hands-free device

The optional Liebherr radio is MP3-compatible, has a USB connection, can receive digital radio (DAB+ depending on country) and can be used as interface for the integral hands-free kit. If a smartphone is connected using Bluetooth, phone calls can also be controlled via the touchscreen. This means that all media are controlled using a central unit which provides greater clarity, simplicity and comfort.

Control unit

The large touchscreen provides the operator with a fast, uncomplicated interface which delivers all the information required for working with the machine. A flat, intuitive menu system ensures that it can be readily understood so that the control unit can be used in a highly productive way.

Sliding two-piece windscreen

The windscreen can be partially or fully slid into the roof to give an unrestricted view of the work area.



Refuelling

- Using the optional refuelling pump, the machine can be refuelled directly from a fuel container
- The tank hose integrated in the service door and the automatic shut-off when the tank is full offer greater convenience and short filling times
- Topping up – simple, quick and safe



Maximum safety

- More convenient and safer entry and exit in and out of the cab thanks to added width from the folding arm console
- Three entry steps with standard anti-slip galvanised plates provide a boost to safety



Intuitive operation

- Display of the machine data and camera image on the 9-inch indicating unit with touchscreen and direct access via menu bar
- 20 user-programmable memory slots for attachments, which can be used for quickly and easily setting the oil pressure and oil flow at the push of a button when changing attachments

Maintainability



Service every step of the way – simple, fast and reliable

Liebherr compact wheeled excavators are not only powerful, robust, precise and efficient, they also impress with the service-orientated machine design. Maintenance is performed quickly, simply and safely. This reduces maintenance costs and keeps machine downtimes to a minimum.

Elaborate maintenance concept

Integral maintenance benefits

Completing maintenance work helps keep the machine fully functional. Maintenance work does, however, mean machine downtime which must be minimised. Automatic central lubrication systems for the attachment and the uppercarriage come as standard. Optional systems are available for the undercarriage, quick coupler and working tools. These systems make it easier to adhere to the recommended lubrication intervals and ensure a long service life for the components, as well as increasing the productivity of the machine.

Retrofitting with new technologies

New emission standards, amended safety regulations or different areas of deployment – the demands on your machine can change as years go by. Protective grilles, additional filter systems and options for hydraulics are just a small selection from the Liebherr retrofit program with which we offer you an effective way to modify or retrofit your machine.

Your competent service partner

Service

A speedy response time when service or maintenance is required keeps downtime to a minimum. Spare parts have 98% availability and are delivered within 24 hours. The field service technicians, trained by Liebherr, come to site to carry out service and maintenance work quickly and in line with the manufacturer's specifications.

Competent advice and service

Competent advice is given at Liebherr. Experienced specialists provide advice for your specific requirements: application-oriented sales support, service agreements, cost effective repair alternatives, original parts management, as well as remote data transmission for machine planning and fleet management.



Hydraulic oils with added value

- Liebherr Hydraulic Plus oils achieve a service life of 8,000 operating hours plus at the same time reducing fuel consumption by up to 5%
- Instead of having defined change intervals, the results of the oil analysis (every 1,000 operating hours or after one year) determine when the oil needs to be changed



Excellent service access

- Large, wide-opening service doors
- Engine oil, fuel, air and cab air filters are easily and safely accessible from the ground
- The oil level in the hydraulic tank can be checked from the cab
- Short service times for more productivity



Rapid spare parts service

- 24-hour delivery: Spare parts service is available for our dealers around the clock
- Electronic spare parts catalogue: Fast and reliable selection and ordering via the Liebherr online portal
- With online tracking, the current processing status of your order can be viewed at any time

Wheeled excavator

A 913 Compact Litronic overview

Ergonomic operator's work station for maximum comfort

- Operator's seat Comfort or Premium *
- Automatic air-conditioning system *
- 9" high resolution colour display with touchscreen operation
- Resonant arm console and ergonomic joysticks
- Folding arm console, left
- Proportional control with 4-way mini-joystick
- Joystick steering *
- Large windows
- Protective grille at top and bottom, adjustable *
- Convenient radio operation with hands-free device
- Tool Control for attachments
- LED headlights *
- Rear and side monitor

Superbly designed equipment for maximum reliability

- Various boom versions and stick lengths
- Liebherr hydraulic cylinders
- Pipe fracture safety valves hoisting and stick cylinders
- Overload warning device
- Driving oscillation damper *
- Liebherr quick coupling systems *
- Wide selection of Liebherr attachments *



* Optional



Superior technology for highest economy

- Diesel engine with up to date emission stages V and Tier 4 Final
- Emissions treatment with SCR technology and diesel particle filter
- Liebherr-Power-Efficiency (LPE)
- Load-sensing-control
- MODE selection (Sensitive, ECO, Power)
- Sensor-controlled automatic idling system

Elaborate maintenance concept for maximum productivity

- Fully automatic central lubrication system for uppercarriage and equipment
- Large, wide-opening service doors
- Central maintenance points accessible from the ground
- Hydraulic shut-off lock
- Cab air filter can be replaced quickly and conveniently from outside

Perfect combination for highest possible performance

- Short tail swing radius
- Various support versions, welded on
- Travel drive integrated in undercarriage
- Automatic working brake
- Liebherr tyres without intermediate ring

Technical data



Diesel engine

Rating per ISO 9249	95 kW (129 HP) at 1.800 RPM*
Model	Deutz TCD3.6L4
Type	4 cylinder in-line
Bore / Stroke	98 / 120 mm
Displacement	3.6 l
Engine operation	4-stroke diesel Common-Rail Turbo-charged and after-cooled Reduced emissions
Air cleaner	Dry-type air cleaner with pre-cleaner, primary and safety elements
Engine idling	Sensor controlled
Electrical system	
Voltage	24 V
Batteries	2 x 135 Ah / 12 V
Alternator	Three-phase current 28 V / 80 A
Stage V	
Harmful emissions values	According to regulation (EU) 2016/1628
Emission control	Deutz DOC / DPF + SCR
Fuel tank	175 l
Urea tank	20 l
Tier 4 Final	
Harmful emissions values	In accordance with 40CFR1039 (EPA) / 13CCR (CARB)
Emission control	Deutz DOC / DPF + SCR
Fuel tank	175 l
Urea tank	20 l



Cooling system

Diesel engine	Water-cooled Compact cooling system consisting cooling unit for water, hydraulic oil and charge air with stepless thermostatically controlled fan, fans for radiator cleaning can be completely folded away
----------------------	--



Hydraulic controls

Power distribution	Via control valves with integrated safety valves, simultaneous and independent actuation of chassis, swing drive and equipment
Servo circuit	
Equipment and swing	With hydraulic pilot control and proportional joystick levers
Chassis	Electro-proportional via foot pedal
Proportional control	Proportionally acting transmitters on the joysticks for additional hydraulic functions



Hydraulic system

Hydraulic pump	Liebherr axial piston variable displacement pump
For equipment and travel drive	250 l/min.
Max. flow	350 bar
Max. pressure	Liebherr-Synchron-Comfort-system (LSC) with electronic engine speed sensing regulation, pressure and flow compensation, torque controlled swing drive priority
Hydraulic pump regulation and control	100 l
Hydraulic tank	max. 270 l
Hydraulic system	
Filtration	1 main return filter with integrated partial micro filtration (5 µm)
MODE selection	Adjustment of engine and hydraulic performance via a mode pre-selector to match application, e.g. for especially economical and environmentally friendly operation or for maximum digging performance and heavy-duty jobs
S (Sensitive)	Mode for precision work and lifting through very sensitive movements
E (Eco)	Mode for especially economical and environmentally friendly operation
P (Power)	Mode for high performance with low fuel consumption
Engine speed and performance setting	Stepless alignment of engine output and hydraulic power via engine speed
Option	Tool Control: 20 pre-adjustable pump flows and pressures for add-on attachments



Swing drive

Drive	Liebherr axial piston motor with integrated brake valve and torque control, Liebherr planetary reduction gear
Swing ring	Liebherr, sealed race ball bearing swing ring, internal teeth
Swing speed	0-10.0 RPM stepless
Swing torque	41 kNm
Holding brake	Wet multi-disc (spring applied, pressure released)
Option	Pedal controlled positioning swing brake Slewing gear brake Comfort

* engine speed for road travel max. 1,900 RPM



Cab

Cab	ROPS safety cab structure (roll-over protection system) with individual windscreens or featuring a slide-in sub-part under the ceiling, work headlights integrated in the ceiling, a door with a sliding window (can be opened on both sides), large stowing and depositing possibilities, shock-absorbing suspension, sound damping insulating, tinted laminated safety glass, separate window shades for the sunroof window and windscreen
Operator's seat Standard	Air cushioned operator's seat with 3D-adjustable arm-rests, headrest, lap belt, seat heater, manual weight adjustment, adjustable seat cushion inclination and length and mechanical lumbar vertebrae support
Operator's seat Comfort (Option)	In addition to operator's seat standard: lockable horizontal suspension, automatic weight adjustment, adjustable suspension stiffness, pneumatic lumbar vertebrae support and passive seat climatisation with active coal
Operator's seat Premium (Option)	In addition to operator's seat comfort: active electronic weight adjustment (automatic readjustment), pneumatic low frequency suspension and active seat climatisation with active coal and ventilator
Arm consoles	Joysticks with control consoles and swivel seat, folding left control console
Operation and displays	Large high-resolution operating unit, self-explanatory, colour display with touchscreen, video-compatible, numerous setting, control and monitoring options, e.g. air conditioning control, fuel consumption, machine and attachment parameters
Air-conditioning	Automatic air-conditioning including demisting (optional). Automatic heating and ventilation system (standard): fast de-icing at the press of a button, air vents can be operated via a menu; recirculated air and fresh air filters can be easily replaced and are accessible from the outside; designed for extreme outside temperatures, sensors for solar radiation, inside and outside temperatures
Refrigerant	R134a
Global warming potential	1,430
Quantity at 25 °C	1,300 g
CO ₂ equivalent	1.859 t
Vibration emission*	
Hand / arm vibrations	< 2.5 m/s ²
Whole-body vibrations	< 0.5 m/s ²
Measuring inaccuracy	According with standard EN 12096:1997

Undercarriage

Drive	Oversized two speed power shift transmission with additional creeper speed, Liebherr axial piston motor with functional brake valve on both sides
Pulling force	84 kN
Travel speed	0- 3.5 km/h stepless (creeper speed off-road) 0- 7.0 km/h stepless (off-road) 0-13.0 km/h stepless (creeper speed on-road) 0-20.0 km/h stepless (road travel) 0-max. 30.0 or 35.0 km/h Speeder (option)
Driving operation	Automotive driving using accelerator pedal, cruise control function: storage of variable accelerator pedal positions, both off-road and on-road
Axles	Manual or automatic hydraulically controlled front axle oscillation lock
Option	Four wheel steering
Service brake	Two circuit travel brake system with accumulator; wet and backlash-free disc brake
Automatic digging brake	Works automatically when driving off (accelerator pedal actuation) and when the machine is stationary (engagement); the digging brake engages automatically - can be coupled with automatic swing axle lock
Holding brake	Wet multi-disc (spring applied, pressure released)
Stabilization	Rear stabilizer blade (adjustable during travel for dozing) Rear outriggers Rear outriggers + front stabilizer blade Rear two-piece stabilizer blade Rear two-piece + front stabilizer blade



Equipment

Type	High-strength steel plates at highly-stressed points for the toughest requirements. Complex and stable mountings of equipment and cylinders
Hydraulic cylinders	Liebherr cylinders with special sealing and guide system and, depending on cylinder type, shock absorption
Bearings	Sealed, low maintenance

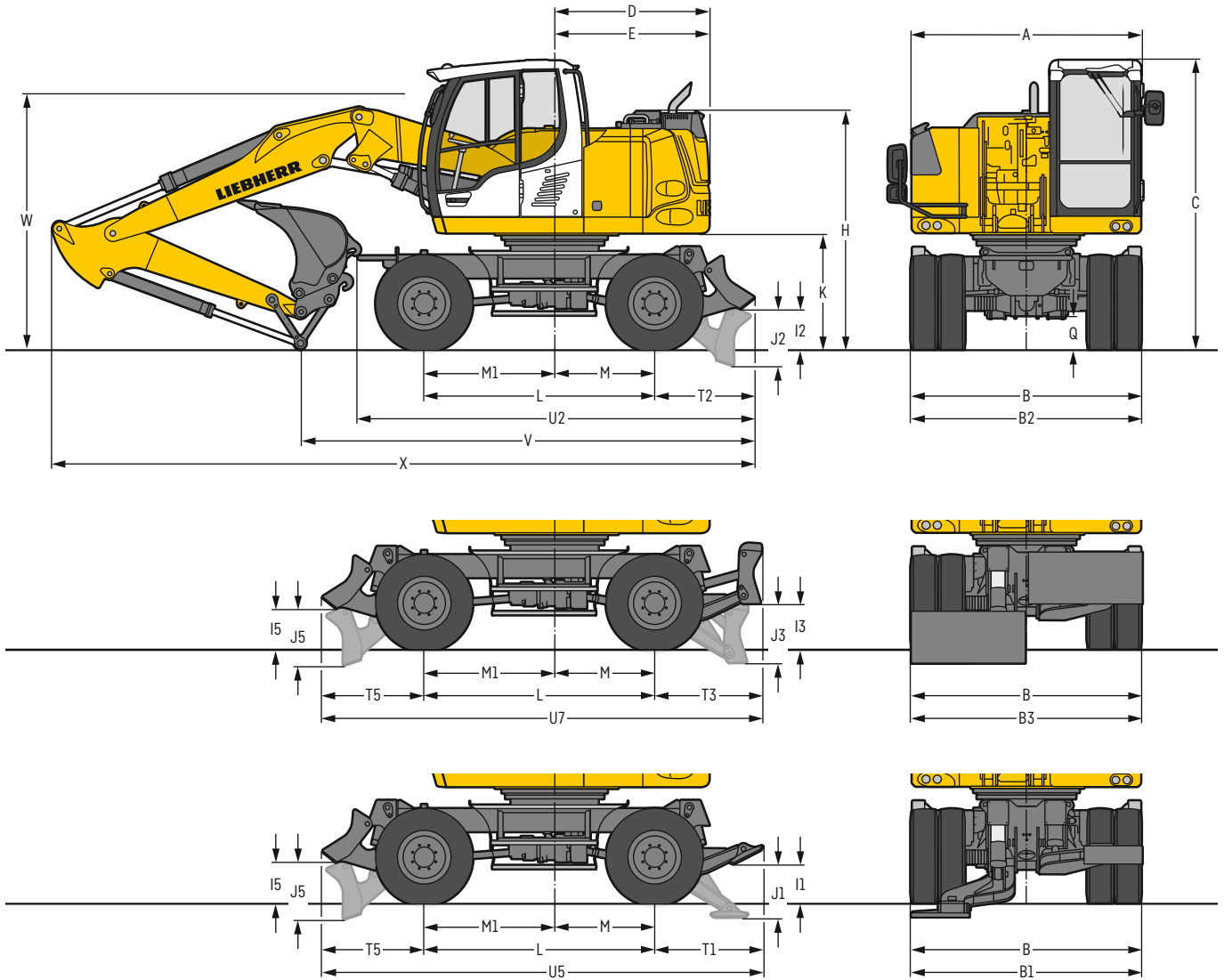


Complete machine

Lubrication	Liebherr central lubrication system for uppercarriage and equipment, automatically
Noise emission	
ISO 6396	71 dB(A) = L _{PA} (inside cab)
2000/14/EC	99 dB(A) = L _{WA} (surround noise)

* for risk assessment according to 2002/44/EC see ISO/TR 25398:2006

Dimensions



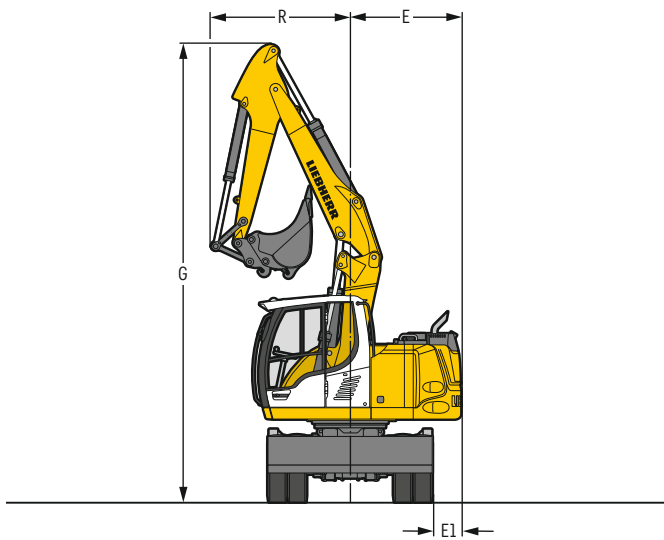
	mm
A	2,525
B	2,550
B1	2,550
B2	2,550
B3	2,550
C	3,195
D	1,700
E	1,700
H	2,625
I1	430
I2	445
I3	495
I5	445
J1	585
J2	625
J3	650
J5	625
K	1,275
L	2,540
M	1,100
M1	1,440
Q	360
T1	1,190
T2	1,105
T3	1,175
T5	1,125
U2	4,375
U5	4,855
U7	4,840

E = Tail radius
Tyres 10.00-20

	Stick	Two-piece boom 4.65 m				
		Rear blade	Rear outriggers	Rear outriggers + front blade	Rear two-piece blade	Rear two-piece + front blade
	m	mm	mm	mm	mm	mm
V	2.05	5,400	5,500	5,500	5,500	5,500
	2.25	5,050	5,100	5,400*	5,100	5,400*
	2.45	5,150	5,250	5,500*	5,250	5,500*
W	2.05	2,900	2,900	2,900	2,900	2,900
	2.25	2,850	2,850	2,850*	2,850	2,850*
	2.45	3,000	3,000	3,000*	3,000	3,000*
X	2.05	7,800	7,850	7,850	7,850	7,850
	2.25	7,750	7,850	8,150*	7,850	8,150*
	2.45	7,800	7,900	8,150*	7,900	8,150*

	Stick	Offset two-piece boom 4.70 m	
		Rear outriggers + front blade	Rear two-piece + front blade
	m	mm	mm
V	2.05	6,050	6,050
	2.25	5,500	5,500
	2.45	5,650*	5,650*
W	2.05	3,200	3,200
	2.25	3,150	3,150
	2.45	3,200*	3,200*
X	2.05	7,900	7,900
	2.25	7,850	7,850
	2.45	8,200*	8,200*

Dimensions are with equipment over steering axle
* Equipment over digging axle for shorter transport dimensions
W = Max. ground clearance including approx. 150mm piping

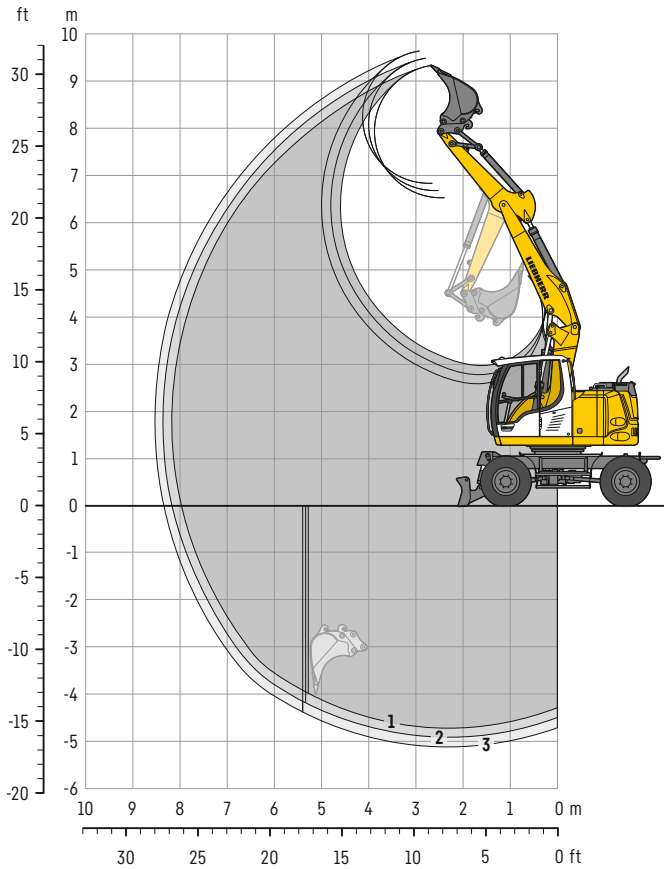


Boom	Stick m	G mm	R mm	E mm	E1 mm
Two-piece boom 4.65 m	2.05	7,050	2,040	1,700	430
Two-piece boom 4.65 m	2.25	7,050	2,090	1,700	430
Two-piece boom 4.65 m	2.45	7,050	2,140	1,700	430
Offset two-piece boom 4.70 m	2.05	6,990	2,090	1,700	430
Offset two-piece boom 4.70 m	2.25	6,990	2,120	1,700	430
Offset two-piece boom 4.70 m	2.45	6,990	2,140	1,700	430

Min. turning radius on tyres 10.00-20
Four wheel steering 4.66 m | Front wheel steering 7.26 m

Backhoe bucket

with two-piece boom 4.65 m



Digging envelope

with quick coupler	1	2	3	
Stick length	m	2.05	2.25	2.45
Max. digging depth	m	4.70	4.90	5.10
Max. reach at ground level	m	8.00	8.15	8.35
Max. dumping height	m	6.50	6.65	6.85
Max. teeth height	m	9.35	9.50	9.65
Min. equipment radius	m	2.04	2.09	2.14

Digging forces

without quick coupler	1	2	3	
Max. digging force (ISO 6015)	kN	67.5	62.9	59.0
	t	6.9	6.4	6.0
Max. breakout force (ISO 6015)	kN	76.4	76.4	76.4
	t	7.8	7.8	7.8

Max. breakout force with ripper bucket

102.2kN (10.4t)

Operating weight

The operating weight includes the basic machine with 8 tyres plus intermediate rings, two-piece boom 4.65 m, stick 2.25 m, quick coupler SWA 33 and bucket 650 mm / 0.36 m³.

Undercarriage versions	Weight (kg)
A 913 Compact Litronic with rear blade	13,900
A 913 Compact Litronic with rear outriggers	14,000
A 913 Compact Litronic with rear outriggers + front blade	14,600
A 913 Compact Litronic with rear two-piece blade	14,300
A 913 Compact Litronic with rear two-piece + front blade	14,900

Buckets Machine stability per ISO 10567* (75% of tipping capacity)

Cutting width mm	Capacity ISO 7461 ¹⁾ m ³	Weight kg	Stabilizers raised			Rear blade down			Rear outriggers down			Rear outriggers + front blade down			Rear two-piece blade down			Rear two-piece + front blade down		
			Stick length (m)			Stick length (m)			Stick length (m)			Stick length (m)			Stick length (m)			Stick length (m)		
			2.05	2.25	2.45	2.05	2.25	2.45	2.05	2.25	2.45	2.05	2.25	2.45	2.05	2.25	2.45	2.05	2.25	2.45
300 ²⁾	0.17	220	■	■	■	■	■	■	■	■	■	■	■	■	■	■	■	■	■	■
400 ²⁾	0.24	250	■	■	■	■	■	■	■	■	■	■	■	■	■	■	■	■	■	■
500 ²⁾	0.28	250	■	■	■	■	■	■	■	■	■	■	■	■	■	■	■	■	■	■
550 ²⁾	0.29	260	■	■	■	■	■	■	■	■	■	■	■	■	■	■	■	■	■	■
650 ²⁾	0.36	290	■	■	■	■	■	■	■	■	■	■	■	■	■	■	■	■	■	■
850 ²⁾	0.50	340	■	■	■	■	■	■	■	■	■	■	■	■	■	■	■	■	■	■
1,050 ²⁾	0.65	380	■	■	■	■	■	■	■	■	■	■	■	■	■	■	■	■	■	■
1,250 ²⁾	0.80	430	△	△	△	■	■	△	■	■	△	■	■	■	■	■	■	■	■	■
300 ³⁾	0.18	210	■	■	■	■	■	■	■	■	■	■	■	■	■	■	■	■	■	■
400 ³⁾	0.26	240	■	■	■	■	■	■	■	■	■	■	■	■	■	■	■	■	■	■
500 ³⁾	0.30	240	■	■	■	■	■	■	■	■	■	■	■	■	■	■	■	■	■	■
550 ³⁾	0.31	250	■	■	■	■	■	■	■	■	■	■	■	■	■	■	■	■	■	■
650 ³⁾	0.39	270	■	■	■	■	■	■	■	■	■	■	■	■	■	■	■	■	■	■
850 ³⁾	0.53	320	■	■	■	■	■	■	■	■	■	■	■	■	■	■	■	■	■	■
1,050 ³⁾	0.71	370	■	■	△	■	■	■	■	■	■	■	■	■	■	■	■	■	■	■
1,250 ³⁾	0.87	420	△	△	-	■	△	△	■	△	△	■	■	■	■	△	△	■	■	■

* Indicated loads are based on ISO 10567 and do not exceed 75% of tipping or 87% of hydraulic capacity, max. stick length without quick coupler, lifted 360° on firm with blocked oscillating axle

¹⁾ comparable with SAE (heaped)

²⁾ Bucket with teeth (also available in HD version)

³⁾ Bucket with cutting edge (also available in HD version)

Buckets up to 500 mm cutting width with limited digging depth

Max. material weight ■ = ≤ 1.8t/m³, ■ = ≤ 1.5t/m³, △ = ≤ 1.2t/m³, - = not authorised

Lift capacities

with two-piece boom 4.65 m

Stick 2.05 m

m	Undercarriage stabilized		3.0m		4.0m		5.0m		6.0m		7.0m		m
	rear	front											
8.0	-	-											
	Blade	-											
	Outriggers	-											
	Outriggers	Blade											
	Two-piece blade	Blade											
7.0	-	-			2.7*	2.7*						1.9*	1.9*
	Blade	-			2.7*	2.7*						1.9*	1.9*
	Outriggers	-			2.7*	2.7*						1.9*	1.9*
	Outriggers	Blade			2.7*	2.7*						1.9*	1.9*
	Two-piece blade	Blade			2.7*	2.7*						1.9*	1.9*
6.0	-	-			3.5*	3.5*	2.6	2.7*				1.8*	1.8*
	Blade	-			3.5*	3.5*	2.7*	2.7*				1.8*	1.8*
	Outriggers	-			3.5*	3.5*	2.7*	2.7*				1.8*	1.8*
	Outriggers	Blade			3.5*	3.5*	2.7*	2.7*				1.8*	1.8*
	Two-piece blade	Blade			3.5*	3.5*	2.7*	2.7*				1.8*	1.8*
5.0	-	-			3.8	4.1*	2.6	3.6*	1.9	2.1*		1.7*	1.7*
	Blade	-			4.1*	4.1*	2.9	3.6*	2.1*	2.1*		1.7*	1.7*
	Outriggers	-			4.1*	4.1*	2.9	3.6*	2.1*	2.1*		1.7*	1.7*
	Outriggers	Blade			4.1*	4.1*	3.5	3.6*	2.1*	2.1*		1.7*	1.7*
	Two-piece blade	Blade			4.1*	4.1*	3.0	3.6*	2.1*	2.1*		1.7*	1.7*
4.0	-	-	5.7	6.1*	3.7	5.1*	2.7	4.2	1.9	3.1		1.6	1.7*
	Blade	-	6.1*	6.1*	4.1	5.1*	2.9	4.4*	2.1	3.2*		1.7*	1.7*
	Outriggers	-	6.1*	6.1*	4.1	5.1*	3.0	4.4*	2.1	3.2*		1.7*	1.7*
	Outriggers	Blade	6.1*	6.1*	4.8	5.1*	3.5	4.4*	2.5	3.2*		1.7*	1.7*
	Two-piece blade	Blade	6.1*	6.1*	4.2	5.1*	3.0	4.4*	2.1	3.2*		1.7*	1.7*
3.0	-	-	5.5	7.8*	3.7	5.8*	2.6	4.2	1.9	3.1		1.4	1.8*
	Blade	-	6.2	7.8*	4.1	5.8*	2.9	4.7*	2.1	4.1*		1.6	1.8*
	Outriggers	-	6.2	7.8*	4.1	5.8*	2.9	4.7*	2.1	4.1*		1.6	1.8*
	Outriggers	Blade	7.4	7.8*	4.8	5.8*	3.5	4.7*	2.5	4.1*		1.8*	1.8*
	Two-piece blade	Blade	6.2	7.8*	4.1	5.8*	3.0	4.7*	2.1	4.1*		1.6	1.8*
2.0	-	-	5.5	8.8*	3.6	5.8	2.6	4.2	1.8	3.1		1.4	1.9*
	Blade	-	6.1	8.8*	4.0	6.3*	2.9	5.0*	2.0	4.2*		1.5	1.9*
	Outriggers	-	6.1	8.8*	4.0	6.3*	2.9	5.0*	2.1	4.2*		1.5	1.9*
	Outriggers	Blade	7.3	8.8*	4.7	6.3*	3.4	5.0*	2.5	4.2*		1.9*	1.9*
	Two-piece blade	Blade	6.1	8.8*	4.1	6.3*	2.9	5.0*	2.1	4.2*		1.6	1.9*
1.0	-	-	5.4	9.0*	3.6	5.7	2.5	4.1	1.7	3.0		1.3	2.1*
	Blade	-	6.1	9.0*	4.0	6.6*	2.8	5.2*	2.0	4.2*		1.5	2.1*
	Outriggers	-	6.1	9.0*	4.0	6.6*	2.8	5.2*	2.0	4.2*		1.5	2.1*
	Outriggers	Blade	7.3	9.0*	4.7	6.6*	3.3	5.2*	2.4	4.2*		1.9	2.1*
	Two-piece blade	Blade	6.1	9.0*	4.1	6.6*	2.8	5.2*	2.0	4.2*		1.5	2.1*
0	-	-	5.2	9.1	3.4	5.8	2.3	4.0	1.7	2.9		1.4	2.3*
	Blade	-	5.9	9.2*	3.8	6.6*	2.6	5.2*	1.9	4.2*		1.6	2.3*
	Outriggers	-	5.9	9.2*	3.8	6.6*	2.6	5.2*	1.9	4.2*		1.6	2.3*
	Outriggers	Blade	7.3	9.2*	4.7	6.6*	3.2	5.2*	2.3	4.2*		1.9	2.3*
	Two-piece blade	Blade	6.0	9.2*	3.9	6.6*	2.7	5.2*	1.9	4.2*		1.6	2.3*
-1.0	-	-	5.0	9.2	3.2	5.7	2.2	3.9	1.6	2.9		1.5	2.6
	Blade	-	5.7	9.2*	3.6	6.7*	2.5	5.3*	1.8	3.9*		1.7	2.8*
	Outriggers	-	5.7	9.2*	3.6	6.7*	2.5	5.3*	1.8	3.9*		1.7	2.8*
	Outriggers	Blade	7.1	9.2*	4.4	6.7*	3.1	5.3*	2.3	3.9*		2.1	2.8*
	Two-piece blade	Blade	5.8	9.2*	3.7	6.7*	2.5	5.3*	1.9	3.9*		1.7	2.8*
-2.0	-	-	4.8	9.4	3.0	5.5	2.1	3.8				1.7	3.0
	Blade	-	5.5	9.5*	3.4	6.7*	2.4	4.7*				1.9	3.2*
	Outriggers	-	5.5	9.5*	3.4	6.7*	2.4	4.7*				1.9	3.2*
	Outriggers	Blade	6.9	9.5*	4.2	6.7*	3.0	4.7*				2.4	3.2*
	Two-piece blade	Blade	5.6	9.5*	3.5	6.7*	2.4	4.7*				1.9	3.2*
-3.0	-	-	4.6	7.9*	2.9	5.0*						2.2	3.0*
	Blade	-	5.3	7.9*	3.3	5.0*						2.5	3.0*
	Outriggers	-	5.3	7.9*	3.3	5.0*						2.5	3.0*
	Outriggers	Blade	6.7	7.9*	4.1	5.0*						3.0*	3.0*
	Two-piece blade	Blade	5.4	7.9*	3.4	5.0*						2.5	3.0*
-4.0	-	-	6.9	7.9*	4.3	5.0*						3.0*	3.0*
	Blade	-											
	Outriggers	-											
	Outriggers	Blade											
	Two-piece blade	Blade											

Height Can be slewed through 360° In longitudinal position of undercarriage Max. reach * Limited by hydr. capacity

The lift capacities on the load hook of the Liebherr quick coupler SWA 33 without attachment are stated in metric tons (t) and are valid on a firm, level supporting surface with blocked oscillating axle. These capacities can be slewed through 360° with the undercarriage in the transverse position. Capacities in the longitudinal position of the undercarriage (+15°) are specified over the steering axle with the stabilizers raised and over the rigid axle with the stabilizers down. The values apply when the adjusting cylinder is in the optimal position. Indicated loads based on the ISO 10567 standard and do not exceed 75% of tipping or 87% of hydraulic capacity, or are limited by the permissible load of the load hook on the quick coupler (max. 5t). Without the quick coupler, lift capacities will increase by up to 110 kg.

In accordance with the harmonised European Standard EN 474-5, hydraulic excavators used for lifting operations must be equipped with pipe fracture safety valves, an overload warning device, a load hook and a lift capacity chart.

Lift capacities

with two-piece boom 4.65 m

Stick 2.25 m

m	Undercarriage stabilized		3.0m		4.0m		5.0m		6.0m		7.0m		m				
	rear	front															
8.0	-	-	-	-	-	-	-	-	-	-	-	-	2.1*	2.1*	3.2		
	Blade	-	-	-	-	-	-	-	-	-	-	-	2.1*	2.1*			
	Outriggers	-	-	-	-	-	-	-	-	-	-	-	2.1*	2.1*			
	Outriggers	Blade	-	-	-	-	-	-	-	-	-	-	2.1*	2.1*			
	Two-piece blade	Blade	-	-	-	-	-	-	-	-	-	-	2.1*	2.1*			
7.0	-	-	-	-	2.8*	2.8*	-	-	-	-	-	-	1.8*	1.8*	4.8		
	Blade	-	-	-	2.8*	2.8*	-	-	-	-	-	-	1.8*	1.8*			
	Outriggers	-	-	-	2.8*	2.8*	-	-	-	-	-	-	1.8*	1.8*			
	Outriggers	Blade	-	-	2.8*	2.8*	-	-	-	-	-	-	1.8*	1.8*			
	Two-piece blade	Blade	-	-	2.8*	2.8*	-	-	-	-	-	-	1.8*	1.8*			
6.0	-	-	-	-	3.3*	3.3*	2.6	2.8*	-	-	-	-	1.6*	1.6*	5.7		
	Blade	-	-	-	3.3*	3.3*	2.8*	2.8*	-	-	-	-	1.6*	1.6*			
	Outriggers	-	-	-	3.3*	3.3*	2.8*	2.8*	-	-	-	-	1.6*	1.6*			
	Outriggers	Blade	-	-	3.3*	3.3*	2.8*	2.8*	-	-	-	-	1.6*	1.6*			
	Two-piece blade	Blade	-	-	3.3*	3.3*	2.8*	2.8*	-	-	-	-	1.6*	1.6*			
5.0	-	-	-	-	3.7*	3.7*	2.7	3.4*	1.9	2.4*	-	-	1.6*	1.6*	6.3		
	Blade	-	-	-	3.7*	3.7*	3.0	3.4*	2.1	2.4*	-	-	1.6*	1.6*			
	Outriggers	-	-	-	3.7*	3.7*	3.0	3.4*	2.1	2.4*	-	-	1.6*	1.6*			
	Outriggers	Blade	-	-	3.7*	3.7*	3.4*	3.4*	2.4*	2.4*	-	-	1.6*	1.6*			
	Two-piece blade	Blade	-	-	3.7*	3.7*	3.0	3.4*	2.2	2.4*	-	-	1.6*	1.6*			
4.0	-	-	-	-	3.7*	3.7*	3.4*	3.4*	2.4*	2.4*	-	-	1.6*	1.6*	6.8		
	Blade	-	-	5.0*	5.0*	3.7	4.7*	2.7	4.2*	1.9	3.1	-	1.5	1.6*			
	Outriggers	-	-	5.0*	5.0*	4.1	4.7*	3.0	4.2*	2.1	3.2*	-	1.6*	1.6*			
	Outriggers	Blade	-	-	5.0*	5.0*	4.7*	4.7*	3.5	4.2*	2.6	3.2*	-	1.6*		1.6*	
	Two-piece blade	Blade	-	-	5.0*	5.0*	4.2	4.7*	3.0	4.2*	2.2	3.2*	-	1.6*		1.6*	
3.0	-	-	-	-	5.0*	5.0*	3.6	4.2*	2.6	3.2*	-	-	1.6*	1.6*	7.0		
	Blade	-	-	5.5	7.5*	3.6	5.6*	2.7	4.2	1.9	3.1	1.4	1.7*	1.4		1.6*	
	Outriggers	-	-	6.2	7.5*	4.0	5.6*	2.9	4.6*	2.1	4.0*	1.6	1.7*	1.5		1.6*	
	Outriggers	Blade	-	-	7.4	7.5*	4.8	5.6*	3.5	4.6*	2.5	4.0*	1.7*	1.7*		1.6*	1.6*
	Two-piece blade	Blade	-	-	6.2	7.5*	4.1	5.6*	3.0	4.6*	2.1	4.0*	1.6	1.7*		1.6	1.6*
2.0	-	-	-	-	7.5*	7.5*	4.9	5.6*	2.6	4.0*	1.7*	1.7*	1.6*	1.6*	7.1		
	Blade	-	-	5.4	8.7*	3.6	5.7	2.6	4.1	1.8	3.1	1.3	2.2*	1.3		1.7*	
	Outriggers	-	-	6.1	8.7*	4.0	6.2*	2.9	4.9*	2.1	4.1*	1.5	2.2*	1.5		1.7*	
	Outriggers	Blade	-	-	6.1	8.7*	4.0	6.2*	2.9	4.9*	2.1	4.1*	1.5	2.2*		1.5	1.7*
	Two-piece blade	Blade	-	-	7.2	8.7*	4.7	6.2*	3.4	4.9*	2.5	4.1*	1.9	2.2*		1.7*	1.7*
1.0	-	-	-	-	6.1	8.7*	4.0	6.2*	2.9	4.9*	2.1	4.1*	1.6	2.2*	1.5	1.7*	7.1
	Blade	-	-	5.4	8.9*	3.6	5.7	2.5	4.1	1.8	3.0	1.3	2.3	1.3	1.8*		
	Outriggers	-	-	6.0	8.9*	4.0	6.6*	2.8	5.1*	2.0	4.2*	1.5	2.3*	1.4	1.8*		
	Outriggers	Blade	-	-	6.0	8.9*	4.0	6.6*	2.8	5.1*	2.0	4.2*	1.5	2.3*	1.4	1.8*	
	Two-piece blade	Blade	-	-	7.2	8.9*	4.7	6.6*	3.3	5.1*	2.4	4.2*	1.8	2.3*	1.8	1.8*	
0	-	-	-	-	6.1	8.9*	4.0	6.6*	2.8	5.1*	2.0	4.2*	1.5	2.3*	1.5	1.8*	6.9
	Blade	-	-	5.2	9.0	3.4	5.8	2.4	4.0	1.7	2.9	1.9	2.3*	1.8*	1.8*		
	Outriggers	-	-	6.0	9.1*	3.8	6.6*	2.7	5.2*	1.9	4.2*	1.5	2.2*	1.5	2.1*		
	Outriggers	Blade	-	-	6.0	9.1*	3.8	6.6*	2.7	5.2*	1.9	4.2*	1.5	2.2*	1.5	2.1*	
	Two-piece blade	Blade	-	-	7.3	9.1*	4.7	6.6*	3.2	5.2*	2.3	4.2*	1.8	2.1*	1.8	2.1*	
-1.0	-	-	-	-	6.1	9.1*	3.9	6.6*	2.7	5.2*	1.9	4.2*	1.5	2.1*	1.5	2.1*	6.6
	Blade	-	-	7.4	9.1*	4.8	6.6*	3.3	5.2*	2.4	4.2*	1.9	2.2*	1.9	2.1*		
	Outriggers	-	-	5.0	9.1	3.2	5.7	2.2	3.9	1.6	2.9	1.4	2.4*	1.4	2.4*		
	Outriggers	Blade	-	-	5.7	9.2*	3.7	6.7*	2.5	5.2*	1.8	4.0*	1.6	2.4*	1.6	2.4*	
	Two-piece blade	Blade	-	-	5.7	9.2*	3.7	6.7*	2.5	5.2*	1.8	4.0*	1.6	2.4*	1.6	2.4*	
-2.0	-	-	-	-	7.1	9.2*	4.5	6.7*	3.1	5.2*	2.3	4.0*	2.0	2.4*	2.0	2.4*	6.0
	Blade	-	-	4.8	9.4*	3.0	5.5	2.1	3.8	1.6	2.8	1.6	2.8	1.6	2.8		
	Outriggers	-	-	5.6	9.4*	3.4	6.8*	2.4	4.9*	1.8	3.2*	1.8	3.1*	1.8	3.1*		
	Outriggers	Blade	-	-	5.6	9.4*	3.4	6.8*	2.4	4.9*	1.8	3.2*	1.8	3.1*	1.8	3.1*	
	Two-piece blade	Blade	-	-	7.0	9.4*	4.3	6.8*	3.0	4.9*	2.2	3.2*	2.2	3.1*	2.2	3.1*	
-3.0	-	-	-	-	5.6	9.4*	3.5	6.8*	2.4	4.9*	1.8	3.2*	1.8	3.1*	1.8	3.1*	5.2
	Blade	-	-	7.2	9.4*	4.4	6.8*	3.0	4.9*	2.3	3.2*	2.3	3.1*	2.3	3.1*		
	Outriggers	-	-	4.6	8.4*	2.9	5.4	2.1	3.3*	-	-	-	1.9	2.8*			
	Outriggers	Blade	-	-	5.3	8.4*	3.3	5.5*	2.4	3.3*	-	-	2.2	2.8*			
	Two-piece blade	Blade	-	-	5.3	8.4*	3.3	5.5*	2.4	3.3*	-	-	2.2	2.8*			
-4.0	-	-	-	-	6.7	8.4*	4.1	5.5*	2.9	3.3*	-	-	2.7	2.8*	5.2		
	Blade	-	-	5.4	8.4*	3.4	5.5*	2.4	3.3*	-	-	-	2.2	2.8*			
	Outriggers	-	-	6.9	8.4*	4.2	5.5*	3.0	3.3*	-	-	-	2.2	2.8*			
	Outriggers	Blade	-	-	-	-	-	-	-	-	-	-	2.8*	2.8*			
	Two-piece blade	Blade	-	-	-	-	-	-	-	-	-	-	2.8*	2.8*			

Height Can be slewed through 360° In longitudinal position of undercarriage Max. reach * Limited by hydr. capacity

The lift capacities on the load hook of the Liebherr quick coupler SWA 33 without attachment are stated in metric tons (t) and are valid on a firm, level supporting surface with blocked oscillating axle. These capacities can be slewed through 360° with the undercarriage in the transverse position. Capacities in the longitudinal position of the undercarriage (+15°) are specified over the steering axle with the stabilizers raised and over the rigid axle with the stabilizers down. The values apply when the adjusting cylinder is in the optimal position. Indicated loads based on the ISO 10567 standard and do not exceed 75% of tipping or 87% of hydraulic capacity, or are limited by the permissible load of the load hook on the quick coupler (max. 5t). Without the quick coupler, lift capacities will increase by up to 110 kg.

In accordance with the harmonised European Standard EN 474-5, hydraulic excavators used for lifting operations must be equipped with pipe fracture safety valves, an overload warning device, a load hook and a lift capacity chart.

Stick 2.45 m

m	Undercarriage stabilized		3.0m		4.0m		5.0m		6.0m		7.0m		m		
	rear	front													
8.0	-	-	-	-	-	-	-	-	-	-	-	-	1.9*	1.9*	3.6
	Blade	-	-	-	-	-	-	-	-	-	-	-	1.9*	1.9*	
	Outriggers	-	-	-	-	-	-	-	-	-	-	-	1.9*	1.9*	
	Outriggers	Blade	-	-	-	-	-	-	-	-	-	-	1.9*	1.9*	
	Two-piece blade	Blade	-	-	-	-	-	-	-	-	-	-	1.9*	1.9*	
7.0	-	-	-	-	2.7*	2.7*	1.7*	1.7*	-	-	-	-	1.6*	1.6*	5.0
	Blade	-	-	-	2.7*	2.7*	1.7*	1.7*	-	-	-	-	1.6*	1.6*	
	Outriggers	-	-	-	2.7*	2.7*	1.7*	1.7*	-	-	-	-	1.6*	1.6*	
	Outriggers	Blade	-	-	2.7*	2.7*	1.7*	1.7*	-	-	-	-	1.6*	1.6*	
	Two-piece blade	Blade	-	-	2.7*	2.7*	1.7*	1.7*	-	-	-	-	1.6*	1.6*	
6.0	-	-	-	-	3.0*	3.0*	2.6*	2.7*	-	-	-	-	1.5*	1.5*	5.9
	Blade	-	-	-	3.0*	3.0*	2.7*	2.7*	-	-	-	-	1.5*	1.5*	
	Outriggers	-	-	-	3.0*	3.0*	2.7*	2.7*	-	-	-	-	1.5*	1.5*	
	Outriggers	Blade	-	-	3.0*	3.0*	2.7*	2.7*	-	-	-	-	1.5*	1.5*	
	Two-piece blade	Blade	-	-	3.0*	3.0*	2.7*	2.7*	-	-	-	-	1.5*	1.5*	
5.0	-	-	-	-	3.3*	3.3*	2.7*	3.2*	1.9	2.5*	-	-	1.4*	1.4*	6.6
	Blade	-	-	-	3.3*	3.3*	3.0	3.2*	2.1	2.5*	-	-	1.4*	1.4*	
	Outriggers	-	-	-	3.3*	3.3*	3.0	3.2*	2.1	2.5*	-	-	1.4*	1.4*	
	Outriggers	Blade	-	-	3.3*	3.3*	3.2*	3.2*	2.5*	2.5*	-	-	1.4*	1.4*	
	Two-piece blade	Blade	-	-	3.3*	3.3*	3.0	3.2*	2.2	2.5*	-	-	1.4*	1.4*	
4.0	-	-	-	-	4.1*	4.1*	2.7	3.8*	1.9	3.1*	-	-	1.4*	1.4*	7.0
	Blade	-	-	-	4.1*	4.1*	3.0	3.8*	2.1	3.1*	-	-	1.4*	1.4*	
	Outriggers	-	-	-	4.1*	4.1*	3.0	3.8*	2.2	3.1*	-	-	1.4*	1.4*	
	Outriggers	Blade	-	-	4.1*	4.1*	3.5	3.8*	2.6	3.1*	-	-	1.4*	1.4*	
	Two-piece blade	Blade	-	-	4.1*	4.1*	3.5	3.8*	2.6	3.1*	-	-	1.4*	1.4*	
3.0	-	-	-	-	5.5	7.2*	3.6	5.4*	2.6	4.2	1.4	2.1*	1.3	1.5*	7.2
	Blade	-	-	-	6.2	7.2*	4.0	5.4*	2.9	4.5*	1.6	2.1*	1.5*	1.5*	
	Outriggers	-	-	-	6.2	7.2*	4.0	5.4*	3.0	4.5*	1.6	2.1*	1.5*	1.5*	
	Outriggers	Blade	-	-	7.2*	7.2*	4.7	5.4*	3.4	4.5*	1.9	2.1*	1.5*	1.5*	
	Two-piece blade	Blade	-	-	6.2	7.2*	4.1	5.4*	3.0	4.5*	1.6	2.1*	1.5*	1.5*	
2.0	-	-	-	-	5.4	8.5*	3.6	5.7	2.6	4.1	1.3	2.3	1.2	1.5*	7.3
	Blade	-	-	-	6.0	8.5*	4.0	6.1*	2.9	4.8*	1.5	2.6*	1.4	1.5*	
	Outriggers	-	-	-	6.0	8.5*	4.0	6.1*	2.9	4.8*	1.5	2.6*	1.4	1.5*	
	Outriggers	Blade	-	-	7.2	8.5*	4.7	6.1*	3.4	4.8*	1.9	2.6*	1.5*	1.5*	
	Two-piece blade	Blade	-	-	6.1	8.5*	4.0	6.1*	2.9	4.8*	1.6	2.6*	1.4	1.5*	
1.0	-	-	-	-	5.4	8.9*	3.6	5.7	2.5	4.1	1.3	2.3	1.2	1.6*	7.3
	Blade	-	-	-	6.0	8.9*	4.0	6.5*	2.8	5.1*	1.5	2.8*	1.4	1.6*	
	Outriggers	-	-	-	6.0	8.9*	4.0	6.5*	2.8	5.1*	1.5	2.8*	1.4	1.6*	
	Outriggers	Blade	-	-	7.2	8.9*	4.7	6.5*	3.4	5.1*	1.8	2.8*	1.6*	1.6*	
	Two-piece blade	Blade	-	-	6.1	8.9*	4.0	6.5*	2.9	5.1*	1.5	2.8*	1.4	1.6*	
0	-	-	-	-	5.3	9.0	3.4	5.7	2.4	4.0	1.3	2.2	1.2	1.8*	7.1
	Blade	-	-	-	6.0	9.0*	3.8	6.5*	2.7	5.1*	1.4	2.4*	1.4	1.8*	
	Outriggers	-	-	-	6.0	9.0*	3.8	6.5*	2.7	5.1*	1.4	2.4*	1.4	1.8*	
	Outriggers	Blade	-	-	7.2	9.0*	4.7	6.5*	3.2	5.1*	1.8	2.4*	1.7	1.8*	
	Two-piece blade	Blade	-	-	6.1	9.0*	3.9	6.5*	2.7	5.1*	1.5	2.4*	1.4	1.8*	
-1.0	-	-	-	-	5.0	9.1	3.2	5.8	2.2	3.9	1.3	2.2	1.3	2.1*	6.8
	Blade	-	-	-	5.7	9.1*	3.7	6.6*	2.5	5.2*	1.5	2.6*	1.5	2.1*	
	Outriggers	-	-	-	5.7	9.1*	3.7	6.6*	2.5	5.2*	1.5	2.6*	1.5	2.1*	
	Outriggers	Blade	-	-	7.2	9.1*	4.5	6.6*	3.1	5.2*	1.8	2.6*	1.8	2.1*	
	Two-piece blade	Blade	-	-	5.8	9.1*	3.7	6.6*	2.6	5.2*	1.9	2.6*	1.5	2.1*	
-2.0	-	-	-	-	4.8	9.3	3.0	5.5	2.1	3.8	1.3	2.2	1.4	2.6	6.3
	Blade	-	-	-	5.5	9.3*	3.5	6.8*	2.4	5.1*	1.5	2.8	1.7	2.7*	
	Outriggers	-	-	-	5.6	9.3*	3.5	6.8*	2.4	5.1*	1.5	2.8	1.7	2.7*	
	Outriggers	Blade	-	-	7.0	9.3*	4.3	6.8*	3.0	5.1*	1.8	2.8	2.1	2.7*	
	Two-piece blade	Blade	-	-	5.6	9.3*	3.5	6.8*	2.4	5.1*	1.8	2.8	1.7	2.7*	
-3.0	-	-	-	-	4.6	8.8*	2.9	5.4	2.0	3.7	1.3	2.2	1.4	2.7*	5.5
	Blade	-	-	-	5.3	8.8*	3.3	5.9*	2.3	3.8*	1.5	2.7*	1.5	2.7*	
	Outriggers	-	-	-	5.3	8.8*	3.3	5.9*	2.3	3.8*	1.5	2.7*	1.5	2.7*	
	Outriggers	Blade	-	-	6.7	8.8*	4.1	5.9*	2.9	3.8*	1.8	2.7*	2.1	2.7*	
	Two-piece blade	Blade	-	-	5.4	8.8*	3.4	5.9*	2.4	3.8*	1.8	2.7*	1.7	2.7*	
-4.0	-	-	-	-	6.9	8.8*	4.2	5.9*	3.0	3.8*	1.8	2.7*	2.1	2.7*	3.0
	Blade	-	-	-	-	-	-	-	-	-	-	-	4.6	5.5*	
	Outriggers	-	-	-	-	-	-	-	-	-	-	-	5.4	5.5*	
	Outriggers	Blade	-	-	-	-	-	-	-	-	-	-	5.5*	5.5*	
	Two-piece blade	Blade	-	-	-	-	-	-	-	-	-	-	5.4	5.5*	

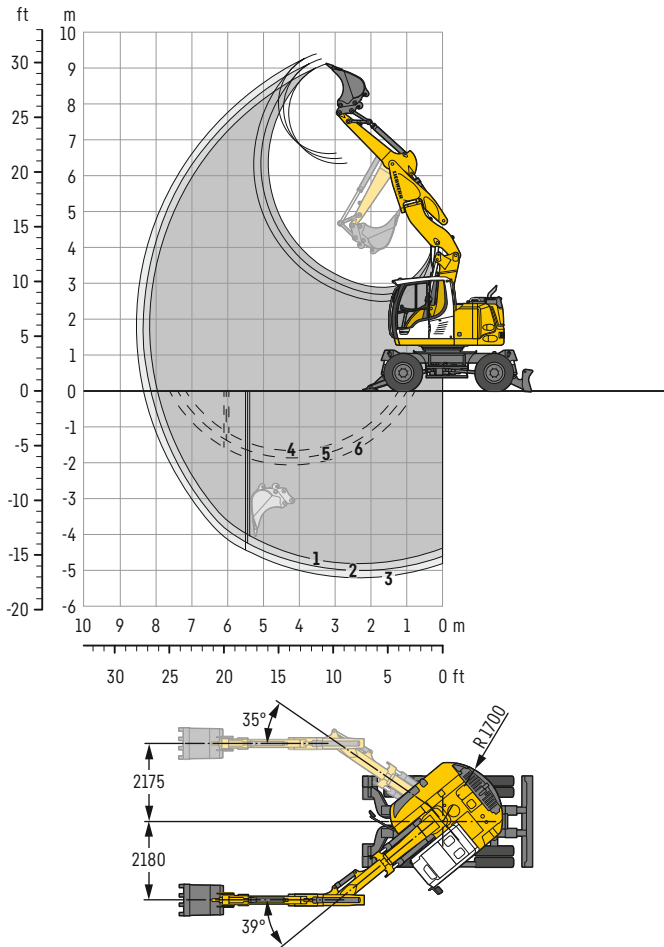
Height Can be slewed through 360° In longitudinal position of undercarriage Max. reach * Limited by hydr. capacity

The lift capacities on the load hook of the Liebherr quick coupler SWA 33 without attachment are stated in metric tons (t) and are valid on a firm, level supporting surface with blocked oscillating axle. These capacities can be slewed through 360° with the undercarriage in the transverse position. Capacities in the longitudinal position of the undercarriage (+15°) are specified over the steering axle with the stabilizers raised and over the rigid axle with the stabilizers down. The values apply when the adjusting cylinder is in the optimal position. Indicated loads based on the ISO 10567 standard and do not exceed 75% of tipping or 87% of hydraulic capacity, or are limited by the permissible load of the load hook on the quick coupler (max. 5t). Without the quick coupler, lift capacities will increase by up to 110 kg.

In accordance with the harmonised European Standard EN 474-5, hydraulic excavators used for lifting operations must be equipped with pipe fracture safety valves, an overload warning device, a load hook and a lift capacity chart.

Backhoe bucket

with offset two-piece boom 4.70 m



Digging envelope

with quick coupler	1	2	3	
Stick length	m	2.05	2.25	2.45
Max. digging depth	m	4.80	5.00	5.20
Max. reach at ground level	m	7.95	8.15	8.35
Max. dumping height	m	6.35	6.50	6.65
Max. teeth height	m	9.10	9.25	9.40
Min. equipment radius	m	2.09	2.12	2.14

1 with stick 2.05 m	4 with stick 2.05 m
2 with stick 2.25 m	5 with stick 2.25 m
3 with stick 2.45 m	6 with stick 2.45 m
with set straight boom	at max. equipment offset with vertical ditch walls

Digging forces

without quick coupler	1	2	3	
Max. digging force (ISO 6015)	kN	67.5	62.9	59.0
	t	6.9	6.4	6.0
Max. breakout force (ISO 6015)	kN	76.4	76.4	76.4
	t	7.8	7.8	7.8

Max. breakout force with ripper bucket 102.2kN (10.4t)

Operating weight

The operating weight includes the basic machine with 8 tyres plus intermediate rings, offset two-piece boom 4.70 m, stick 2.25 m, quick coupler SWA 33 and bucket 650 mm / 0.36 m³.

Undercarriage versions	Weight (kg)
A 913 Compact Litronic with rear outriggers + front blade	15,100
A 913 Compact Litronic with rear two-piece + front blade	15,400

Buckets Machine stability per ISO 10567* (75% of tipping capacity)

Cutting width mm	Capacity ISO 7451 ¹⁾ m ³	Weight kg	Stabilizers raised			Rear outriggers + front blade down			Rear two-piece + front blade down		
			Stick length (m)			Stick length (m)			Stick length (m)		
			2.05	2.25	2.45	2.05	2.25	2.45	2.05	2.25	2.45
500 ²⁾	0.28	250	■	■	■	■	■	■	■	■	■
550 ²⁾	0.29	260	■	■	■	■	■	■	■	■	■
650 ²⁾	0.36	290	■	■	■	■	■	■	■	■	■
850 ²⁾	0.50	340	■	■	■	■	■	■	■	■	■
1,050 ²⁾	0.65	380	■	■	■	■	■	■	■	■	■
1,250 ²⁾	0.80	430	△	-	-	■	■	■	■	■	■
500 ³⁾	0.30	240	■	■	■	■	■	■	■	■	■
550 ³⁾	0.31	250	■	■	■	■	■	■	■	■	■
650 ³⁾	0.39	270	■	■	■	■	■	■	■	■	■
850 ³⁾	0.53	320	■	■	■	■	■	■	■	■	■
1,050 ³⁾	0.71	370	△	△	△	■	■	■	■	■	■
1,250 ³⁾	0.87	420	-	-	-	■	■	■	■	■	■

* Indicated loads are based on ISO 10567 and do not exceed 75% of tipping or 87% of hydraulic capacity, max. stick length without quick coupler, lifted 360° on firm with blocked oscillating axle
¹⁾ comparable with SAE (heaped)

²⁾ Bucket with teeth (also available in HD version)

³⁾ Bucket with cutting edge (also available in HD version)











Buckets with 500 mm cutting width with limited digging depth

Max. material weight ■ = ≤ 1.8t/m³, ■ = ≤ 1.5t/m³, △ = ≤ 1.2t/m³, - = not authorised

Lift capacities

with offset two-piece boom 4.70 m

Stick 2.05 m

m	Undercarriage stabilized		3.0 m		4.0 m		5.0 m		6.0 m		7.0 m		m		
	rear	front													
7.0	-	-			2.6*	2.6*							1.9*	1.9*	4.4
	Outriggers	Blade			2.6*	2.6*							1.9*	1.9*	
	Two-piece blade	Blade			2.6*	2.6*							1.9*	1.9*	
6.0	-	-			3.5*	3.5*	2.6	2.6*					1.7*	1.7*	5.4
	Outriggers	Blade			3.5*	3.5*	2.6*	2.6*					1.7*	1.7*	
	Two-piece blade	Blade			3.5*	3.5*	2.6*	2.6*					1.7*	1.7*	
5.0	-	-			3.8	4.1*	2.6	3.6*	1.8	1.9*			1.7*	1.7*	6.1
	Outriggers	Blade			4.1*	4.1*	3.4	3.6*	1.9*	1.9*			1.7*	1.7*	
	Two-piece blade	Blade			4.1*	4.1*	3.5	3.6*	1.9*	1.9*			1.7*	1.7*	
4.0	-	-	5.7	5.9*	3.7	4.8*	2.6	4.1*	1.8	3.1			1.5	1.7*	6.5
	Outriggers	Blade	5.9*	5.9*	4.8*	4.8*	3.5	4.1*	2.5	3.1*			1.7*	1.7*	
	Two-piece blade	Blade	5.9*	5.9*	4.8*	4.8*	3.5	4.1*	2.5	3.1*			1.7*	1.7*	
3.0	-	-	5.5	7.3*	3.6	5.4*	2.6	4.1	1.8	3.0			1.3	1.7*	6.8
	Outriggers	Blade	7.2	7.3*	4.7	5.4*	3.4	4.4*	2.4	3.8*			1.7*	1.7*	
	Two-piece blade	Blade	7.3*	7.3*	4.8	5.4*	3.5	4.4*	2.5	3.8*			1.7*	1.7*	
2.0	-	-	5.3	8.4*	3.6	5.6	2.5	4.1	1.7	3.0			1.2	1.9*	6.9
	Outriggers	Blade	7.0	8.4*	4.6	6.0*	3.4	4.7*	2.4	4.0*			1.8	1.9*	
	Two-piece blade	Blade	7.2	8.4*	4.7	6.0*	3.5	4.7*	2.5	4.0*			1.8	1.9*	
1.0	-	-	5.3	8.6*	3.6	5.6	2.4	4.1	1.6	2.9			1.2	2.1*	6.9
	Outriggers	Blade	7.0	8.6*	4.6*	6.3*	3.3	4.9*	2.3	4.0*			1.8	2.1*	
	Two-piece blade	Blade	7.2	8.6*	4.7	6.3*	3.3	4.9*	2.4	4.0*			1.8	2.1*	
0	-	-	5.2	8.7	3.4	5.7	2.2	3.9	1.5	2.8			1.2	2.3	6.7
	Outriggers	Blade	7.2	8.7*	4.7	6.3*	3.1	4.9*	2.2	4.0*			1.8	2.3*	
	Two-piece blade	Blade	7.3	8.7*	4.8	6.3*	3.2	4.9*	2.3	4.0*			1.9	2.3*	
-1.0	-	-	4.9	8.9	3.1	5.6	2.0	3.7	1.4	2.7			1.3	2.5	6.3
	Outriggers	Blade	7.1	8.9*	4.3	6.4*	2.9	5.0*	2.1	3.8*			1.9	2.8*	
	Two-piece blade	Blade	7.3	8.9*	4.5	6.4*	3.0	5.0*	2.2	3.8*			2.0	2.8*	
-2.0	-	-	4.6	9.2*	2.8	5.3	1.9	3.6					1.5	2.9	5.7
	Outriggers	Blade	6.8	9.2*	4.1	6.5*	2.8	4.6*					2.2	3.2*	
	Two-piece blade	Blade	6.9	9.2*	4.2	6.5*	2.9	4.6*					2.3	3.2*	
-3.0	-	-	4.3	7.8*	2.7	5.0*							1.9	2.9*	4.9
	Outriggers	Blade	6.4	7.8*	3.9	5.0*							2.8	2.9*	
	Two-piece blade	Blade	6.6	7.8*	4.0	5.0*							2.9	2.9*	
-4.0	-	-													
	Outriggers	Blade													
	Two-piece blade	Blade													

 Height  Can be steered through 360°  In longitudinal position of undercarriage  Max. reach * Limited by hydr. capacity

The lift capacities on the load hook of the Liebherr quick coupler SWA 33 without attachment are stated in metric tons (t) and are valid on a firm, level supporting surface with blocked oscillating axle. These capacities can be slewed through 360° with the undercarriage in the transverse position. Capacities in the longitudinal position of the undercarriage (+15°) are specified over the steering axle with the stabilizers raised and over the rigid axle with the stabilizers down. The values apply when the adjusting cylinder is in the optimal position. Indicated loads based on the ISO 10567 standard and do not exceed 75% of tipping or 87% of hydraulic capacity, or are limited by the permissible load of the load hook on the quick coupler (max. 5t). Without the quick coupler, lift capacities will increase by up to 110 kg.

In accordance with the harmonised European Standard EN 474-5, hydraulic excavators used for lifting operations must be equipped with pipe fracture safety valves, an overload warning device, a load hook and a lift capacity chart.

Lift capacities

with offset two-piece boom 4.70 m

Stick 2.25 m













m	Undercarriage stabilized		3.0 m		4.0 m		5.0 m		6.0 m		7.0 m		m
	rear	front											
7.0	-	-			2.7*	2.7*					1.7*	1.7*	4.7
	Outriggers	Blade			2.7*	2.7*					1.7*	1.7*	
	Two-piece blade	Blade			2.7*	2.7*					1.7*	1.7*	
6.0	-	-					2.6	2.6*					5.6
	Outriggers	Blade					2.6*	2.6*					
	Two-piece blade	Blade					2.6*	2.6*					
5.0	-	-			3.7*	3.7*	2.7	3.4*	1.8	2.2*			6.3
	Outriggers	Blade			3.7*	3.7*	3.4*	3.4*	2.2*	2.2*			
	Two-piece blade	Blade			3.7*	3.7*	3.4*	3.4*	2.2*	2.2*			
4.0	-	-	5.2*	5.2*	3.7	4.6*	2.7	4.0*	1.8	3.1			6.7
	Outriggers	Blade	5.2*	5.2*	4.6*	4.6*	3.5	4.0*	2.5	3.1*			
	Two-piece blade	Blade	5.2*	5.2*	4.6*	4.6*	3.5	4.0*	2.6	3.1*			
3.0	-	-	5.5	7.0*	3.6	5.2*	2.6	4.1	1.8	3.1			7.0
	Outriggers	Blade	7.0*	7.0*	4.7	5.2*	3.4	4.3*	2.5	3.7*			
	Two-piece blade	Blade	7.0*	7.0*	4.8	5.2*	3.5	4.3*	2.5	3.7*			
2.0	-	-	5.3	8.2*	3.5	5.6	2.6	4.0	1.8	3.0	1.2	2.1*	7.1
	Outriggers	Blade	7.0	8.2*	4.6	5.8*	3.4	4.6*	2.4	3.9*	1.8	2.1*	
	Two-piece blade	Blade	7.2	8.2*	4.7	5.8*	3.5	4.6*	2.5	3.9*	1.8	2.1*	
1.0	-	-	5.3	8.5*	3.6	5.5	2.4	4.1	1.7	2.9	1.2	2.1*	7.1
	Outriggers	Blade	7.0	8.5*	4.6	6.2*	3.3	4.8*	2.3	4.0*	1.7	2.1*	
	Two-piece blade	Blade	7.1	8.5*	4.7	6.2*	3.4	4.8*	2.4	4.0*	1.8	2.1*	
0	-	-	5.2	8.6	3.4	5.6	2.3	4.0	1.6	2.8			6.9
	Outriggers	Blade	7.1	8.7*	4.7	6.3*	3.1	4.9*	2.2	4.0*			
	Two-piece blade	Blade	7.2	8.7*	4.8	6.3*	3.2	4.9*	2.3	4.0*			
-1.0	-	-	4.9	8.8	3.1	5.7	2.1	3.8	1.5	2.7			6.5
	Outriggers	Blade	7.1	8.8*	4.4	6.3*	2.9	5.0*	2.1	3.9*			
	Two-piece blade	Blade	7.3	8.8*	4.5	6.3*	3.0	5.0*	2.2	3.9*			
-2.0	-	-	4.7	9.1*	2.8	5.4	1.9	3.6					6.0
	Outriggers	Blade	6.8	9.1*	4.1	6.5*	2.8	4.8*					
	Two-piece blade	Blade	7.0	9.1*	4.2	6.5*	2.9	4.8*					
-3.0	-	-	4.3	8.3*	2.7	5.2	1.9	3.3*					5.2
	Outriggers	Blade	6.5	8.3*	3.9	5.4*	2.7	3.3*					
	Two-piece blade	Blade	6.6	8.3*	4.0	5.4*	2.8	3.3*					
-4.0	-	-											
	Outriggers	Blade											

Height Can be steered through 360° In longitudinal position of undercarriage Max. reach * Limited by hydr. capacity

The lift capacities on the load hook of the Liebherr quick coupler SWA 33 without attachment are stated in metric tons (t) and are valid on a firm, level supporting surface with blocked oscillating axle. These capacities can be slewed through 360° with the undercarriage in the transverse position. Capacities in the longitudinal position of the undercarriage (+15°) are specified over the steering axle with the stabilizers raised and over the rigid axle with the stabilizers down. The values apply when the adjusting cylinder is in the optimal position. Indicated loads based on the ISO 10567 standard and do not exceed 75% of tipping or 87% of hydraulic capacity, or are limited by the permissible load of the load hook on the quick coupler (max. 5t). Without the quick coupler, lift capacities will increase by up to 110 kg.

In accordance with the harmonised European Standard EN 474-5, hydraulic excavators used for lifting operations must be equipped with pipe fracture safety valves, an overload warning device, a load hook and a lift capacity chart.

Stick 2.45 m

		Undercarriage stabilized		3.0 m		4.0 m		5.0 m		6.0 m		7.0 m				
m	rear	front													m	
	7.0	-	-													1.5*
	Outriggers	Blade												1.5*	1.5*	
	Two-piece blade	Blade												1.5*	1.5*	
6.0	-	-						2.6*	2.6*					1.4*	1.4*	5.9
	Outriggers	Blade						2.6*	2.6*					1.4*	1.4*	
	Two-piece blade	Blade						2.6*	2.6*					1.4*	1.4*	
5.0	-	-			3.4*	3.4*	2.7	3.2*	1.9	2.4*				1.4*	1.4*	6.5
	Outriggers	Blade			3.4*	3.4*	3.2*	3.2*	2.4*	2.4*				1.4*	1.4*	
	Two-piece blade	Blade			3.4*	3.4*	3.2*	3.2*	2.4*	2.4*				1.4*	1.4*	
4.0	-	-			3.7	4.2*	2.7	3.8*	1.9	3.1*				1.3	1.4*	6.9
	Outriggers	Blade			4.2*	4.2*	3.4	3.8*	2.5	3.1*				1.4*	1.4*	
	Two-piece blade	Blade			4.2*	4.2*	3.5	3.8*	2.6	3.1*				1.4*	1.4*	
3.0	-	-	5.5	6.7*	3.6	5.1*	2.6	4.1	1.8	3.1	1.3	2.0*	1.2	1.4*	7.2	
	Outriggers	Blade	6.7*	6.7*	4.7	5.1*	3.4	4.2*	2.5	3.6*	1.8	2.0*	1.4*	1.4*		
	Two-piece blade	Blade	6.7*	6.7*	4.8	5.1*	3.5	4.2*	2.6	3.6*	1.9	2.0*	1.4*	1.4*		
2.0	-	-	5.3	8.0*	3.5	5.5	2.6	4.0	1.8	3.0	1.2	2.2	1.1	1.5*	7.3	
	Outriggers	Blade	7.0	8.0*	4.6	5.7*	3.4	4.5*	2.4	3.8*	1.8	2.4*	1.5*	1.5*		
	Two-piece blade	Blade	7.1	8.0*	4.7	5.7*	3.4	4.5*	2.5	3.8*	1.8	2.4*	1.5*	1.5*		
1.0	-	-	5.3	8.4*	3.5	5.5	2.5	4.0	1.7	2.9	1.2	2.2	1.1	1.6*	7.3	
	Outriggers	Blade	7.0	8.4*	4.6	6.1*	3.3	4.8*	2.3	3.9*	1.7	2.6*	1.6	1.6*		
	Two-piece blade	Blade	7.1	8.4*	4.6	6.1*	3.4	4.8*	2.4	3.9*	1.8	2.6*	1.6*	1.6*		
0	-	-	5.3	8.6	3.4	5.6	2.3	4.0	1.6	2.8	1.1	2.1	1.1	1.8*	7.1	
	Outriggers	Blade	7.0	8.6*	4.6	6.2*	3.2	4.8*	2.2	4.0*	1.7	2.1*	1.6	1.8*		
	Two-piece blade	Blade	7.2	8.6*	4.7	6.2*	3.3	4.8*	2.3	4.0*	1.7	2.1*	1.7	1.8*		
-1.0	-	-	4.9	8.7	3.2	5.7	2.1	3.8	1.5	2.7			1.2	2.2*	6.7	
	Outriggers	Blade	7.1	8.7*	4.5	6.3*	3.0	4.9*	2.1	3.9*			1.7	2.2*		
	Two-piece blade	Blade	7.3	8.7*	4.6	6.3*	3.1	4.9*	2.2	3.9*			1.8	2.2*		
-2.0	-	-	4.7	8.9*	2.9	5.4	1.9	3.6	1.4	2.7			1.3	2.5	6.2	
	Outriggers	Blade	6.9	8.9*	4.1	6.5*	2.8	4.9*	2.0	3.4*			1.9	2.7*		
	Two-piece blade	Blade	7.1	8.9*	4.2	6.5*	2.9	4.9*	2.1	3.4*			2.0	2.7*		
-3.0	-	-	4.3	8.6*	2.7	5.2	1.8	3.5					1.6	2.9*	5.4	
	Outriggers	Blade	6.5	8.6*	3.9	5.8*	2.7	3.8*					2.4	2.9*		
	Two-piece blade	Blade	6.7	8.6*	4.0	5.8*	2.8	3.8*					2.4	2.9*		
-4.0	-	-	4.2	5.4*									3.3	4.1*	3.5	
	Outriggers	Blade	5.4*	5.4*									4.1*	4.1*		
	Two-piece blade	Blade	5.4*	5.4*									4.1*	4.1*		

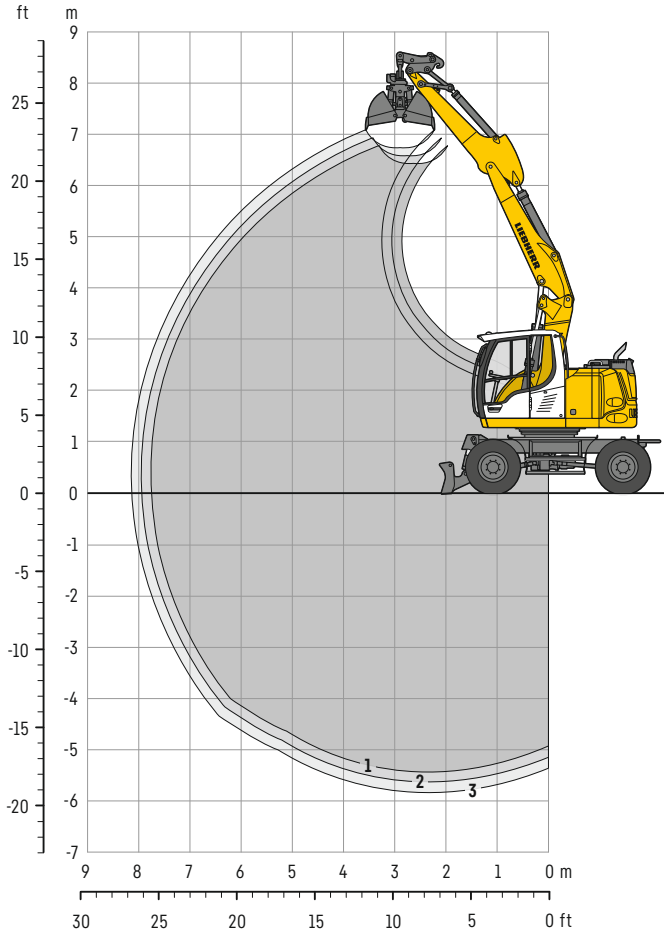
 Height  Can be steered through 360°  In longitudinal position of undercarriage  Max. reach * Limited by hydr. capacity

The lift capacities on the load hook of the Liebherr quick coupler SWA 33 without attachment are stated in metric tons (t) and are valid on a firm, level supporting surface with blocked oscillating axle. These capacities can be slewed through 360° with the undercarriage in the transverse position. Capacities in the longitudinal position of the undercarriage (+15°) are specified over the steering axle with the stabilizers raised and over the rigid axle with the stabilizers down. The values apply when the adjusting cylinder is in the optimal position. Indicated loads based on the ISO 10567 standard and do not exceed 75% of tipping or 87% of hydraulic capacity, or are limited by the permissible load of the load hook on the quick coupler (max. 5t). Without the quick coupler, lift capacities will increase by up to 110 kg.

In accordance with the harmonised European Standard EN 474-5, hydraulic excavators used for lifting operations must be equipped with pipe fracture safety valves, an overload warning device, a load hook and a lift capacity chart.

Clamshell grab

with two-piece boom 4.65 m



Digging envelope

with quick coupler	1	2	3
Stick length	m 2.05	2.25	2.45
Max. digging depth	m 5.45	5.65	5.85
Max. reach at ground level	m 7.75	7.95	8.15
Max. dumping height	m 6.45	6.60	6.75

Operating weight

The operating weight includes the basic machine with 8 tyres plus intermediate rings, two-piece boom 4.65 m, stick 2.25 m, quick coupler SWA 33 and clamshell grab GM 5B / 0.20 m³ (600 mm without ejector).

Undercarriage versions	Weight (kg)
A 913 Compact Litronic with rear blade	14,000
A 913 Compact Litronic with rear outriggers	14,100
A 913 Compact Litronic with rear outriggers + front blade	14,600
A 913 Compact Litronic with rear two-piece blade	14,300
A 913 Compact Litronic with rear two-piece + front blade	14,900

Clamshell grabs GM 5B Machine stability per ISO 10567* (75% of tipping capacity)

Width of clamshells mm	Capacity m ³	Weight kg	Stabilizers raised			Rear blade down			Rear outriggers down			Rear outriggers + front blade down			Rear two-piece blade down			Rear two-piece + front blade down		
			Stick length (m)			Stick length (m)			Stick length (m)			Stick length (m)			Stick length (m)			Stick length (m)		
			2.05	2.25	2.45	2.05	2.25	2.45	2.05	2.25	2.45	2.05	2.25	2.45	2.05	2.25	2.45	2.05	2.25	2.45
300 ¹⁾	0.10	530	■	■	■	■	■	■	■	■	■	■	■	■	■	■	■	■	■	■
400 ¹⁾	0.13	560	■	■	■	■	■	■	■	■	■	■	■	■	■	■	■	■	■	■
600 ¹⁾	0.20	470	■	■	■	■	■	■	■	■	■	■	■	■	■	■	■	■	■	■
800 ¹⁾	0.27	590	■	■	■	■	■	■	■	■	■	■	■	■	■	■	■	■	■	■
1,000 ¹⁾	0.34	710	■	■	■	■	■	■	■	■	■	■	■	■	■	■	■	■	■	■
300 ²⁾	0.10	570	■	■	■	■	■	■	■	■	■	■	■	■	■	■	■	■	■	■
400 ²⁾	0.13	610	■	■	■	■	■	■	■	■	■	■	■	■	■	■	■	■	■	■

* Indicated loads are based on ISO 10567 and do not exceed 75% of tipping or 87% of hydraulic capacity, max. stick length without quick coupler, lifted 360° on firm with blocked oscillating axle

¹⁾ without ejector

²⁾ with ejector

Max. material weight ■ = ≤ 1.8 t/m³, ■ = ≤ 1.5 t/m³, △ = ≤ 1.2 t/m³, - = not authorised

Equipments

Clamshell grabs / ditch cleaning buckets / tilt buckets

Clamshell grabs GM 5B Machine stability per ISO 10567* (75% of tipping capacity)

Width of clamshells mm	Capacity m ³	Weight kg	Stabilizers raised			Rear outriggers + front blade down			Rear two-piece + front blade down		
			Stick length (m)			Stick length (m)			Stick length (m)		
			2.05	2.25	2.45	2.05	2.25	2.45	2.05	2.25	2.45
Offset two-piece boom 4.70 m											
300 ¹⁾	0.10	530	■	■	■	■	■	■	■	■	■
400 ¹⁾	0.13	560	■	■	■	■	■	■	■	■	■
600 ¹⁾	0.20	470	■	■	■	■	■	■	■	■	■
800 ¹⁾	0.27	590	■	■	■	■	■	■	■	■	■
1,000 ¹⁾	0.34	710	■	■	■	■	■	■	■	■	■
300 ²⁾	0.10	570	■	■	■	■	■	■	■	■	■
400 ²⁾	0.13	610	■	■	■	■	■	■	■	■	■

* Indicated loads are based on ISO 10567 and do not exceed 75% of tipping or 87% of hydraulic capacity, max. stick length without quick coupler, lifted 360° on firm with blocked oscillating axle

¹⁾ without ejector

²⁾ with ejector

Max. material weight ■ = ≤ 1.8t/m³, ■ = ≤ 1.5t/m³, △ = ≤ 1.2t/m³, - = not authorised

Ditch cleaning buckets Machine stability per ISO 10567* (75% of tipping capacity)

Cutting width mm	Capacity ISO 7451 ¹⁾ m ³	Weight kg	Stabilizers raised			Rear blade down			Rear outriggers down			Rear outriggers + front blade down			Rear two-piece blade down			Rear two-piece + front blade down		
			Stick length (m)			Stick length (m)			Stick length (m)			Stick length (m)			Stick length (m)			Stick length (m)		
			2.05	2.25	2.45	2.05	2.25	2.45	2.05	2.25	2.45	2.05	2.25	2.45	2.05	2.25	2.45	2.05	2.25	2.45
Two-piece boom 4.65 m																				
1,600 ²⁾	0.55	640	■	■	■	■	■	■	■	■	■	■	■	■	■	■	■	■	■	■
2,000 ²⁾	0.50	660	■	■	■	■	■	■	■	■	■	■	■	■	■	■	■	■	■	■
1,500 ³⁾	0.50	360	■	■	■	■	■	■	■	■	■	■	■	■	■	■	■	■	■	■
2,000 ³⁾	0.48	350	■	■	■	■	■	■	■	■	■	■	■	■	■	■	■	■	■	■
2,000 ³⁾	0.65	390	■	■	■	■	■	■	■	■	■	■	■	■	■	■	■	■	■	■
Offset two-piece boom 4.70 m																				
1,500 ³⁾	0.50	360	■	■	■	-	-	-	-	-	-	■	■	■	-	-	-	■	■	■
1,600 ²⁾	0.55	640	■	△	△	-	-	-	-	-	-	■	■	■	-	-	-	■	■	■
2,000 ²⁾	0.50	660	■	■	△	-	-	-	-	-	-	■	■	■	-	-	-	■	■	■
2,000 ³⁾	0.48	350	■	■	■	-	-	-	-	-	-	■	■	■	-	-	-	■	■	■
2,000 ³⁾	0.65	390	■	△	△	-	-	-	-	-	-	■	■	■	-	-	-	■	■	■

Tilt buckets Machine stability per ISO 10567* (75% of tipping capacity)

Cutting width mm	Capacity ISO 7451 ¹⁾ m ³	Weight kg	Stabilizers raised			Rear blade down			Rear outriggers down			Rear outriggers + front blade down			Rear two-piece blade down			Rear two-piece + front blade down		
			Stick length (m)			Stick length (m)			Stick length (m)			Stick length (m)			Stick length (m)			Stick length (m)		
			2.05	2.25	2.45	2.05	2.25	2.45	2.05	2.25	2.45	2.05	2.25	2.45	2.05	2.25	2.45	2.05	2.25	2.45
Two-piece boom 4.65 m																				
1,500 ²⁾	0.60	660	■	△	△	■	■	■	■	■	■	■	■	■	■	■	■	■	■	■
Offset two-piece boom 4.70 m																				
1,500 ²⁾	0.60	660	△	△	-	-	-	-	-	-	-	■	■	■	-	-	-	■	■	■

* Indicated loads are based on ISO 10567 and do not exceed 75% of tipping or 87% of hydraulic capacity, max. stick length without quick coupler, lifted 360° on firm with blocked oscillating axle

¹⁾ comparable with SAE (heaped)

²⁾ with 2 x 50° rotator

³⁾ rigid ditch cleaning bucket

Max. material weight ■ = ≤ 1.8t/m³, ■ = ≤ 1.5t/m³, △ = ≤ 1.2t/m³, - = not authorised

Equipment

Undercarriage

Dual-circuit braking system	●
Rear stabilizer blade	+
Rear + front stabilizer blade	+
4-wheel steering (front wheel steering, 4-wheel steering, crab steering)	+
Trailer coupling with bolt, automatic (stabilizer blade)	+
Digging brake, automatic	●
Tyres (twin tyres) Liebherr EM 22 290/90-20	●
Tyres (twin tyres) Mitas EM 22	+
Individual control outriggers / two-piece stabilizer blade	+
Travel speed levels (four)	●
Rear two-piece stabilizer blade	+
Rear two-piece + front stabilizer blade	+
Hydraulic connection for tipping the trailer	+
Mudguards (rear and front)	+
Load holding valve on each stabilization cylinder	●
Powershift transmission, semiautomatic	●
Parking brake, maintenance-free	●
Rear outriggers	+
Rear outriggers + front stabilizer blade	+
Tyres, variants	+
Protection for travel drive	+
Protection for piston rods, stabilizer cylinder	+
Speeder**	+
Storage compartment left	●
Storage compartment right	+
Power socket for lighting extension coupling, 24 V (rear)	+
Tool equipment, extended	+

Uppercarriage

Uppercarriage rear light, 2 pieces, LED	+
Uppercarriage right side light, 1 piece, LED	+
Refuelling system with filling pump	+
Main battery switch for electrical system	●
Engine hood with gas spring	●
Amber beacon, at uppercarriage, LED double flash	+
Service doors, lockable	●

Hydraulic system

Shut-off valve between hydraulic tank and pump(s)	●
Pressure test fittings	●
Accumulator for controlled lowering of the equipment with the engine shut down	●
High pressure circuit, permanent drive	+
Hydraulic oil filter with integrated microfilter	●
Liebherr hydraulic oil from -20 °C to +40 °C	●
Liebherr hydraulic oil, biologically degradable	+
Liebherr hydraulic oil, specially for warm or cold regions	+
Bypass filter	+
Switchover high pressure circuit and tipping cylinder	+
Switchover high pressure circuit and two-piece boom	+

Diesel engine

Deutz particle filter	●
Fuel anti-theft device	+
Reversible fan drive, fully automatic	+
Air pre-filter with dust discharge	+
Automatic engine shut-down (time adjustable)	+
Preheating fuel*	+

Cab

Storage compartment	●
Stabilizer, proportional control on left joystick	●
Cab lights rear, halogen	+
Cab lights rear, LED	+
Cab lights front, halogen (above rain cover)	+
Cab lights front, halogen (under rain cover)	●
Cab lights front, LED (above rain cover)	+
Cab lights front, LED (under rain cover)	+
Exterior mirror, electrical adjustable, with heating	+
Mechanical hour meters, readable from outside the cab	●
Roof window made from impact-resistant laminated safety glass	●
Slewing gear brake Comfort, button on the right joystick	+
Driver's code to start the machine, individual	+
Operator's seat Standard	●
Operator's seat Comfort	+
Operator's seat Premium	+
Driving alarm (acoustic signal is emitted during travel, can be switched ON / OFF)	+
Fire extinguisher	+
Front screen made from impact-resistant laminated safety glass - not adjustable	+
Windscreen retractable (including upper part)	●
Intermittent windscreen wiper with wiper washer	●
Cruise control	●
Joystick steering	+
Joysticks Premium	+
Automatic air conditioning*	●
Fuel consumption indicator	●
Electric cooler	+
Steering wheel, wide version (cost-neutral option)	+
Steering column adjustable horizontally	●
LiDAT, vehicle fleet management	●
Lightbar on cab, LED	+
Positioning swing brake	+
Proportional control	●
Radio Comfort, control via display with handsfree set	+
Preparation for radio installation	●
Rain cover over front window opening	●
ROPS cab protection	●
Back-up alarm (acoustic signal is emitted traveling backward, can not be switched off)	+
Amber beacon, on cab, LED double flash*	+
Tinted windows	●
Windscreen wiper, roof	+
Windshield wiper, entire windscreen	●
Door with sliding window	●
FOPS top guard	+
FGPS front guard, tiltable	+
Right side window and windshield made from laminated safety glass	●
Sun visor	+
Sun blind	●
Auxiliary heating, adjustable (week time switch)	+
Left control console, folding	●
SuperFinish	+
Electronic immobilizer	+
Cigarette lighter	●



Equipment

Boom lights, 2 pieces, halogen	●
Boom lights, 2 pieces, LED	+
Stick lights, 2 pieces, LED	+
Travel vibration damper	+
High pressure circuit incl. unpressurised return line and Tool Control*	+
Security for hoist cylinder for hydraulic attachments	+
Boom cylinder cushioning	+
Load holding valve tipping cylinder	+
Load holding valve tipping cylinder, both sides	+
Load lug on stick	+
Leak oil line, additional for attachments	+
Liebherr ditch cleaning bucket	+
Liebherr quick coupler, hydraulic or mechanical	+
Liebherr tilt bucket	+
Liebherr sorting grab	+
Liebherr backhoe bucket	+
Liebherr-Tilt-Unit (LiTiU)	+
Liebherr tooth system	+
Liebherr clamshell grab	+
Medium pressure circuit incl. lines	+
Pipe fracture safety valves hoist cylinders	●
Pipe fracture safety valve stick cylinder	●
Hose quick coupling at end of stick	●
Hose protection for Solidlink	+
Quick coupling system Solidlink	+
Protection for piston rod, adjusting cylinder	+
Protection for bottom side of stick	+
Power socket on stick, 24 V / 10 A	+
Tool Control, 20 attachment adjustments selectable over the display	+
Overload warning device	●
Two-piece boom	+
Offset two-piece boom	+



Complete machine


Machine guidance system	
Machine guidance 2D iCON IXE2 passive Leica designed for Liebherr	+
Machine guidance 3D iCON IXE3 passive Leica designed for Liebherr	+
Preparation	+
Lubrication	
Lubrication undercarriage, manually – decentralised (grease points)	●
Lubrication undercarriage, manually – centralised (one grease point)	+
Central lubrication system for uppercarriage and equipment, automatically (without quick coupler and connecting link)*	●
Centralised lubrication extended for quick coupler	+
Centralised lubrication extended for connecting link	+
Special coating	
Custom painting for attachments	+
Special coating, variants	+
Monitoring	
Rear view monitoring with camera	●
Side view monitoring with camera	●
Skyview 360° (side camera not available)	+

● = Standard, + = Option

* = country-dependent, ** = depending upon the country partially only 25 km/h permitted

Options and / or special equipment, supplied by vendors other than Liebherr, are only to be installed with the knowledge and approval of Liebherr in order to retain warranty.

The Liebherr Group



Global and independent: more than 70 years of success

Liebherr was founded in 1949 when, with the development of the world's first mobile tower crane, Hans Liebherr laid the foundations for a family-run company which now has more than 50,000 employees and comprises over 150 companies across every continent. The holding company of the Group is Liebherr-International AG in Bulle, Switzerland, whose shareholders are exclusively members of the Liebherr family.

Technology leadership and pioneering spirit

Liebherr is a pioneer and its forward-looking approach has seen it make important contributions to technology history over a wide variety of industries. Employees throughout the world continue to share the courage of the company founder, sharing a passion to produce innovative products and a determination to provide world-leading equipment and machinery.

Diversified product programme

Liebherr is one of the world's biggest construction machine manufacturers and provides high-quality, user-oriented products and services. Its product programme includes earthmoving machinery, material handling technology, deep foundation machines, mining, mobile and crawler cranes, tower cranes, concrete technology, maritime cranes, aerospace and transportation systems, gear technology and automation systems, refrigerators and freezers, components and hotels.

Customised solutions and maximum customer value

Liebherr solutions are characterised by precision, implementation and longevity. The company is committed to technological excellence and to providing customers with solutions that match their needs exactly. For Liebherr, customer focus does not end with delivery of a product but continues through a comprehensive range of back-up and support services.

www.liebherr.com

Liebherr-Hydraulikbagger GmbH

Liebherrstraße 12 • 88457 Kirchdorf/Iller, Germany • Phone +49 7354 80-0 • Fax +49 7354 80-72 94
info.lhb@liebherr.com • www.liebherr.com • www.facebook.com/LiebherrConstruction