

Liebherr Customer Service

Original Liebherr Retrofits


EN



LIEBHERR



Liebherr Retrofits

Feel the Pulse of Innovation



Liebherr customer service brings the latest technologies to your existing Liebherr machines. You benefit from many years of experience and the innovative power of Liebherr. With a manageable financial investment, your equipment achieves an improvement in application possibilities, service life, machine availability and performance.

We accompany you throughout the entire retrofitting process. Starting with on-site consulting and demand planning through to actual installations, we are at your side as a strong solution provider. Liebherr's worldwide network of highly qualified engineers and service consultants ensures short communication channels for expert advice on retrofit solutions from a single source. The requirements of our customers and the market are the focus of our joint solution finding.



Health & Safety



Operational safety and ergonomic workplaces to ensure a healthy and satisfying working environment play an increasingly important role in everyday working life. Furthermore, health and safety standards on the jobsite are regularly reviewed and redefined. In this respect, Liebherr offers a range of retrofits and upgrades to ensure your machine continues to meet all the requirements of new legislation and standards.

Key Features

- Ergonomic driver seats
- Noise protection
- Fire alarm systems
- Fall protection
- Camera systems
- LED lighting
- Enhanced monitor display
- Additional walkways and handrails
- Stone and splash guards
- Armoured glass
- Negative angle indication
- Ground pressure indication & limitation

HS 8130 equipped with
LED lighting
Additional walkways and handrails
Stone and splash guards
Armoured glass





Eco & Comfort



Ergonomic working conditions for employees ensure longer readiness to work and higher concentration. The reduction of emissions of all kinds protects both the environment and your employees. Furthermore, it makes the workflow more economic. Optimising the emission load also makes it possible to use your machines even in sensitive working environments. Liebherr offers a range of retrofits for this purpose.

Key Features

- Remote controls
- Deep temperature packages
- Eco-Silent Mode
- Camera systems
- Biodegradable Liebherr oils
- Air conditioning
- LiDAT and data transfer
- Crane Planner mobile
- Horizontal load path

LR 1250
operated by
remote control





Cost-Saving & Performance



Liebherr offers a wide range of retrofits and upgrades that are designed to make your machine more economical and to significantly improve its performance. Many of these systems have been developed by Liebherr after decades of experience using our equipment. We are constantly working on new innovations in order to develop intelligent support systems that achieve higher turnover and, at the same time, provide cost savings. Data analysis tools provide an improved overview of the machines and their output. Thus overload can be prevented, the service life of the machine extended and maintenance is plannable.

Key Features

- Kelly visualization
- Vertical assistance
- Eco Mode packages
- LIPOS
- Obstacle detection
- PDR-PDE including LIDAR data transfer
- Winch system upgrades
- High-quality foundation tools
- Automatic Engine Stop Control
- Vertical Line Finder
- Crane Planner 2

Digital solutions
for improved operation



PDR2

Analysis & optimization



6

Work plan | Machine data | Process data

LIPOS®

4

Work plan:

Machines & configurations | Tools & equipment | Work plan
Surroundings & digital drilling plan



LiDAT®

Real time information

5


Assistance systems



2

LiSIM®

Real time simulation



PDE®

Online display & recording

3

3

PDE: electronic recording of working processes

5

5. LiDAT: data transmission provides information about the machine

4

LIPOS: exact positioning of the machine on the jobsite

6

6. PDR2: creates analyses and reports


Upgrade & Improvement



Through targeted upgrading or retrofitting, it is possible to improve the versatility of your machine and open up new fields of application, thus increasing its value through greater flexibility and higher diversification. Furthermore, your machine can be adapted to meet new legislation, and all this at a relatively low cost of investment.

Key Features

- Full displacement drilling
- Soil compaction
- Heavy duty jibs
- Low headroom boom systems
- Auxiliary winch systems
- Double rotary drilling
- Dragline operation
- SX boom systems
- CFA drilling
- Grab operation



LRB 355 in
double rotary drilling application



The Liebherr Group of Companies



Wide Product Range

The Liebherr Group is one of the largest construction equipment manufacturers in the world. Liebherr's high-value products and services enjoy a high reputation in many other fields. The wide range includes domestic appliances, aerospace and transportation systems, machine tools and maritime cranes.

Exceptional Customer Benefit

Every product line provides a complete range of models in many different versions. With both their technical excellence and acknowledged quality, Liebherr products offer a maximum of customer benefits in practical application.

State-of-the-art Technology

To provide consistent, top quality products, Liebherr attaches great importance to each product area, its components and core technologies. Important modules and components are developed and manufactured in-house, for instance the entire drive and control technology for construction equipment.

Worldwide and Independent

Hans Liebherr founded the Liebherr family company in 1949. Since then, the family business has steadily grown to a group of more than 130 companies with nearly 44,000 employees located on all continents. The corporate headquarters of the Group is Liebherr-International AG in Bulle, Switzerland. The Liebherr family is the sole owner of the company.

www.liebherr.com

Liebherr-Werk Nenzing GmbH

Dr. Hans Liebherr Str. 1, 6710 Nenzing/Austria
Tel.: +43 50809 41-464
Email: lwn.constructionmachinery.cs@liebherr.com
[facebook.com/LiebherrConstruction](https://www.facebook.com/LiebherrConstruction)
www.liebherr.com