

German-Engineered Chest Freezers

Liebherr premium-quality chest freezers are the perfect solution for families that require ample storage space for frozen foods. Our German-engineered SuperFrost technology rapidly freezes fresh groceries while retaining nutrients, ensuring the best for you and your loved ones. With our energy saving technology, you also get to enjoy savings off your electric bill!

LIEBHERR

Freestanding Appliances



Freestanding



CFF 1870

Energy consump. in 365 days	249 kWh
Total gross/net capacity	281 / 269 litre
Storage time during power outage	40 h
Freezing capacity in 24 hours	10 kg
Climate rating	SN-T (+10°C to +43°C)
Freezer temperature range	-28°C to -14°C
Airborne acoustical noise emissions	33 dB(A)
Frequency/voltage	50 Hz / 220-240 V~
Connection rating	1.5 A
Electronic control	LCD display, touch electronic
StopFrost-System	yes
Defrosting	manual
Interior light	LED
Number of baskets	2
more available for subsequent fitting	2
Maximum number of baskets	4
Automatic SuperFrost function	yes
Defrost water drain	yes
Product dimensions (H/W/D)	82.5 / 104.5 / 72.2 cm
Door/Side walls	white / white
Lock	can be retrofitted



CFF 2080

Energy consump. in 365 days	274 kWh
Total gross/net capacity	353 / 339 litre
Storage time during power outage	40 h
Freezing capacity in 24 hours	15 kg
Climate rating	SN-T (+10°C to +43°C)
Freezer temperature range	-28°C to -14°C
Airborne acoustical noise emissions	33 dB(A)
Frequency/voltage	50 Hz / 220-240 V~
Connection rating	1.5 A
Electronic control	LCD display, touch electronic
StopFrost-System	yes
Defrosting	manual
Interior light	LED
Number of baskets	2
more available for subsequent fitting	3
Maximum number of baskets	5
Automatic SuperFrost function	yes
Defrost water drain	yes
Product dimensions (H/W/D)	82.5 / 125.5 / 72.2 cm
Door/Side walls	white / white
Lock	can be retrofitted

Stop Frost LED Super Frost

Stop Frost LED Super Frost



Cff 2500

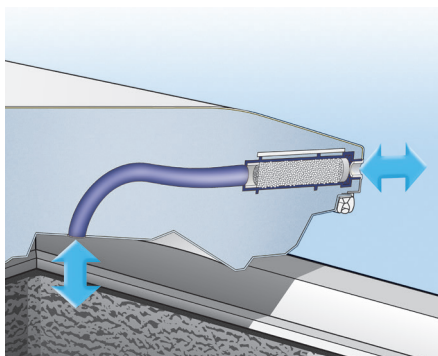
Energy consump. in 365 days	324 kWh
Total gross/net capacity	497 / 478 litre
Storage time during power outage	40 h
Freezing capacity in 24 hours	20 kg
Climate rating	SN-T (+10°C to +43°C)
Freezer temperature range	-28°C to -14°C
Airborne acoustical noise emissions	33 dB(A)
Frequency/voltage	50 Hz / 220-240 V~
Connection rating	1.5 A
Electronic control	LCD display, touch electronic
StopFrost-System	yes
Defrosting	manual
Interior light	LED
Number of baskets	2
more available for subsequent fitting	5
Maximum number of baskets	7
Automatic SuperFrost function	yes
Defrost water drain	yes
Product dimensions (H/W/D)	82.5 / 167.5 / 72.2 cm
Door/Side walls	white / white
Lock	can be retrofitted

Stop
Frost

LED


Super
Frost

Unique features



Less Ice Build-up with StopFrost

Exclusive StopFrost function by Liebherr minimises ice build-up in the chest freezer and its contents, substantially reducing the number of times defrosting is required. Additionally this technology prevents a vacuum from building up inside the chest freezer, ensuring that the lid opens easily.



Low Vibration, Quieter Operation

In Liebherr consumer chest freezers, the heat-exchange condenser is embedded in foam along the exterior wall to minimise vibration and promote quieter operation. No condensation forms on the exterior walls and replaceable door seal, making the appliance easy to maintain.



Clear Illumination

A bright LED interior light provides a clear view of all your stored products even in low ambient lighting conditions. Our one-piece chest freezer lid and body is coated to ensure an excellent finish resilience and to prevent corrosion.



Digital Control with Alarm

Freezer settings can be easily toggled via the elegant digital electronic control. To protect against food spoilage, an audible and visual alarm ensures that the freezer lid is securely shut at all times while a child-lock feature protects the appliance from being accidentally switched off.



Rapid Freezing to Retain Nutrients

SuperFrost rapidly reduces temperature to freeze fresh meat and produce while retaining their nutrients. Once groceries are fully frozen, this automated function switches back to normal mode to lower energy consumption. With a freezing range of -28°C to -14°C , we offer the coldest storage temperature in the market*.

*Benchmarked against equivalent models offered by competitors.



More Energy Efficient

To bring more savings to your energy bill and as part of Liebherr's sustainability efforts, our chest freezers are equipped with inverters, making our appliances more energy efficient while operating more quietly.

Products and their details are staged for advertising purposes. Whilst every effort is made to ensure all specifications and information in this flyer are accurate, Liebherr reserves the right to make changes without notification. Where actual appliance measurements, specifications, and ratings are crucial, we recommend that the actual appliance installation instructions that accompany each appliance be checked. Liebherr will not be liable for any loss. (16092021)