EN

# LR 1160.1 unplugged

LR 1103.04.08
**www.liebherr.com**

LIEBHERR

**Crawler cranes**

**Concept and characteristics** . . . . . 3
**Technical description** . . . . . 8
**Dimensions** . . . . . 10
**Transport dimensions and weights** . . . . . 11
**Self-assembly system** . . . . . 16
**Boom combinations** . . . . . 18
**Main boom 2018.xx** . . . . . 20
**Luffing jib 1309.xx** . . . . . 22
**Luffing jib 1713.xx** . . . . . 28
**Fixed jib 1008.xx** . . . . . 34
**Fixed jib 0806.xx** . . . . . 37

**Remarks**

- The load capacities stated are valid for lifting operation only (corresponding with crane classification according to ISO 4301-1, crane group A1).
- Machine standing on firm, horizontal ground.
- The weight of the lifting device (pulley block, hoist ropes, shackle etc.) must be deducted from the load capacity.
- Additional equipment on boom (e.g. walkways) must be deducted from the lifting capacity.
- The max. admissible wind speed can be preselected in the LML software and referred to in the load chart.
- Working radii are measured from centre of swing and under load.
- The load capacities are valid for 360 degrees of swing.
- Calculation of stability under load is based on ISO 4305 Table 1 + 2 + 3, tipping angle 4°.
- The structures are calculated according to EN 13001-1; EN 13001-2.
- The last digits of the given dimensions are rounded to 0 and 5 and may differ from the actual dimensions.
- Weights may vary depending on the delivered configuration of the machine filling level of the tanks as well as generally valid tolerances.
- The figures in this brochure may include options which are not within the standard scope of supply of the machine.

# Concept and characteristics



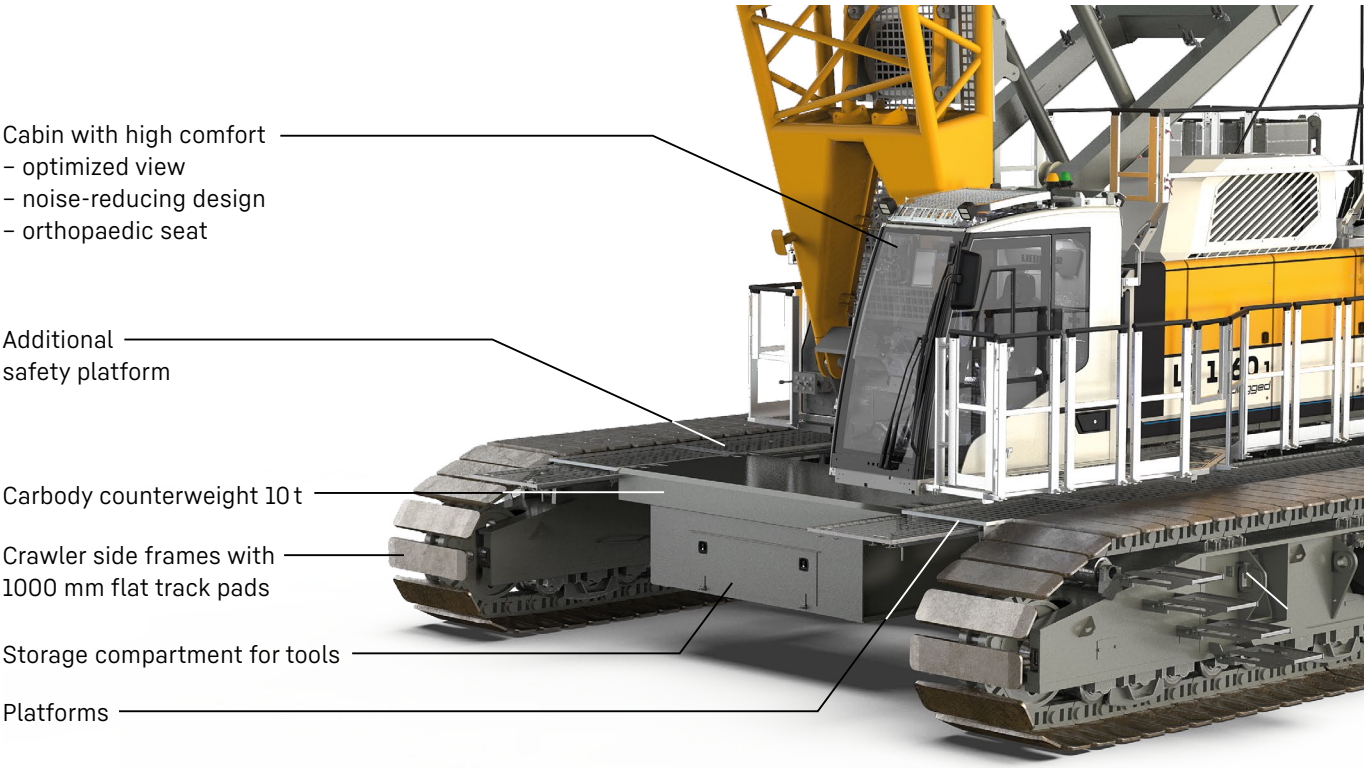


**High performance**
A powerful, efficient and reliable electro-hydraulic drive system combined with a high-performance lithium-ion battery ensures high productivity and allows for several movements to be carried out simultaneously.

**Ground pressure**
The actual ground pressure is calculated according to the configuration and position of the machine and displayed in the operator's cabin. Using the optional Liebherr Crane-Planner the actual ground pressure can already be calculated and displayed in the planning stage.

**Cabin with high comfort**
Optimised field of vision combined with enhanced comfort: an orthopaedic operator's seat with heating and cooling functions, as well as precise and ergonomic controls are included.

**Control system**
Easy and intuitive handling of control, service and machine functions through a large, clear colour monitor. Built for extreme environmental conditions.




**Efficient self-assembly system and short assembly times**
The self-assembly system enables safe, independent and quick assembly/disassembly of the crawler side frames, the carbody and rear counterweights, as well as boom elements.

**Mobility**
Crane parts are optimized for transportation. The maximum transport width is 3 m.

**Easy service**
The design ensures easy maintenance and service as well as safe access to the components.

**Boom/jib**
A variety of boom systems and configurations allow for optimum operation on the most diverse jobsites.

**Exemplifying illustration**

Inverter

Battery system

Combination cooler with expansion tank

Cantilever for electric cable

Hydraulic pumps

Distribution gearbox

Charging cable

Electric engine



**Performance “plugged in”**
The crane’s performance in “plugged-in” operation is in no way inferior to its diesel-driven performance. The machine can be used without limitations as the battery charges continuously when connected and so delivers sufficient energy at all times.

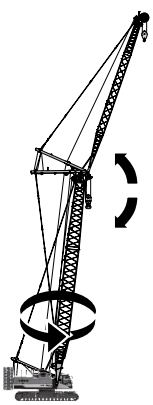

**Exemplifying illustration**



Switch cabinet 700 V DC (Direct Current)

Thermal management system

Switch cabinet 400 V AC (Alternating Current)

Switch cabinet 24 V LVDU (Low Voltage Distribution Unit)

**Performance "unplugged"**
The crane's performance[1] in "unplugged" operation allows for erecting the boom and jib, for travelling a distance of approx. 650 m[2] with full counterweight or for approx. 8 hours[3] of crane operation.

[1] Battery service life can be optimized by operating the crane in "plugged-in" operation as often as possible.
[2] Fully ballasted on even terrain at 10-25 °C ambient temperature
[3] With an observation period of 10000 shifts, in 50 % of all shifts the crane can operate in "unplugged" mode for approx. 8 hours at an ambient temperature of 10-25 °C.

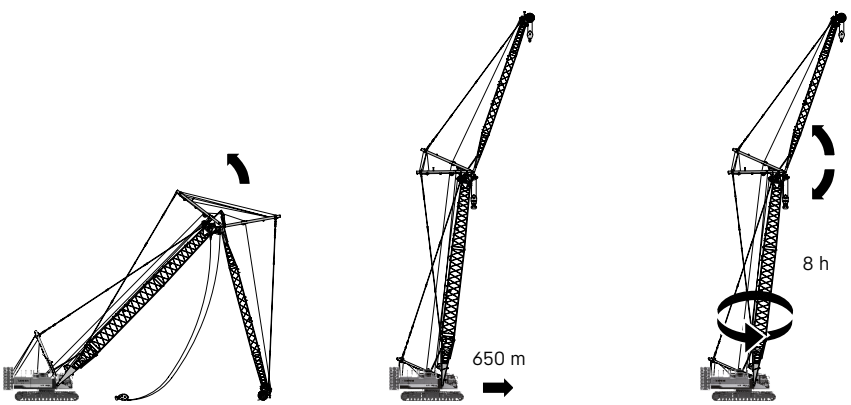

# Technical description

## Drive system

| | |
|---|---|
| **Max. drive power** | 255 kW (45 °C temperature of cooling water) |
| **Battery type** | High Performance Battery System |
| **Technology** | Li-Ion NMC (nickel manganese cobalt) |
| **Max. charging power** | 20 kW @ 32 A<br>40 kW @ 63 A |
| Option | 80 kW @ 125 A |
| **Mains voltage** | 400-480 VAC (3 phase + N + PE / 3 phase + PE) |

## Noise measurement data and vibration

| | | |
|---|---|---|
| **Noise emission** | according to 2000/14/EC directive | |
| Emission sound pressure level $L_{PA}$ | n.a. dB(A) | (in the cabin) |
| Guaranteed sound power level $L_{WA}$ | n.a. dB(A) | (of the machine) |
| **Vibration transmitted to the machine operator** | < 2.5 m/s² | (to the hand-arm system) |
| | < 0.5 m/s² | (to the whole body) |

## Hydraulic system

| | |
|---|---|
| **Hydraulic pumps** | double axial displacement pump in open loop hydraulic system allows all functions to be operated simultaneously automatic working pressure cut-off to minimize peak pressure |
| **Hydraulic oil tank capacity** | 650 l |
| **Max. working pressure** | 350 bar |
| **Hydraulic oil** | electronic monitoring of all filters<br>use of synthetic environmentally friendly oil possible |

## Control

| | |
|---|---|
| **Control system** | includes all control and monitoring functions, designed to withstand extreme environmental conditions and heavy construction tasks |
| **Display** | high resolution monitor in the operator's cabin, clear display of complete machine operating data, warnings and failure indications in the required language |
| **Operation** | several movements can be performed simultaneously thanks to electro-hydraulic proportional control, all categories of loads can be positioned with utmost precision |

## Crawlers

| | |
|---|---|
| **Drive system** | with fixed axial piston hydraulic motors |
| **Crawler side frames** | maintenance-free, with hydraulic chain tensioning device |
| **Brake** | hydraulically released, spring-loaded multi-disc holding brake |
| **Drive speed** | 0-1.3 km/h |
| **Flat track pads** | width 1000 mm |

## Swing gear

| | |
|---|---|
| **Drive system** | with fixed axial piston hydraulic motors, planetary gearbox, pinion |
| **Swing ring** | roller bearing with external teeth |
| **Brake** | hydraulically released, spring-loaded multi-disc holding brake |
| **Swing speed** | 0-1.8 rpm continuously variable |
| **Speed control** | both swing modes are possible – speed control or free swing for speed control: a multi-disc holding brake locks automatically at zero swing motion. |

## Hoisting gear

| | |
|---|---|
| **Standard crane winches 1+2** | Internal low-maintenance planetary gearbox in oil bath, load support by the hydraulic system, spring-loaded, multi-disc holding brake, pressure controlled, variable flow hydraulic motors for the main winches, full utilisation of engine power as the winch speed is automatically adjusted to suit the respective line pull |
| Line pull in the 7th layer | 120 kN |
| Rope diameter | 26 mm |
| Drum diameter | 580 mm |
| Rope speed | 0-136 m/min |
| Rope capacity in 7 layers | 489 m |
| **Option – winch with free fall** | free fall: clutch and braking functions are provided by the service brake (low wear and maintenance-free multi-disc brake in compact design) |

## Boom/jib luffing winches

| | |
|---|---|
| **Main boom** | |
| Line pull | max. 180 kN |
| Rope diameter | 24 mm |
| Boom luffing | 15-86° in 119 s |
| **Jib** | |
| Line pull | max. 105 kN |
| Rope diameter | 20 mm |
| Boom luffing | 15-78° in 46 s |

## Operating weight

| | |
|---|---|
| **Composition of operating weight** | basic machine with crawlers<br>winches 1+2, A-frame<br>17 m main boom, consisting of boom foot (7 m), boom head (7 m) and boom section (6 m)<br>62.3 t rear counterweight (10×5 t + 1×12 t + 0.3 t)<br>20 t carbody counterweight (2×10 t)<br>160 t pulley block |
| **Total weight** | approx. 168 t |

## Operation modes

| | Lifting mode | Grab mode | Personnel lifting mode |
|---|---|---|---|
| Land | ✓ | ✓ | ✓ |
| Floating structure (barge operation) | ✓ | ✓ | ✓ * |

* only valid for jack-up barges

## Optional equipment

**Basic machine**
Main winches 12 t with free fall
Painting in customer design
Load hook 12.5 / 40 / 80 / 100 / 160 t
Charging power 80 kW (125 A / 400 V AC)
Additional battery package (33 kWh)
**Boom/jib**
Luffing jib: luffing winch
**Boom/jib other**
Walkway for main boom foot, incl. fall protection
Walkway for main boom head, incl. fall protection
Rope guide for main boom walkway, incl. fall protection
Additional fall protection harness for 1 person
Walkways for main boom sections 3 / 6 / 12 m
Walkways for main boom sections 3 / 6 / 12 m, incl. fall protection
**Application packages**
Operation mode: personnel lifting (O)
Operation mode: barge operation (O)
Operation mode: foundation work (O)
Operation mode: wind speed pre-selection (S)
Operation mode: travelling with load (S)
Winch synchronization
Radio remote control
Rope reeving function via radio remote control
Assembly radio remote control
Use of luffing jib winch as auxiliary winch
Tagline winch 2 t free fall
Main winch constant tension for one winch
Two hook operation
**Special features**
Crane Planner 2.0
LiDAT
**Self-assembly system**
Jack-up system standard / telescopic
Self-assembly system counterweight
Self-assembly cylinder
Reeving winch
Track shifting hydraulic

**Service package**
Cold package -25 °C
Hydraulic oil bypass filter
Central lubrication swing ring bearings / outside
Liebherr hydraulic oil plus (longlife & bio)
Liebherr hydraulic oil plus arctic (longlife & bio)
Liebherr hydraulic oil plus arctic (longlife)
**Safety features**
Assistance system: Boom Up-and-Down Assistant
Assistance system: Horizontal Load Path
Assistance system: Vertical Line Finder
Assistance system: Ground Pressure Indication and Visualization
Rear and side view cameras
Winch camera
Zoom camera at boom head
Safety upgrade APAVE
Platforms and railings on uppercarriage 570 mm
Additional access ladder for boom assembly
Railings on rooftop foldable
Railings for cabin platform
Vandalism cabin protection
Cabin protection roof, FOPS level 1
Lifting height indication for both hoist winches
Plug&Play diesel-hydraulic back-up unit 18.4 kW
Swing and boom radius limit device
Aircraft warning light
Swing warning light
Lightning rod
Mechanical angle display
Access control
**Operator's comfort**
Additional access ladder
Additional floodlights
Cabin air conditioner
Cabin tilting device hydraulic
Gear oil level warning
Litronic additional language

(S) standard, (O) option

# Dimensions

## Basic machine with undercarriage

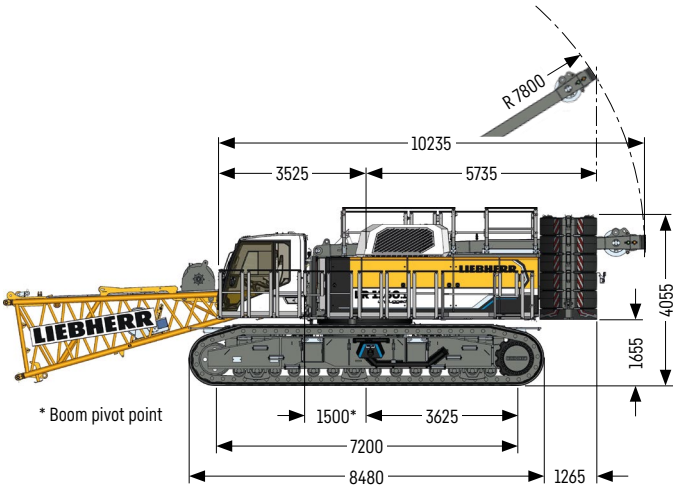


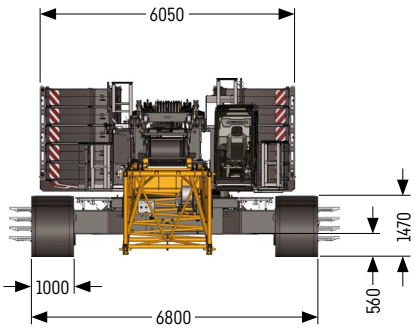


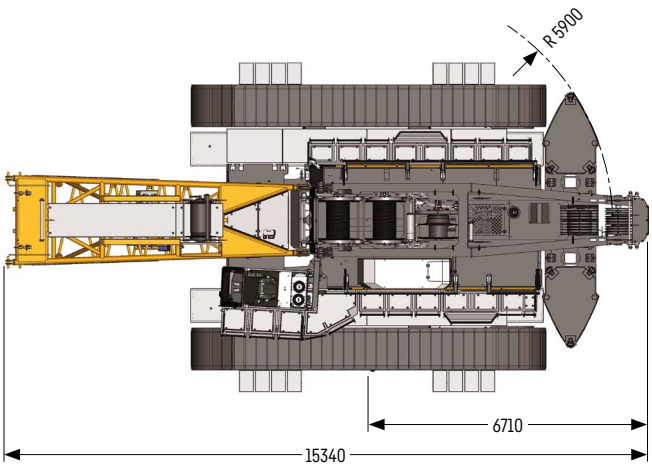

# Transport dimensions and weights

## Basic machine and main boom 2018.xx

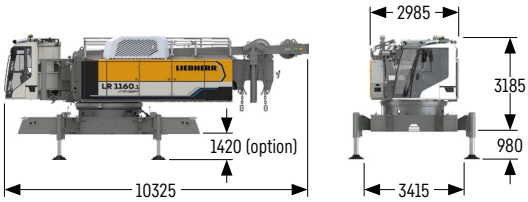


### Basic machine

| | | |
|---|---|---|
| Weight without hoist rope | kg | 37500 |
| Weight of hoist ropes | kg/m | 3.4 |

with A-frame 1, winches 1 + 2 (2x 120 kN), without boom foot, without rear counterweight, without carbody counterweight and crawler side frames

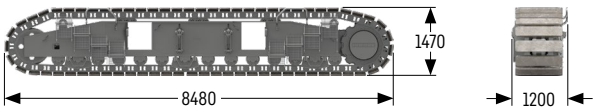


### Crawler

| | | |
|---|---|---|
| Weight flat track pads 1000 mm | kg | 17498 |

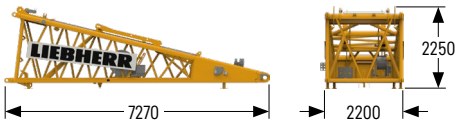


### Boom foot 7 m (No. 2018.23)

| | | |
|---|---|---|
| Weight including winch | kg | 4067 |
| Weight without winch | kg | 2685 |

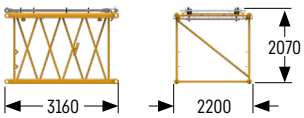


### Boom section 3 m (No. 2018.20)

| | | |
|---|---|---|
| Weight including boom pendants | kg | 707 |
| Weight including boom and jib pendants | kg | 771 |

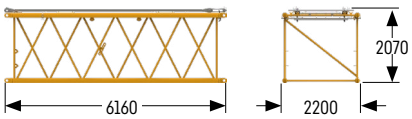


### Boom section 6 m (No. 2018.20)

| | | |
|---|---|---|
| Weight including boom pendants | kg | 1011 |
| Weight including boom and jib pendants | kg | 1121 |

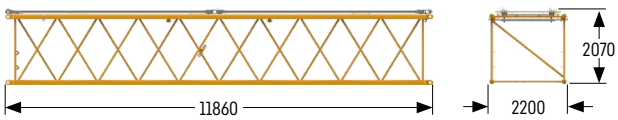


### Boom section 11.7 m (No. 2018.20)

| | | |
|---|---|---|
| Weight including boom pendants | kg | 1691 |
| Weight including boom and jib pendants | kg | 1905 |

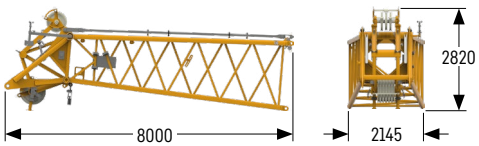


### Boom head 7 m (No. 2018.20)

| | | |
|---|---|---|
| Weight including boom pendants | kg | 2404 |

## Transport option 2018.xx / 1309.xx

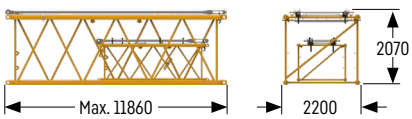


### Transport option (No. 2018.xx/1309.xx)

| | | | |
|---|---|---|---|
| No. 2018.xx / 1309.xx | m | 6 / 6 | 11.7 / 11.7 |
| Weight including pendants | kg | 1620 | 2860 |

# Fixed jib 1008.xx

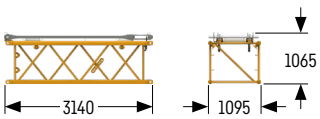


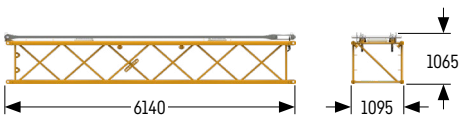


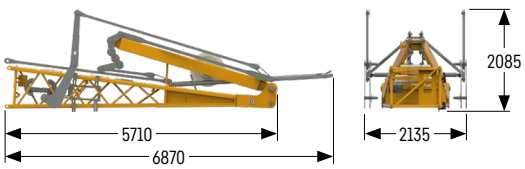


**Jib head 5.5 m** (No. 1008.20)

| | | |
|---|---|---|
| Weight including pendants | kg | 873 |

**Jib section 3 m** (No. 1008.17)

| | | |
|---|---|---|
| Weight including pendants | kg | 267 |

**Jib section 6 m** (No. 1008.17)

| | | |
|---|---|---|
| Weight including pendants | kg | 448 |

**Jib foot 5.5 m with A-frame** (No. 1008.20)

| | | |
|---|---|---|
| Weight including pendants | kg | 2058 |

# Fixed jib 0806.xx

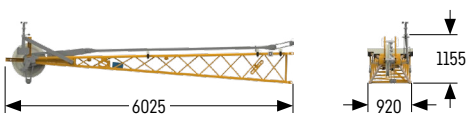


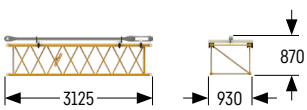


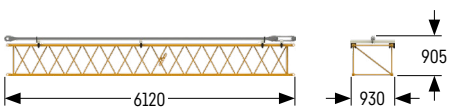


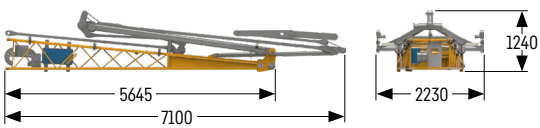


**Jib head 5.5 m** (No. 0806.16)

| | | |
|---|---|---|
| Weight including pendants | kg | 442 |

**Jib section 3 m** (No. 0806.15)

| | | |
|---|---|---|
| Weight including pendants | kg | 141 |

**Jib section 6 m** (No. 0806.15)

| | | |
|---|---|---|
| Weight including pendants | kg | 249 |

**Jib foot 5.5 m with A-frame** (No. 0806.16)

| | | |
|---|---|---|
| Weight including pendants | kg | 1077 |

# Luffing jib 1309.xx

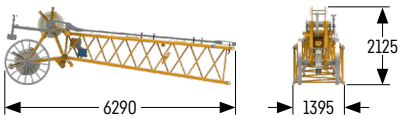


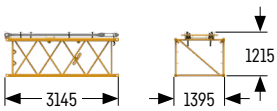


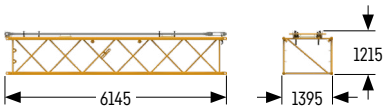


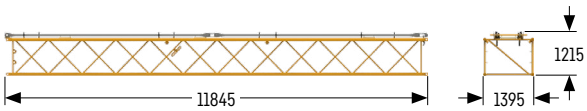


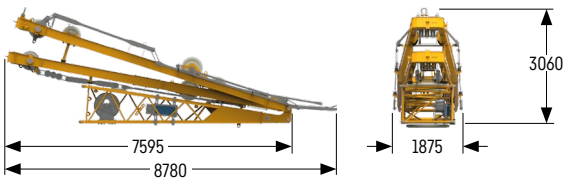


**Jib head 5.5 m** (No. 1309.22)

| | | |
|---|---|---|
| Weight including pendants | kg | 1127 |

**Jib section 3 m** (No. 1309.20)

| | | |
|---|---|---|
| Weight including pendants | kg | 307 |

**Jib section 6 m** (No. 1309.20)

| | | |
|---|---|---|
| Weight including pendants | kg | 511 |

**Jib section 11.7 m** (No. 1309.20)

| | | |
|---|---|---|
| Weight including pendants | kg | 941 |

**Jib foot 5.5 m with A-frames 2 + 3** (No. 1309.22)

| | | |
|---|---|---|
| Weight including pendants | kg | 4493 |

# Luffing jib 1713.xx

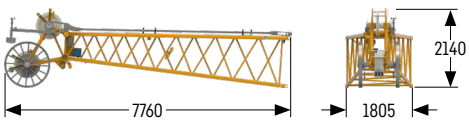


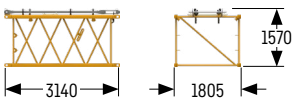


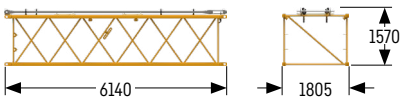


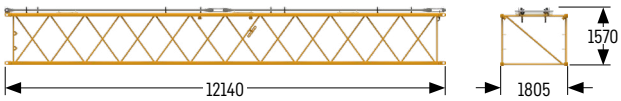


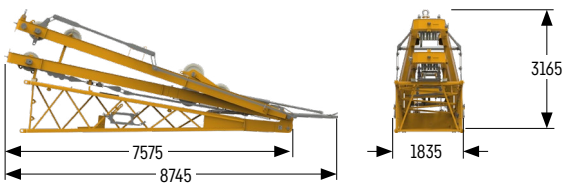


**Jib head 7 m** (No. 1713.21)

| | | |
|---|---|---|
| Weight including pendants | kg | 1376 |

**Jib section 3 m** (No. 1713.18)

| | | |
|---|---|---|
| Weight including pendants | kg | 394 |

**Jib section 6 m** (No. 1713.18)

| | | |
|---|---|---|
| Weight including pendants | kg | 624 |

**Jib section 12 m** (No. 1713.18)

| | | |
|---|---|---|
| Weight including pendants | kg | 1122 |

**Jib foot 7 m with A-frames 2 + 3** (No. 1713.22)

| | | |
|---|---|---|
| Weight including pendants | kg | 4747 |

# Counterweight

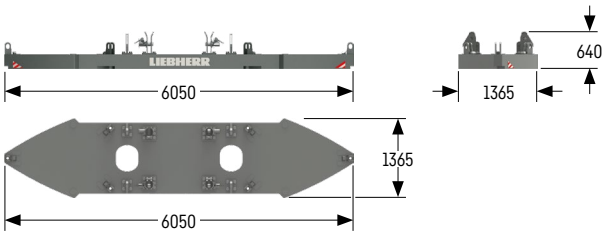


**Basic counterweight slab without tie-down (1x)**

| | | |
|---|---|---|
| Weight | kg | 12000 |

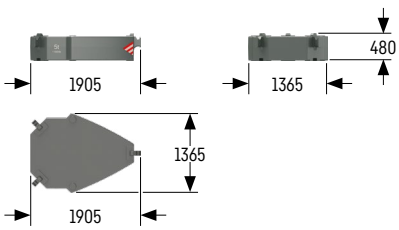


**Counterweight slab (10x)**

| | | |
|---|---|---|
| Weight | kg | 5000 |

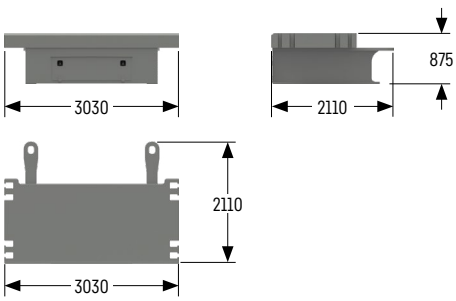


**Carbody counterweight (2x)**

| | | |
|---|---|---|
| Weight | kg | 10000 |

# Pulley block with additional weights / load hooks

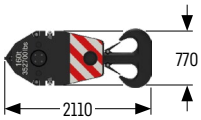


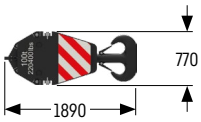


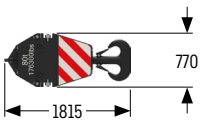


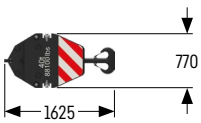


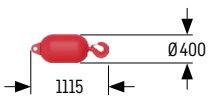


### 160 t pulley block – 7 pulleys

| | | |
|---|---|---|
| Width | mm | 885 |
| Weight | kg | 1500 / 2250 / 3000 |

### 100 t pulley block – 5 pulleys

| | | |
|---|---|---|
| Width | mm | 745 |
| Weight | kg | 1300 / 1800 / 2300 |

### 80 t pulley block – 3 pulleys

| | | |
|---|---|---|
| Width | mm | 565 |
| Weight | kg | 1000 / 1500 / 2000 |

### 40 t pulley block – 1 pulley

| | | |
|---|---|---|
| Width | mm | 490 |
| Weight | kg | 700 / 1100 / 1500 |

### 12.5 t load hook

| | | |
|---|---|---|
| Weight | kg | 600 |

# Self-assembly system



**Unloading of basic machine**

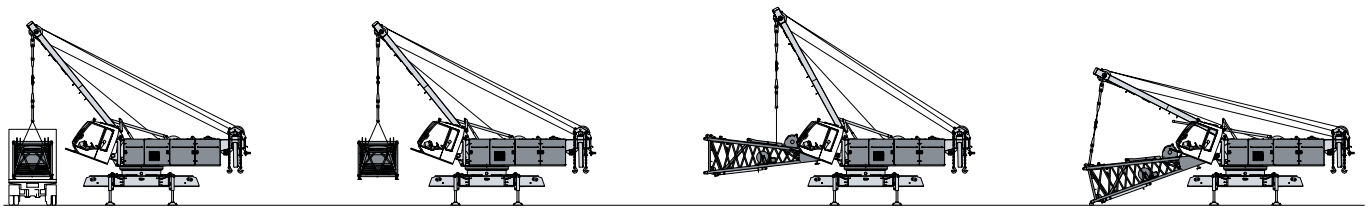

**Unloading and assembly of boom foot**

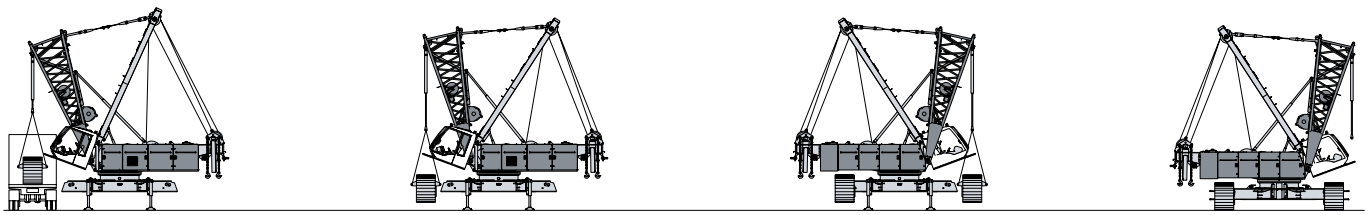

**Unloading and assembly of crawler side frames**

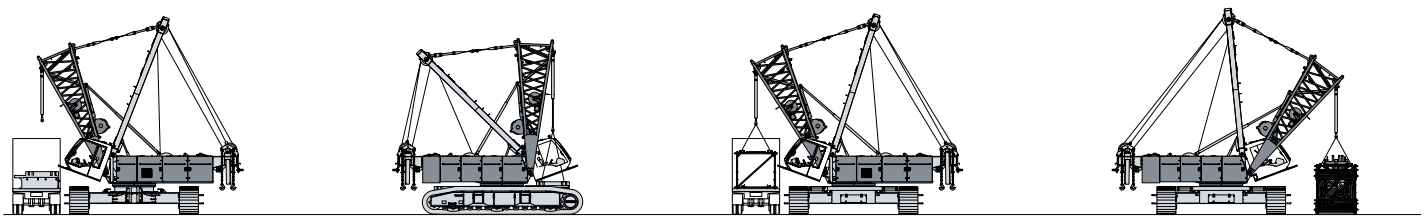

**Unloading and assembly of carbody counterweight**

**Unloading and assembly of boom**

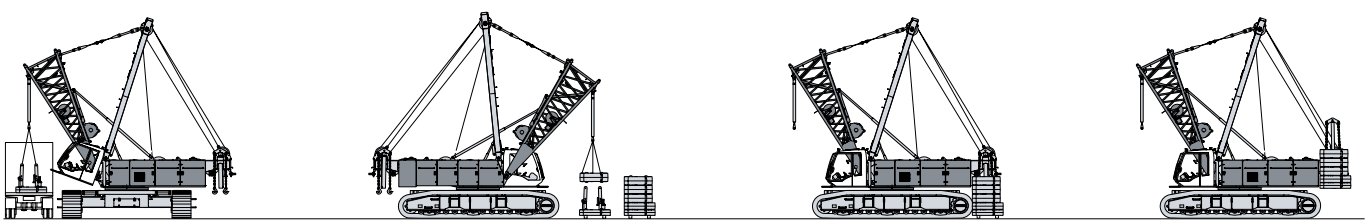

**Unloading and assembly of rear counterweight**

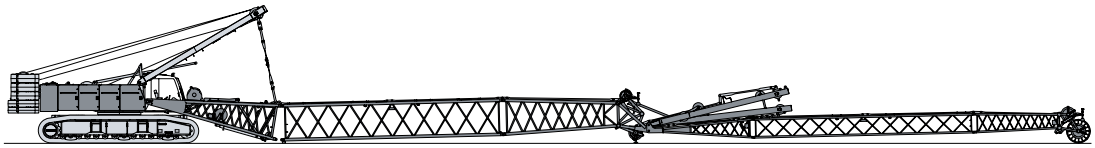

**Assembly of boom**

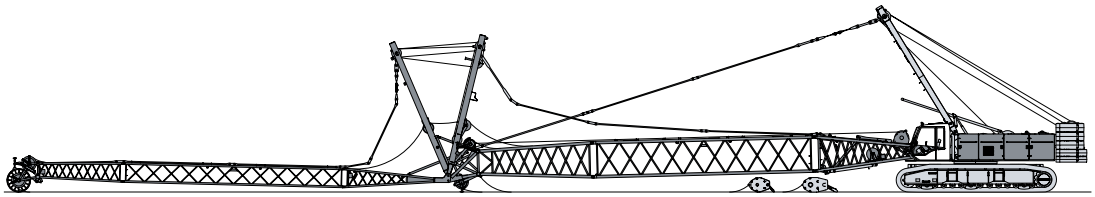

**Reeving of hoist and luffing jib ropes**



**Erecting of main boom and luffing jib**

# Boom combinations

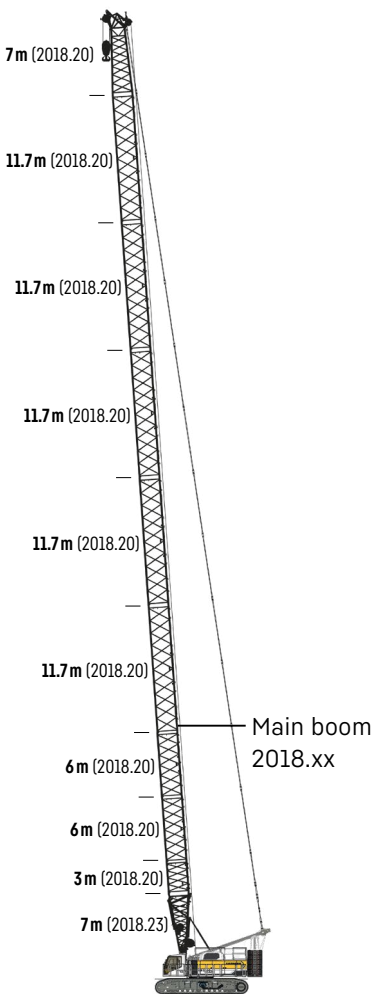


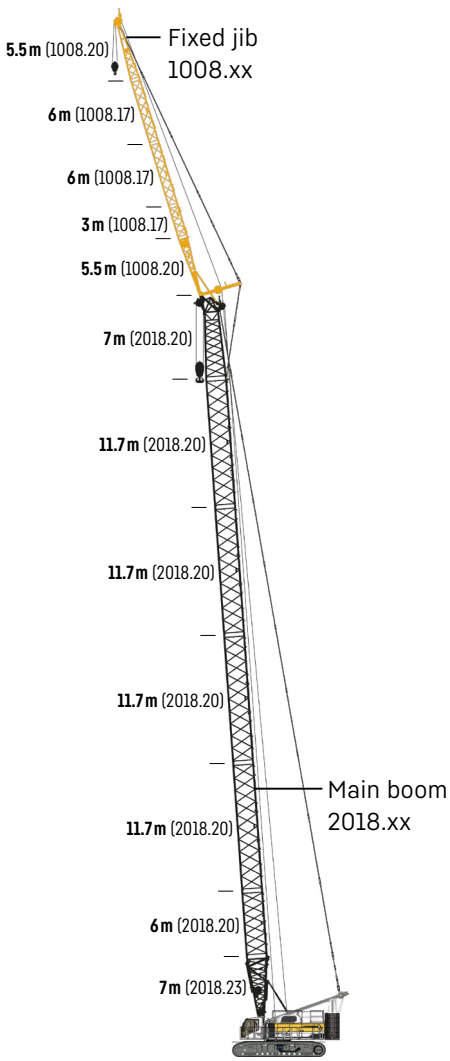


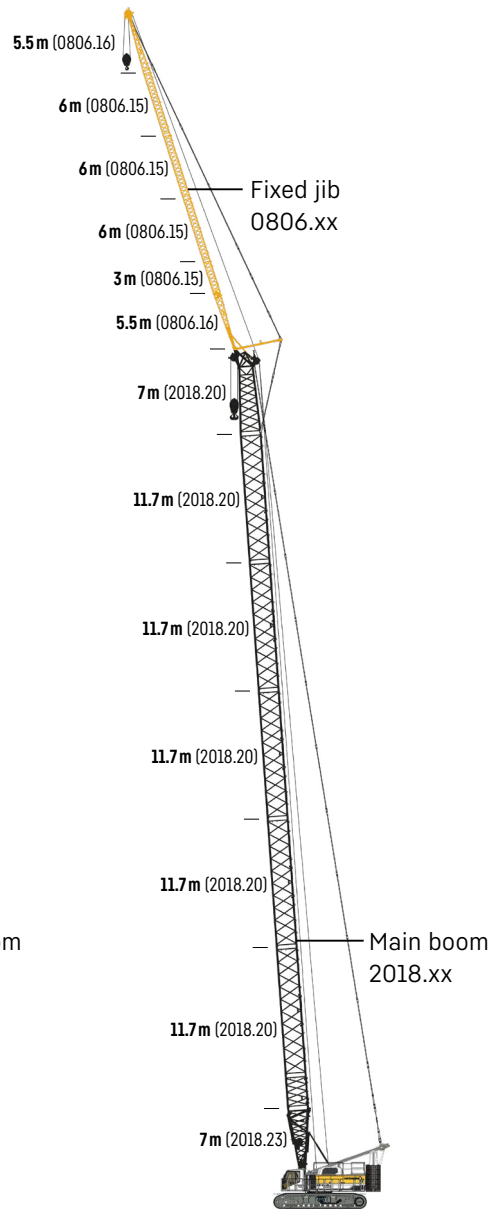


**Main boom**

| Mode 1 | | |
|---|---|---|
| **Max. length** | | |
| 2018.xx | m | 87.5 |

Further information on page 20.

**Main boom + fixed jib**

| Mode 3 | | | |
|---|---|---|---|
| **Max. combination** | | | |
| 2018.xx | m | 66.8 | 69.8 |
| 1008.xx | m | 26 | 20 |
| Total length | m | 92.8 | 89.8 |

Further information on page 34.

**Main boom + fixed jib**

| Mode 3 | | | |
|---|---|---|---|
| **Max. combination** | | | |
| 2018.xx | m | 75.5 | 78.5 |
| 0806.xx | m | 32 | 26 |
| Total length | m | 107.5 | 104.5 |

Further information on page 37.

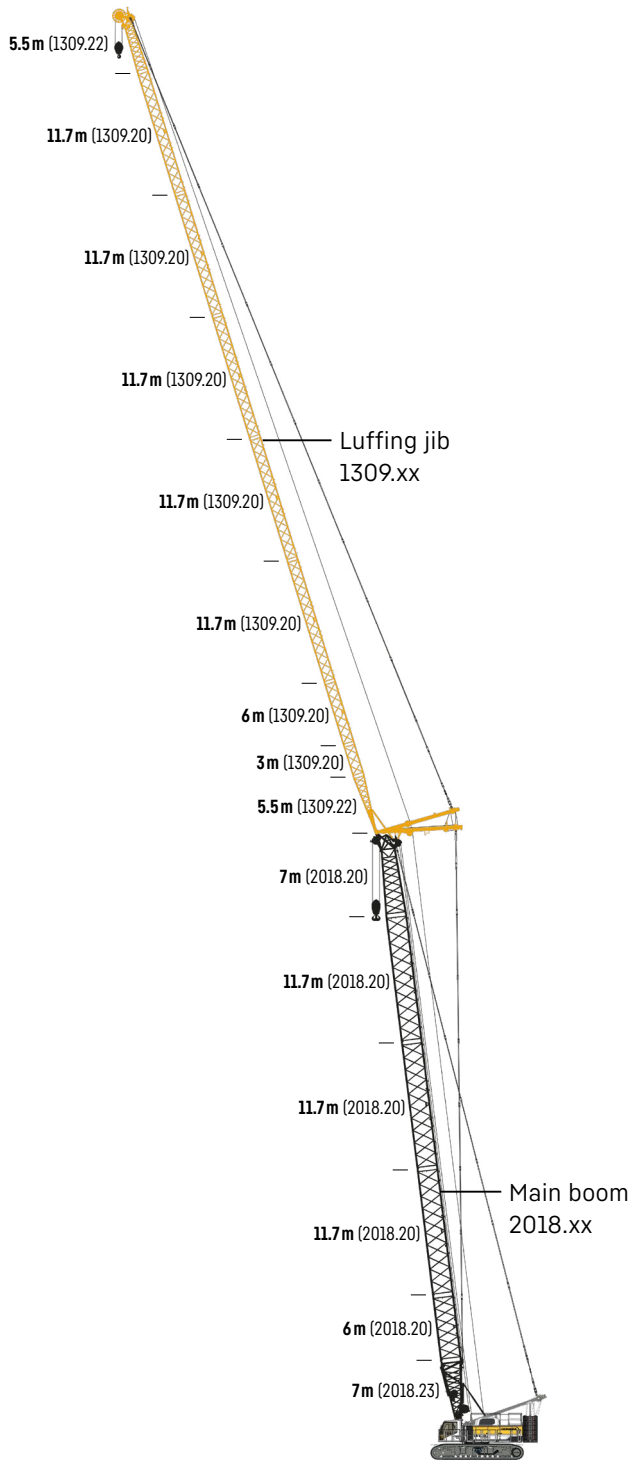


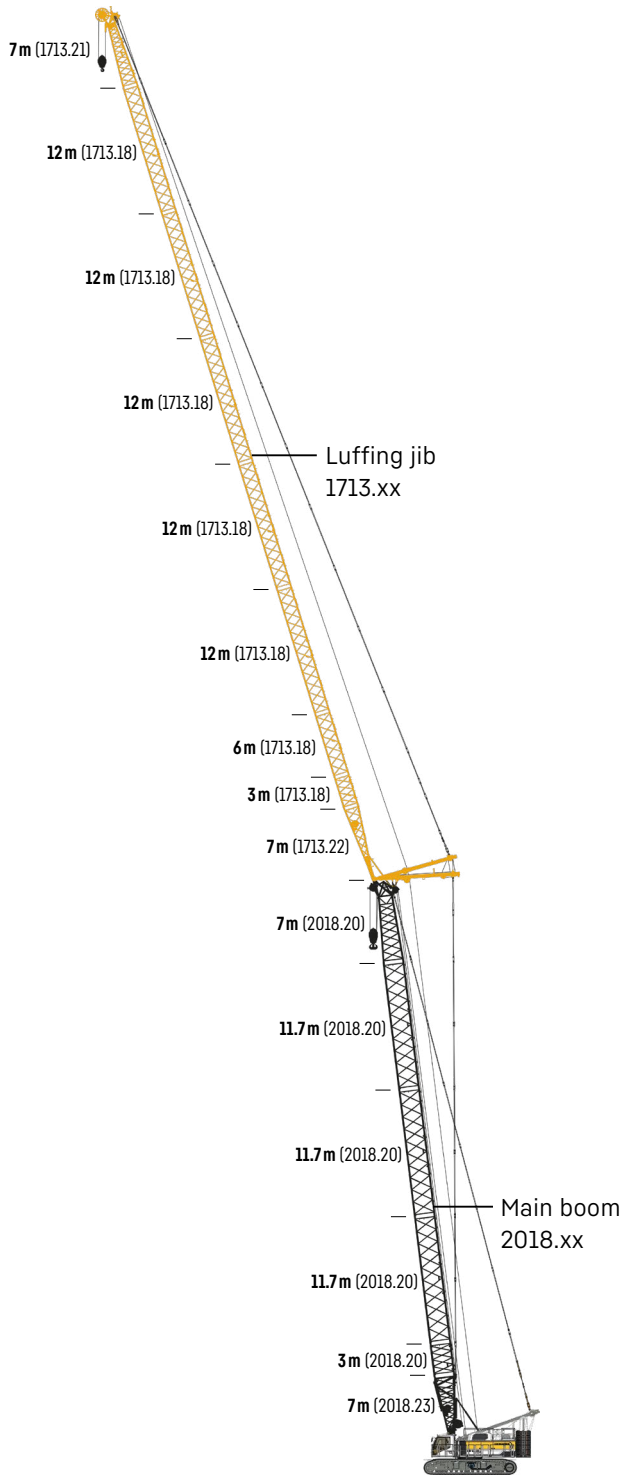


**Main boom + luffing jib**

| | | | |
|---|---|---|---|
| Mode 4 | | | |
| **Max. combination** | | | |
| 2018.xx | m | 55.1 | 58.1 |
| 1309.xx | m | 78.5 | 66.8 |
| Total length | m | 133.6 | 124.9 |

Further information on page 22.

**Main boom + luffing jib**

| | | | |
|---|---|---|---|
| Mode 4 | | | |
| **Max. combination** | | | |
| 2018.xx | m | 52.1 | 55.1 |
| 1713.xx | m | 83 | 68 |
| Total length | m | 135.1 | 123.1 |

Further information on page 28.

# Main boom 2018.xx

## Boom lengths 17-87.5 m

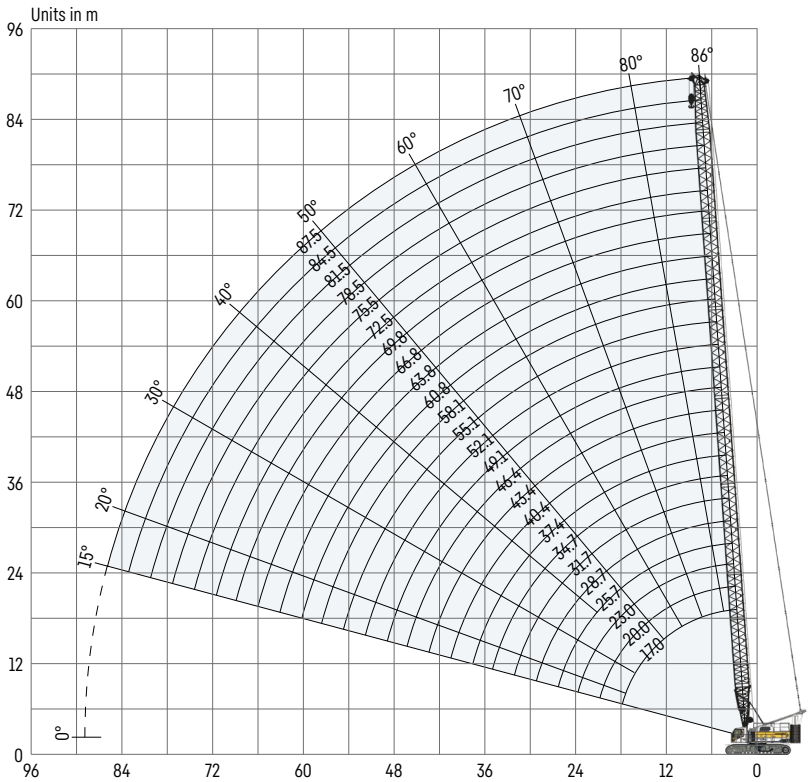


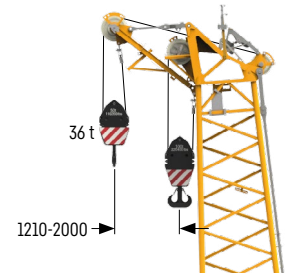


**Auxiliary jib 36 t** (option)
The maximum capacity of the auxiliary jib is 36 t. The corresponding load chart is programmed in the LML system.

**Main boom configuration 2018.xx**

| **Boom section** | **Amount of boom sections** | | | | | | | | | | | | |
|---|---|---|---|---|---|---|---|---|---|---|---|---|---|
| Boom foot 7 m | 1 | 1 | 1 | 1 | 1 | 1 | **1** | 1 | 1 | 1 | **1** | 1 | 1 |
| Boom section 3 m | 1 | | 1 | | 1 | | **1** | | 1 | | **1** | | 1 |
| Boom section 6 m | | 1 | 1 | | | 1 | **1** | | | 1 | **1** | | |
| Boom section 11.7 m | | | | 1 | 1 | 1 | **1** | 2 | 2 | 2 | **2** | 3 | 3 |
| Boom head 7 m | 1 | 1 | 1 | 1 | 1 | 1 | **1** | 1 | 1 | 1 | **1** | 1 | 1 |
| **Boom length [m]** | **17** | **20** | **23** | **25.7** | **28.7** | **31.7** | **34.7** | **37.4** | **40.4** | **43.4** | **46.4** | **49.1** | **52.1** |
| Auxiliary jib | ✓ | ✓ | ✓ | ✓ | ✓ | ✓ | ✓ | ✓ | ✓ | ✓ | ✓ | ✓ | ✓ |
| | | | | | | | | | | | | | |
| Boom foot 7 m | 1 | **1** | 1 | 1 | 1 | **1** | 1 | 1 | 1 | **1** | 1 | **1** | |
| Boom section 3 m | | **1** | | 1 | | **1** | | 1 | | **1** | | **1** | |
| Boom section 6 m | 1 | **1** | | | 1 | **1** | | | 1 | **1** | 2 | **2** | |
| Boom section 11.7 m | 3 | **3** | 4 | 4 | 4 | **4** | 5 | 5 | 5 | **5** | 5 | **5** | |
| Boom head 7 m | 1 | **1** | 1 | 1 | 1 | **1** | 1 | 1 | 1 | **1** | 1 | **1** | |
| **Boom length [m]** | **55.1** | **58.1** | **60.8** | **63.8** | **66.8** | **69.8** | **72.5** | **75.5** | **78.5** | **81.5** | **84.5** | **87.5** | |
| Auxiliary jib | ✓ | ✓ | ✓ | ✓ | ✓ | ✓ | ✓ | | | | | | |

# Load capacities with main boom

## Load capacities in [t]

| Radius [m] | Boom length [m] 17 | 23 | 28.7 | 34.7 | 40.4 | 46.4 | 52.1 | 60.8 | 69.8 | 75.5 | 81.5 | 87.5 |
|---|---|---|---|---|---|---|---|---|---|---|---|---|
| 3.7 | 160.0* | | | | | | | | | | | |
| 5 | 137.0 | 137.0 | 136.3 | 126.4 | | | | | | | | |
| 6 | 134.5 | 132.2 | 131.2 | 122.9 | 104.8 | 86.4 | | | | | | |
| 7 | 130.7 | 123.3 | 115.1 | 110.7 | 98.9 | 82.7 | 69.5 | 52.9 | | | | |
| 8 | 116.0 | 107.6 | 101.7 | 95.6 | 89.4 | 78.9 | 66.4 | 51.7 | 37.9 | 31.6 | | |
| 9 | 99.3 | 93.9 | 88.9 | 84.0 | 79.7 | 72.1 | 63.7 | 49.5 | 36.8 | 31.3 | 26.1 | 21.9 |
| 10 | 84.6 | 82.8 | 78.8 | 74.8 | 71.4 | 66.5 | 59.9 | 47.8 | 35.7 | 30.4 | 25.3 | 21.7 |
| 12 | 65.0 | 65.1 | 64.1 | 61.2 | 58.7 | 56.2 | 54.0 | 43.1 | 33.4 | 28.9 | 24.1 | 20.5 |
| 14 | 52.4 | 52.5 | 52.5 | 51.6 | 49.7 | 47.7 | 46.0 | 39.8 | 31.2 | 27.3 | 22.7 | 19.4 |
| 16 | 43.7 | 43.9 | 43.9 | 43.7 | 42.9 | 41.3 | 39.9 | 35.7 | 29.4 | 26.1 | 21.4 | 18.1 |
| 18 | 37.2 | 37.5 | 37.5 | 37.3 | 37.1 | 36.3 | 35.1 | 32.4 | 27.0 | 24.7 | 20.5 | 17.1 |
| 20 | 42.5 | 32.6 | 32.6 | 32.4 | 32.2 | 32.0 | 31.2 | 29.6 | 25.0 | 23.3 | 19.3 | 16.2 |
| 22 | 35.8 | 28.7 | 28.7 | 28.5 | 28.4 | 28.1 | 27.9 | 26.6 | 23.4 | 22.1 | 18.3 | 15.3 |
| 24 | | 12.1 | 25.6 | 25.4 | 25.2 | 25.0 | 24.7 | 24.0 | 21.9 | 21.1 | 17.4 | 14.5 |
| 27 | | | 21.8 | 21.7 | 21.5 | 21.2 | 21.0 | 20.6 | 19.6 | 18.9 | 16.3 | 13.6 |
| 30 | | | | 18.7 | 18.6 | 18.3 | 18.1 | 17.7 | 17.2 | 16.5 | 14.9 | 12.7 |
| 34 | | | | 15.7 | 15.6 | 15.3 | 15.1 | 14.7 | 14.2 | 13.9 | 13.2 | 11.6 |
| 38 | | | | | 13.2 | 13.0 | 12.7 | 12.3 | 11.9 | 11.6 | 11.1 | 10.4 |
| 39 | | | | | 12.7 | 12.5 | 12.2 | 11.9 | 11.4 | 11.1 | 10.7 | 10.0 |
| 40 | | | | | 12.2 | 12.0 | 11.8 | 11.4 | 10.9 | 10.6 | 10.2 | 9.60 |
| 42 | | | | | | 11.1 | 10.9 | 10.5 | 10.0 | 9.8 | 9.4 | 8.8 |
| 44 | | | | | | 10.3 | 10.1 | 9.7 | 9.2 | 9.0 | 8.6 | 8.1 |
| 46 | | | | | | 9.60 | 9.4 | 9.0 | 8.5 | 8.2 | 7.9 | 7.4 |
| 48 | | | | | | | 8.7 | 8.4 | 7.9 | 7.6 | 7.2 | 6.8 |
| 50 | | | | | | | 8.1 | 7.7 | 7.2 | 7.0 | 6.6 | 6.3 |
| 53 | | | | | | | | 6.9 | 6.4 | 6.1 | 5.8 | 5.5 |
| 54 | | | | | | | | 6.7 | 6.2 | 5.9 | 5.6 | 5.2 |
| 57 | | | | | | | | 6.0 | 5.5 | 5.2 | 4.9 | 4.5 |
| 60 | | | | | | | | 5.3 | 4.8 | 4.6 | 4.2 | 3.9 |
| 62 | | | | | | | | | 4.5 | 4.2 | 3.8 | 3.5 |
| 64 | | | | | | | | | 4.1 | 3.8 | 3.5 | 3.1 |
| 66 | | | | | | | | | 3.7 | 3.5 | 3.1 | 2.8 |
| 68 | | | | | | | | | 3.4 | 3.2 | 2.8 | 2.5 |
| 70 | | | | | | | | | | 2.9 | 2.5 | 2.2 |
| 72 | | | | | | | | | | 2.6 | 2.2 | |
| 73 | | | | | | | | | | 2.4 | 2.1 | |
| 74 | | | | | | | | | | 2.3 | | |
| 75 | | | | | | | | | | 2.1 | | |

* Load capacities over 137 t require a special heavy duty boom head.

Carbody counterweight: 20 t

Rear counterweight:

52.3 t | 62.3 t

TLT 13618472.0. Above load charts are for reference only. For actual lift duty please refer to load chart in operator's cabin or manual. Otherwise we recommend you to plan your lifting job using Crane Planner 2.0.

www.liebherr.com/CranePlanner

Crane Planner 2.0

# Luffing jib 1309.xx

## Jib lengths 22.7-78.5 m

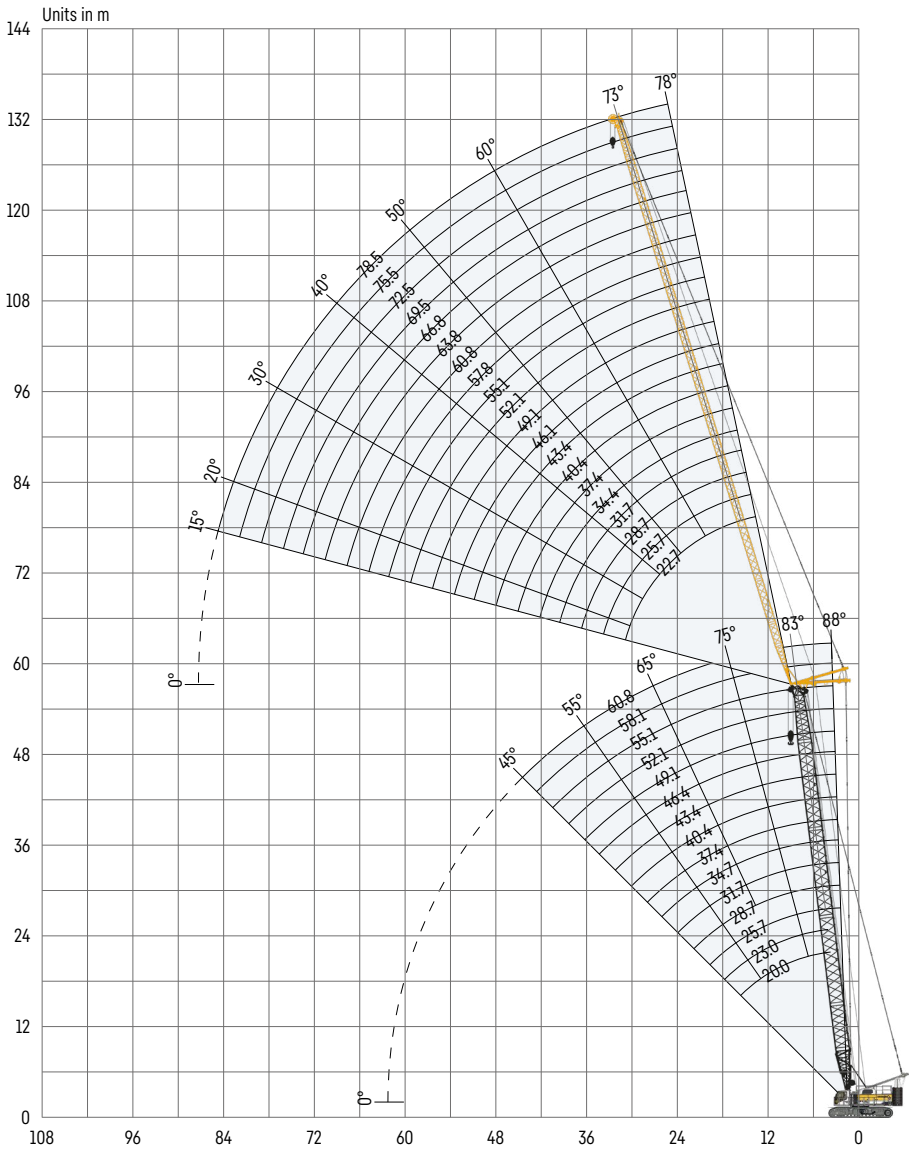


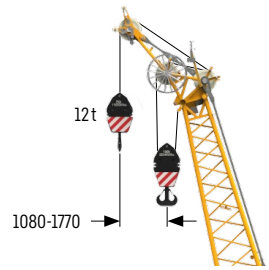


**Auxiliary jib 12 t** (option)
The maximum capacity of the auxiliary jib is 12 t.

### Jib configuration 1309.xx

| Jib section | Amount of jib sections | | | | | | | | | | | | | | | | | | | |
|---|---|---|---|---|---|---|---|---|---|---|---|---|---|---|---|---|---|---|---|---|
| Jib foot 5.5 m | 1 | 1 | 1 | **1** | 1 | 1 | 1 | **1** | 1 | 1 | 1 | **1** | 1 | 1 | 1 | **1** | 1 | 1 | 1 | **1** |
| Jib section 3 m | | 1 | | **1** | | 1 | | **1** | | 1 | | **1** | | 1 | | **1** | | 1 | | **1** |
| Jib section 6 m | | | 1 | **1** | | | 1 | **1** | | | 1 | **1** | | | 1 | **1** | | | 1 | **1** |
| Jib section 11.7 m | 1 | 1 | 1 | **1** | 2 | 2 | 2 | **2** | 3 | 3 | 3 | **3** | 4 | 4 | 4 | **4** | 5 | 5 | 5 | **5** |
| Jib head 5.5 m | 1 | 1 | 1 | **1** | 1 | 1 | 1 | **1** | 1 | 1 | 1 | **1** | 1 | 1 | 1 | **1** | 1 | 1 | 1 | **1** |
| **Jib length [m]** | **22.7** | **25.7** | **28.7** | **31.7** | **34.4** | **37.4** | **40.4** | **43.4** | **46.1** | **49.1** | **52.1** | **55.1** | **57.8** | **60.8** | **63.8** | **66.8** | **69.5** | **72.5** | **75.5** | **78.5** |
| Auxiliary jib | ✓ | ✓ | ✓ | ✓ | ✓ | ✓ | ✓ | ✓ | ✓ | ✓ | ✓ | ✓ | ✓ | ✓ | ✓ | ✓ | ✓ | ✓ | ✓ | |

For main boom configuration please refer to the table on page 20.

# Load capacities with luffing jib

## Load capacities in [t] with 20 m main boom [88/83/75/65°]

| Radius [m] | Jib length 22.7 m | | | | Jib length 28.7 m | | | | Jib length 34.4 m | | | |
|---|---|---|---|---|---|---|---|---|---|---|---|---|
| | 88° | 83° | 75° | 65° | 88° | 83° | 75° | 65° | 88° | 83° | 75° | 65° |
| 8.4 | 42.7 | | | | | | | | | | | |
| 10 | 41.7 | | | | 32.9 | | | | | | | |
| 13 | 33.2 | 38.4 | | | 28.3 | | | | 23.1 | | | |
| 15 | 27.9 | 34.4 | | | 25.1 | 27.9 | | | 21.1 | | | |
| 18 | 21.4 | 27.3 | | | 20.9 | 24.1 | | | 18.0 | 19.8 | | |
| 19 | 19.7 | 25.1 | 29.8 | | 19.2 | 23.3 | | | 17.1 | 18.9 | | |
| 20 | 18.1 | 23.1 | 28.4 | | 17.7 | 21.8 | | | 16.4 | 17.8 | | |
| 21 | 16.7 | 21.1 | 26.8 | | 16.4 | 20.4 | 23.6 | | 15.4 | 16.9 | | |
| 22 | 15.5 | 19.3 | 25.5 | | 15.4 | 19.2 | 22.4 | | 14.5 | 16.2 | | |
| 23 | 14.6 | 17.7 | 24.3 | | 14.5 | 18.3 | 21.6 | | 13.7 | 15.4 | | |
| 24 | 13.8 | 16.6 | 22.9 | | 13.6 | 17.3 | 20.7 | | 13.0 | 14.6 | 16.7 | |
| 25 | 12.9 | 15.7 | 21.7 | 22.3 | 12.8 | 16.2 | 19.9 | | 12.4 | 14.0 | 16.0 | |
| 27 | | 12.1 | 19.4 | 20.7 | 11.5 | 14.4 | 18.4 | | 11.3 | 12.9 | 14.8 | |
| 29 | | | 16.9 | 19.0 | 10.6 | 13.0 | 16.7 | 18.5 | 10.3 | 11.9 | 13.5 | |
| 31 | | | | 17.9 | 9.0 | 11.8 | 15.2 | 17.3 | 9.5 | 11.0 | 12.6 | |
| 33 | | | | 16.7 | | 10.1 | 14.1 | 15.9 | 8.8 | 10.3 | 11.6 | 13.5 |
| 35 | | | | | | | 13.0 | 14.9 | 8.0 | 9.5 | 10.8 | 12.5 |
| 36 | | | | | | | | 14.4 | 7.7 | 9.1 | 10.5 | 12.0 |
| 38 | | | | | | | | 13.4 | | 8.3 | 9.7 | 11.1 |
| 39 | | | | | | | | 11.9 | | | 9.4 | 10.8 |
| 41 | | | | | | | | | | | 8.6 | 10.1 |
| 44 | | | | | | | | | | | | 9.0 |

| Radius [m] | Jib length 40.4 m | | | | Jib length 46.1 m | | | | Jib length 55.1 m | | | |
|---|---|---|---|---|---|---|---|---|---|---|---|---|
| | 88° | 83° | 75° | 65° | 88° | 83° | 75° | 65° | 88° | 83° | 75° | 65° |
| 13 | 15.6 | | | | | | | | | | | |
| 16 | 14.1 | | | | 11.9 | | | | 8.5 | | | |
| 18 | 13.5 | 13.9 | | | 11.3 | | | | 8.1 | | | |
| 20 | 12.7 | 13.1 | | | 10.8 | 11.1 | | | 7.7 | | | |
| 21 | 12.4 | 12.8 | | | 10.5 | 10.8 | | | 7.5 | | | |
| 22 | 12.1 | 12.4 | | | 10.3 | 10.5 | | | 7.4 | 7.5 | | |
| 23 | 11.8 | 12.1 | | | 10.0 | 10.3 | | | 7.2 | 7.4 | | |
| 26 | 10.0 | 11.5 | 11.9 | | 9.4 | 9.8 | | | 6.9 | 7.0 | | |
| 28 | 9.0 | 11.1 | 11.6 | | 8.5 | 9.5 | 9.7 | | 6.7 | 6.8 | | |
| 31 | 7.9 | 10.5 | 11.1 | | 7.5 | 9.1 | 9.4 | | 6.4 | 6.6 | | |
| 34 | 7.0 | 9.1 | 10.8 | | 6.7 | 8.8 | 9.1 | | 5.9 | 6.4 | 6.5 | |
| 36 | 6.5 | 8.3 | 10.1 | 10.8 | 6.2 | 8.1 | 8.9 | | 5.7 | 6.2 | 6.4 | |
| 42 | 5.6 | 6.8 | 8.5 | 9.3 | 5.0 | 6.4 | 7.7 | 8.5 | 4.7 | 5.6 | 6.0 | |
| 44 | | 6.3 | 7.9 | 8.8 | 4.7 | 5.9 | 7.3 | 8.2 | 4.4 | 5.4 | 5.8 | 6.0 |
| 47 | | | 6.9 | 8.1 | 4.2 | 5.3 | 6.8 | 7.4 | 3.9 | 5.0 | 5.5 | 5.8 |
| 49 | | | | 7.6 | | 4.8 | 6.4 | 7.10 | 3.7 | 4.8 | 5.3 | 5.6 |
| 52 | | | | | | | 5.8 | 6.5 | 3.3 | 4.4 | 5.1 | 5.4 |
| 54 | | | | | | | | 6.1 | 3.1 | 4.1 | 4.9 | 5.2 |
| 56 | | | | | | | | | 2.9 | 3.7 | 4.7 | 5.1 |
| 58 | | | | | | | | | | 3.3 | 4.5 | 4.9 |
| 61 | | | | | | | | | | | 3.7 | 4.6 |
| 64 | | | | | | | | | | | | 4.2 |

Carbody counterweight: 20 t
Rear counterweight:
62.3 t

TLT 13618472.0. Above load charts are for reference only. For actual lift duty please refer to load chart in operator's cabin or manual. Otherwise we recommend you to plan your lifting job using Crane Planner 2.0.

www.liebherr.com/CranePlanner

**Crane Planner 2.0**

# Load capacities with luffing jib

## Load capacities in [t] with 31.7 m main boom [88/83/75/65°]

| Radius [m] | Jib length 22.7 m | | | | Jib length 31.7 m | | | | Jib length 43.4 m | | | |
|---|---|---|---|---|---|---|---|---|---|---|---|---|
| | 88° | 83° | 75° | 65° | 88° | 83° | 75° | 65° | 88° | 83° | 75° | 65° |
| 8.8 | 44.4 | | | | | | | | | | | |
| 11 | 41.1 | | | | 28.9 | | | | | | | |
| 14 | 31.8 | 40.7 | | | 26.8 | | | | 17.1 | | | |
| 18 | 22.7 | 32.4 | | | 21.0 | 25.6 | | | 15.6 | | | |
| 20 | 19.5 | 26.5 | | | 18.3 | 24.1 | | | 14.7 | 15.5 | | |
| 22 | 16.9 | 22.5 | 28.3 | | 15.8 | 22.8 | | | 13.4 | 14.9 | | |
| 24 | 15.1 | 19.4 | 25.9 | | 13.9 | 19.5 | | | 12.4 | 14.2 | | |
| 26 | | 17.2 | 23.5 | | 12.7 | 16.9 | 22.7 | | 11.6 | 13.7 | | |
| 27 | | 16.4 | 22.5 | | 12.2 | 16.1 | 21.9 | | 11.1 | 13.4 | | |
| 28 | | 15.5 | 21.5 | | 11.7 | 15.3 | 21.1 | | 10.6 | 13.1 | | |
| 29 | | | 20.6 | | 11.3 | 14.7 | 20.2 | | 10.2 | 12.8 | | |
| 30 | | | 19.7 | 18.3 | 10.9 | 14.0 | 19.4 | | 9.8 | 12.5 | 13.8 | |
| 32 | | | 18.2 | 16.9 | 10.2 | 12.9 | 17.9 | | 9.2 | 12.0 | 13.5 | |
| 33 | | | 12.1 | 16.3 | 9.9 | 12.5 | 17.3 | | 8.9 | 11.8 | 13.2 | |
| 34 | | | | 15.7 | 9.5 | 12.1 | 16.6 | | 8.6 | 11.6 | 13.0 | |
| 36 | | | | 14.6 | | 11.1 | 15.4 | 14.2 | 8.0 | 10.8 | 12.5 | |
| 38 | | | | 13.6 | | | 14.4 | 13.3 | 7.5 | 10.0 | 12.1 | |
| 41 | | | | | | | 12.7 | 12.1 | 6.9 | 9.0 | 11.4 | |
| 42 | | | | | | | | 11.7 | 6.7 | 8.7 | 11.0 | 11.3 |
| 48 | | | | | | | | | | 7.0 | 9.3 | 9.4 |
| 49 | | | | | | | | | | | 9.0 | 9.2 |
| 58 | | | | | | | | | | | | 7.3 |

| Radius [m] | Jib length 55.1 m | | | | Jib length 66.8 m | | | | Jib length 78.5 m | | | |
|---|---|---|---|---|---|---|---|---|---|---|---|---|
| | 88° | 83° | 75° | 65° | 88° | 83° | 75° | 65° | 88° | 83° | 75° | 65° |
| 16 | 10.3 | | | | | | | | | | | |
| 18 | 9.9 | | | | 6.5 | | | | | | | |
| 21 | 9.3 | | | | 6.2 | | | | 3.6 | | | |
| 23 | 8.9 | 9.1 | | | 6.0 | | | | 3.5 | | | |
| 24 | 8.7 | 9.0 | | | 5.9 | | | | 3.4 | | | |
| 27 | 8.3 | 8.6 | | | 5.6 | 5.7 | | | 3.2 | | | |
| 30 | 8.1 | 8.3 | | | 5.4 | 5.5 | | | 3.0 | 3.1 | | |
| 35 | 7.0 | 7.8 | 8.2 | | 5.1 | 5.2 | | | 2.7 | 2.9 | | |
| 39 | 6.3 | 7.4 | 7.9 | | 4.7 | 5.0 | | | 2.6 | 2.7 | | |
| 43 | 5.6 | 7.0 | 7.5 | | 4.4 | 4.8 | 5.0 | | 2.4 | 2.5 | | |
| 47 | 5.0 | 6.4 | 7.2 | | 4.2 | 4.6 | 4.8 | | 2.3 | 2.4 | 2.5 | |
| 53 | 4.2 | 5.7 | 6.6 | 7.0 | 3.4 | 4.3 | 4.5 | | 2.1 | 2.2 | 2.3 | |
| 55 | 3.9 | 5.3 | 6.5 | 6.9 | 3.1 | 4.1 | 4.4 | 4.5 | 2.0 | 2.1 | 2.2 | |
| 57 | 3.7 | 4.9 | 6.3 | 6.7 | 2.9 | 4.0 | 4.4 | 4.4 | | 2.1 | 2.2 | |
| 60 | | 4.4 | 5.9 | 6.4 | 2.7 | 3.9 | 4.2 | 4.3 | | 2.0 | 2.1 | |
| 62 | | | 5.6 | 6.2 | 2.5 | 3.8 | 4.2 | 4.3 | | | 2.0 | 2.1 |
| 64 | | | 5.3 | 5.9 | 2.3 | 3.5 | 4.1 | 4.2 | | | 2.0 | 2.1 |
| 65 | | | | 5.7 | 2.2 | 3.4 | 4.1 | 4.2 | | | | 2.0 |
| 68 | | | | 5.3 | | 3.0 | 3.9 | 4.1 | | | | |
| 69 | | | | 5.2 | | 2.8 | 3.8 | 4.1 | | | | |
| 71 | | | | | | 2.6 | 3.7 | 4.0 | | | | |
| 73 | | | | | | | 3.5 | 3.9 | | | | |

Carbody counterweight: 20 t
Rear counterweight:
62.3 t

TLT 13618472.0. Above load charts are for reference only. For actual lift duty please refer to load chart in operator's cabin or manual. Otherwise we recommend you to plan your lifting job using Crane Planner 2.0.

www.liebherr.com/CranePlanner

Crane Planner 2.0

# Load capacities with luffing jib

## Load capacities in [t] with 40.4 m main boom [88/83/75/65°]

| Radius [m] | Jib length 22.7 m | | | | Jib length 31.7 m | | | | Jib length 43.4 m | | | |
|---|---|---|---|---|---|---|---|---|---|---|---|---|
| | 88° | 83° | 75° | 65° | 88° | 83° | 75° | 65° | 88° | 83° | 75° | 65° |
| 9.1 | 37.3 | | | | | | | | | | | |
| 11 | 35.2 | | | | 25.8 | | | | | | | |
| 14 | 27.4 | | | | 23.8 | | | | 15.7 | | | |
| 16 | 23.6 | 31.8 | | | 21.8 | | | | 15.1 | | | |
| 18 | 20.3 | 28.4 | | | 18.8 | 23.2 | | | 14.4 | | | |
| 21 | 16.6 | 22.7 | | | 15.5 | 20.9 | | | 13.0 | 14.1 | | |
| 26 | 12.1 | 16.5 | 22.2 | | 11.8 | 16.0 | | | 10.4 | 12.9 | | |
| 28 | | 15.1 | 20.6 | | 11.0 | 14.4 | 19.3 | | 9.60 | 12.5 | | |
| 30 | | | 19.0 | | 10.3 | 13.3 | 18.1 | | 8.9 | 11.9 | | |
| 32 | | | 17.6 | | 9.7 | 12.3 | 16.8 | | 8.3 | 11.1 | 12.8 | |
| 33 | | | 16.9 | 15.1 | 9.3 | 11.9 | 16.3 | | 8.1 | 10.8 | 12.8 | |
| 34 | | | 16.3 | 14.6 | 9.0 | 11.5 | 15.9 | | 7.8 | 10.4 | 12.6 | |
| 36 | | | | 13.6 | | 10.7 | 14.9 | | 7.4 | 9.9 | 12.2 | |
| 38 | | | | 12.7 | | 9.9 | 13.9 | | 7.0 | 9.2 | 11.9 | |
| 42 | | | | 11.2 | | | 12.3 | 10.8 | 6.3 | 8.1 | 11.2 | |
| 44 | | | | | | | 11.5 | 10.2 | 5.9 | 7.7 | 10.6 | |
| 45 | | | | | | | | 9.9 | 5.7 | 7.4 | 10.3 | 9.4 |
| 46 | | | | | | | | 9.60 | 5.6 | 7.2 | 10.0 | 9.1 |
| 49 | | | | | | | | 8.9 | | 6.5 | 9.4 | 8.4 |
| 50 | | | | | | | | 8.6 | | | 9.1 | 8.1 |
| 55 | | | | | | | | | | | 7.8 | 7.10 |
| 62 | | | | | | | | | | | | 6.0 |

| Radius [m] | Jib length 55.1 m | | | | Jib length 66.8 m | | | | Jib length 78.5 m | | | |
|---|---|---|---|---|---|---|---|---|---|---|---|---|
| | 88° | 83° | 75° | 65° | 88° | 83° | 75° | 65° | 88° | 83° | 75° | 65° |
| 16 | 9.60 | | | | | | | | | | | |
| 19 | 9.2 | | | | 6.1 | | | | | | | |
| 21 | 8.8 | | | | 5.9 | | | | 3.5 | | | |
| 25 | 8.2 | 8.5 | | | 5.5 | | | | 3.2 | | | |
| 28 | 7.8 | 8.2 | | | 5.3 | 5.5 | | | 3.0 | | | |
| 31 | 7.5 | 7.9 | | | 5.1 | 5.3 | | | 2.9 | 3.0 | | |
| 37 | 6.1 | 7.4 | 7.7 | | 4.7 | 4.9 | | | 2.6 | 2.8 | | |
| 42 | 5.2 | 6.9 | 7.5 | | 4.1 | 4.7 | 4.8 | | 2.4 | 2.5 | | |
| 46 | 4.7 | 6.3 | 7.2 | | 3.8 | 4.5 | 4.7 | | 2.3 | 2.4 | | |
| 47 | 4.5 | 6.1 | 7.10 | | 3.7 | 4.4 | 4.7 | | 2.3 | 2.4 | | |
| 48 | 4.4 | 6.0 | 7.10 | | 3.6 | 4.4 | 4.6 | | 2.2 | 2.3 | 2.4 | |
| 52 | 4.0 | 5.4 | 6.7 | 6.9 | 3.1 | 4.1 | 4.5 | | 2.1 | 2.2 | 2.4 | |
| 55 | 3.6 | 5.0 | 6.5 | 6.6 | 2.8 | 3.9 | 4.3 | | 2.0 | 2.1 | 2.3 | |
| 57 | 3.4 | 4.7 | 6.3 | 6.3 | 2.6 | 3.7 | 4.3 | | | 2.1 | 2.2 | |
| 59 | | 4.4 | 6.2 | 5.9 | 2.5 | 3.6 | 4.2 | 4.2 | | 2.0 | 2.1 | |
| 61 | | 4.0 | 5.9 | 5.6 | 2.3 | 3.5 | 4.1 | 4.2 | | | 2.1 | |
| 64 | | | 5.5 | 5.2 | 2.0 | 3.2 | 4.0 | 4.1 | | | | |
| 66 | | | 5.2 | 5.0 | | 3.0 | 4.0 | 4.1 | | | | |
| 72 | | | | 4.3 | | 2.3 | 3.7 | 3.8 | | | | |
| 73 | | | | 4.2 | | | 3.6 | 3.7 | | | | |
| 78 | | | | | | | 3.3 | 3.2 | | | | |
| 84 | | | | | | | | 2.7 | | | | |

Carbody counterweight: 20 t
Rear counterweight:
62.3 t

TLT 13618472.0. Above load charts are for reference only. For actual lift duty please refer to load chart in operator's cabin or manual. Otherwise we recommend you to plan your lifting job using Crane Planner 2.0.

www.liebherr.com/CranePlanner
Crane Planner 2.0

# Load capacities with luffing jib

## Load capacities in [t] with 52.1 m main boom [88/83/75/65°]

| Radius [m] | Jib length 22.7 m | | | | Jib length 31.7 m | | | | Jib length 43.4 m | | | |
|---|---|---|---|---|---|---|---|---|---|---|---|---|
| | 88° | 83° | 75° | 65° | 88° | 83° | 75° | 65° | 88° | 83° | 75° | 65° |
| 9.5 | 28.3 | | | | | | | | | | | |
| 12 | 25.3 | | | | 20.7 | | | | | | | |
| 14 | 21.9 | | | | 19.3 | | | | 13.2 | | | |
| 16 | 19.3 | 23.5 | | | 17.4 | | | | 12.9 | | | |
| 19 | 15.9 | 20.6 | | | 14.2 | 17.5 | | | 12.0 | | | |
| 22 | 13.5 | 17.6 | | | 12.1 | 15.7 | | | 10.6 | | | |
| 23 | 12.9 | 16.8 | | | 11.6 | 15.0 | | | 10.1 | 11.7 | | |
| 27 | | 14.0 | 16.6 | | 9.8 | 12.6 | | | 8.5 | 10.8 | | |
| 30 | | 12.5 | 15.2 | | 9.0 | 11.5 | 13.1 | | 7.6 | 10.1 | | |
| 31 | | 11.9 | 14.9 | | 8.7 | 11.1 | 12.9 | | 7.3 | 9.8 | | |
| 35 | | | 13.7 | | 7.8 | 9.8 | 11.9 | | 6.5 | 8.6 | 9.60 | |
| 38 | | | 12.9 | 11.2 | | 9.0 | 11.2 | | 6.0 | 7.9 | 9.2 | |
| 39 | | | | 10.9 | | 8.7 | 10.9 | | 5.9 | 7.6 | 9.1 | |
| 40 | | | | 10.6 | | | 10.7 | | 5.7 | 7.4 | 9.0 | |
| 44 | | | | 9.3 | | | 9.9 | 8.8 | 5.2 | 6.7 | 8.3 | |
| 46 | | | | 8.8 | | | 9.60 | 8.3 | 4.9 | 6.3 | 8.1 | |
| 47 | | | | 8.5 | | | 9.4 | 8.1 | | 6.2 | 7.9 | |
| 50 | | | | | | | | 7.5 | | 5.7 | 7.5 | 6.7 |
| 51 | | | | | | | | 7.3 | | 5.5 | 7.4 | 6.5 |
| 55 | | | | | | | | 6.5 | | | 6.9 | 5.9 |
| 58 | | | | | | | | | | | 6.5 | 5.5 |
| 67 | | | | | | | | | | | | 4.4 |

| Radius [m] | Jib length 55.1 m | | | | Jib length 66.8 m | | | | Jib length 78.5 m | | | |
|---|---|---|---|---|---|---|---|---|---|---|---|---|
| | 88° | 83° | 75° | 65° | 88° | 83° | 75° | 65° | 88° | 83° | 75° | 65° |
| 17 | 8.5 | | | | | | | | | | | |
| 19 | 8.2 | | | | 5.5 | | | | | | | |
| 22 | 7.8 | | | | 5.3 | | | | 3.1 | | | |
| 26 | 7.2 | 7.6 | | | 4.9 | | | | 2.9 | | | |
| 29 | 6.6 | 7.4 | | | 4.8 | 4.9 | | | 2.8 | | | |
| 33 | 5.9 | 7.0 | | | 4.4 | 4.8 | | | 2.6 | 2.8 | | |
| 38 | 5.0 | 6.5 | | | 4.0 | 4.5 | | | 2.4 | 2.6 | | |
| 40 | 4.7 | 6.2 | 6.6 | | 3.7 | 4.4 | | | 2.3 | 2.5 | | |
| 41 | 4.6 | 6.1 | 6.6 | | 3.6 | 4.4 | | | 2.3 | 2.5 | | |
| 45 | 4.1 | 5.7 | 6.4 | | 3.1 | 4.1 | 4.2 | | 2.1 | 2.3 | | |
| 46 | 3.9 | 5.5 | 6.4 | | 3.1 | 4.0 | 4.2 | | 2.0 | 2.3 | | |
| 50 | 3.6 | 4.8 | 6.0 | | 2.7 | 3.8 | 4.1 | | | 2.1 | 2.3 | |
| 53 | 3.3 | 4.4 | 5.8 | | 2.4 | 3.6 | 4.0 | | | 2.0 | 2.2 | |
| 57 | 2.9 | 4.0 | 5.4 | 4.8 | 2.1 | 3.2 | 3.8 | | | | 2.1 | |
| 60 | | 3.7 | 5.2 | 4.5 | | 2.9 | 3.7 | | | | 2.0 | |
| 62 | | 3.4 | 5.0 | 4.3 | | 2.7 | 3.6 | | | | | |
| 64 | | | 4.9 | 4.1 | | 2.6 | 3.5 | 3.3 | | | | |
| 68 | | | 4.5 | 3.7 | | 2.2 | 3.4 | 2.9 | | | | |
| 70 | | | | 3.5 | | 2.0 | 3.3 | 2.8 | | | | |
| 73 | | | | 3.2 | | | 3.1 | 2.5 | | | | |
| 78 | | | | 2.9 | | | 2.8 | 2.2 | | | | |
| 80 | | | | | | | 2.7 | 2.0 | | | | |

Carbody counterweight: 20 t
Rear counterweight:
62.3 t

TLT 13618472.0. Above load charts are for reference only. For actual lift duty please refer to load chart in operator's cabin or manual. Otherwise we recommend you to plan your lifting job using Crane Planner 2.0.

www.liebherr.com/CranePlanner
Crane Planner 2.0

# Load capacities with luffing jib

## Load capacities in [t] with 60.8 m main boom [88/83/75/65°]

| Radius [m] | Jib length 22.7 m | | | | Jib length 31.7 m | | | | Jib length 37.4 m | | | |
|---|---|---|---|---|---|---|---|---|---|---|---|---|
| | 88° | 83° | 75° | 65° | 88° | 83° | 75° | 65° | 88° | 83° | 75° | 65° |
| 9.8 | 22.4 | | | | | | | | | | | |
| 12 | 20.5 | | | | 16.7 | | | | | | | |
| 13 | 19.5 | | | | 16.3 | | | | 12.2 | | | |
| 18 | 14.5 | 17.2 | | | 12.7 | | | | 10.8 | | | |
| 19 | 13.8 | 16.5 | | | 12.1 | | | | 10.5 | | | |
| 20 | 13.1 | 15.7 | | | 11.6 | 13.1 | | | 10.0 | | | |
| 22 | 11.9 | 14.6 | | | 10.5 | 12.3 | | | 9.3 | 10.2 | | |
| 25 | 10.6 | 13.1 | | | 9.1 | 11.2 | | | 8.3 | 9.4 | | |
| 29 | | 11.6 | 12.0 | | 8.1 | 10.0 | | | 7.2 | 8.7 | | |
| 32 | | 10.3 | 11.1 | | 7.5 | 9.2 | | | 6.6 | 8.1 | | |
| 33 | | | 10.9 | | 7.3 | 9.0 | 9.3 | | 6.4 | 7.9 | | |
| 34 | | | 10.7 | | 7.10 | 8.7 | 9.1 | | 6.2 | 7.8 | | |
| 35 | | | 10.4 | | 6.9 | 8.5 | 8.9 | | 6.0 | 7.6 | 7.5 | |
| 37 | | | 10.1 | | | 8.1 | 8.5 | | 5.7 | 7.10 | 7.3 | |
| 39 | | | 9.8 | | | 7.7 | 8.1 | | 5.5 | 6.7 | 7.10 | |
| 40 | | | 9.7 | | | 7.5 | 8.0 | | 5.3 | 6.6 | 6.9 | |
| 47 | | | | 7.4 | | | 7.10 | 6.7 | | | 6.1 | |
| 49 | | | | 7.10 | | | 7.0 | 6.4 | | | 5.9 | |
| 51 | | | | | | | | 6.1 | | | 5.8 | 5.7 |
| 54 | | | | | | | | 5.6 | | | 5.6 | 5.3 |
| 59 | | | | | | | | 5.0 | | | | 4.7 |
| 64 | | | | | | | | | | | | 4.1 |

| Radius [m] | Jib length 43.4 m | | | | Jib length 46.1 m | | | | Jib length 49.1 m | | | |
|---|---|---|---|---|---|---|---|---|---|---|---|---|
| | 88° | 83° | 75° | 65° | 88° | 83° | 75° | 65° | 88° | 83° | 75° | 65° |
| 15 | 10.0 | | | | 9.2 | | | | | | | |
| 16 | 9.60 | | | | 9.0 | | | | 8.2 | | | |
| 20 | 8.9 | | | | 8.3 | | | | 7.6 | | | |
| 24 | 7.8 | 8.5 | | | 7.4 | 7.8 | | | 7.0 | | | |
| 25 | 7.6 | 8.4 | | | 7.2 | 7.8 | | | 6.7 | 7.2 | | |
| 30 | 6.4 | 7.6 | | | 6.2 | 7.2 | | | 5.9 | 6.7 | | |
| 36 | 5.4 | 6.7 | | | 5.2 | 6.4 | | | 4.9 | 6.0 | | |
| 38 | 5.1 | 6.5 | 6.3 | | 4.9 | 6.2 | | | 4.6 | 5.8 | | |
| 40 | 4.8 | 6.1 | 6.2 | | 4.6 | 5.9 | 5.9 | | 4.3 | 5.6 | 5.4 | |
| 42 | 4.6 | 5.8 | 6.0 | | 4.3 | 5.6 | 5.7 | | 4.1 | 5.4 | 5.3 | |
| 46 | 4.1 | 5.2 | 5.6 | | 3.9 | 5.0 | 5.3 | | 3.7 | 4.7 | 5.0 | |
| 49 | | 4.8 | 5.3 | | 3.7 | 4.6 | 5.1 | | 3.4 | 4.4 | 4.8 | |
| 52 | | 4.4 | 5.0 | | | 4.3 | 4.8 | | 3.1 | 4.0 | 4.5 | |
| 54 | | | 4.9 | 4.8 | | 4.0 | 4.7 | | | 3.8 | 4.4 | |
| 56 | | | 4.8 | 4.6 | | | 4.5 | 4.4 | | 3.6 | 4.2 | |
| 57 | | | 4.7 | 4.5 | | | 4.5 | 4.3 | | 3.5 | 4.2 | 4.1 |
| 60 | | | 4.6 | 4.1 | | | 4.3 | 4.0 | | | 4.0 | 3.8 |
| 63 | | | | 3.8 | | | 4.2 | 3.7 | | | 3.9 | 3.5 |
| 66 | | | | 3.6 | | | | 3.4 | | | 3.7 | 3.2 |
| 70 | | | | 3.2 | | | | 3.1 | | | | 2.9 |
| 73 | | | | | | | | 2.9 | | | | 2.7 |
| 76 | | | | | | | | | | | | 2.5 |

Carbody counterweight: 20 t
Rear counterweight:
62.3 t

TLT 13618472.0. Above load charts are for reference only. For actual lift duty please refer to load chart in operator's cabin or manual. Otherwise we recommend you to plan your lifting job using Crane Planner 2.0.

www.liebherr.com/CranePlanner

Crane Planner 2.0

# Luffing jib 1713.xx

## Jib lengths 20-83 m

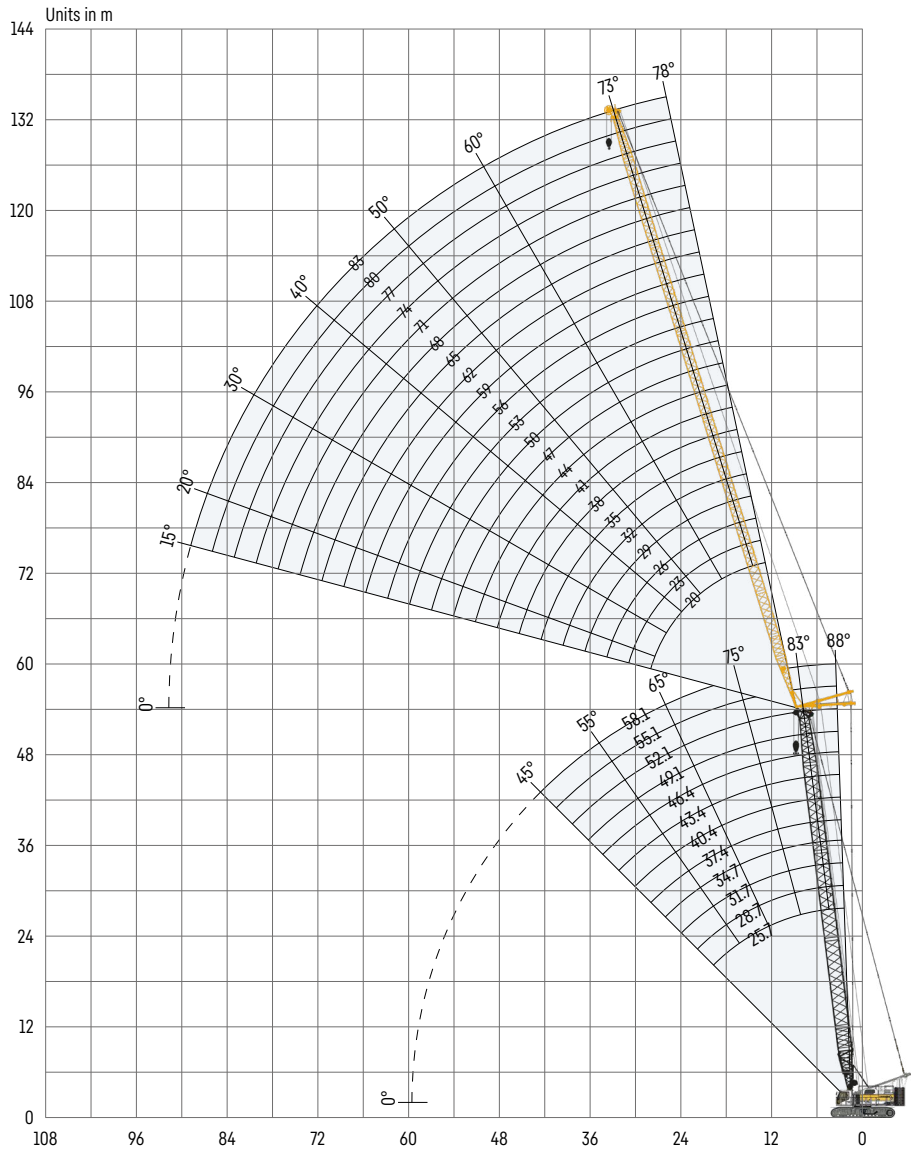


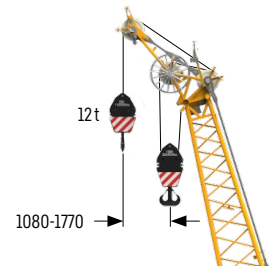


**Auxiliary jib 12 t** (option)
The maximum capacity of the auxiliary jib is 12 t.

### Jib configuration 1713.xx

| Jib section | Amount of jib sections | | | | | | | | | | | | | | | | | | | | | |
|---|---|---|---|---|---|---|---|---|---|---|---|---|---|---|---|---|---|---|---|---|---|---|
| Jib foot 7 m | 1 | 1 | 1 | 1 | 1 | **1** | 1 | 1 | 1 | **1** | 1 | 1 | 1 | **1** | 1 | 1 | 1 | **1** | 1 | 1 | 1 | **1** |
| Jib section 3 m | | 1 | | 1 | | **1** | | 1 | | **1** | | 1 | | **1** | | 1 | | **1** | | 1 | | **1** |
| Jib section 6 m | 1 | 1 | | | 1 | **1** | | | 1 | **1** | | | 1 | **1** | | | 1 | **1** | | | 1 | **1** |
| Jib section 12 m | | | 1 | 1 | 1 | **1** | 2 | 2 | 2 | **2** | 3 | 3 | 3 | **3** | 4 | 4 | 4 | **4** | 5 | 5 | 5 | **5** |
| Jib head 7 m | 1 | 1 | 1 | 1 | 1 | **1** | 1 | 1 | 1 | **1** | 1 | 1 | 1 | **1** | 1 | 1 | 1 | **1** | 1 | 1 | 1 | **1** |
| **Jib length [m]** | **20** | **23** | **26** | **29** | **32** | **35** | **38** | **41** | **44** | **47** | **50** | **53** | **56** | **59** | **62** | **65** | **68** | **71** | **74** | **77** | **80** | **83** |
| Auxiliary jib | ✓ | ✓ | ✓ | ✓ | ✓ | ✓ | ✓ | ✓ | ✓ | ✓ | ✓ | ✓ | ✓ | ✓ | ✓ | ✓ | ✓ | ✓ | ✓ | ✓ | ✓ | |

For main boom configuration please refer to the table on page 20.

# Load capacities with luffing jib

**Load capacities in [t] with 25.7 m main boom [88/83/75/65°]**

| Radius [m] | Jib length 20 m | | | | Jib length 32 m | | | | Jib length 44 m | | | |
|---|---|---|---|---|---|---|---|---|---|---|---|---|
| | 88° | 83° | 75° | 65° | 88° | 83° | 75° | 65° | 88° | 83° | 75° | 65° |
| 8.2 | 53.6 | | | | | | | | | | | |
| 11 | 42.7 | | | | 35.5 | | | | | | | |
| 13 | 34.6 | 47.3 | | | 32.1 | | | | | | | |
| 14 | 31.8 | 44.2 | | | 29.0 | | | | 23.3 | | | |
| 17 | 25.0 | 34.3 | | | 22.7 | 31.2 | | | 20.7 | | | |
| 21 | 18.2 | 23.8 | 29.6 | | 17.0 | 23.6 | | | 15.2 | 20.4 | | |
| 26 | | 12.1 | 23.2 | | 12.4 | 16.8 | 22.3 | | 11.3 | 16.4 | | |
| 29 | | | 20.3 | 18.8 | 10.8 | 14.3 | 19.8 | | 9.9 | 14.1 | | |
| 31 | | | | 17.3 | 10.1 | 13.0 | 18.3 | | 9.1 | 12.6 | 17.3 | |
| 36 | | | | | | 10.5 | 14.9 | 13.8 | 7.5 | 10.0 | 13.9 | |
| 38 | | | | | | | 13.7 | 12.9 | 6.9 | 9.1 | 12.7 | |
| 39 | | | | | | | 13.1 | 12.5 | 6.6 | 8.7 | 12.2 | |
| 40 | | | | | | | 12.4 | 12.1 | 6.4 | 8.3 | 12.1 | |
| 41 | | | | | | | 11.8 | 11.7 | 6.2 | 8.0 | 11.7 | |
| 42 | | | | | | | 10.9 | 11.3 | 6.0 | 7.7 | 11.2 | 10.7 |
| 44 | | | | | | | | 10.7 | 5.6 | 7.2 | 10.2 | 10.1 |
| 45 | | | | | | | | 10.3 | 5.4 | 6.9 | 9.8 | 9.8 |
| 46 | | | | | | | | 10.0 | 5.2 | 6.7 | 9.4 | 9.5 |
| 47 | | | | | | | | 9.7 | | 6.4 | 9.1 | 9.2 |
| 49 | | | | | | | | | | 5.2 | 8.5 | 8.7 |
| 53 | | | | | | | | | | | 7.2 | 7.8 |
| 58 | | | | | | | | | | | | 6.8 |

| Radius [m] | Jib length 56 m | | | | Jib length 68 m | | | | Jib length 83 m | | | |
|---|---|---|---|---|---|---|---|---|---|---|---|---|
| | 88° | 83° | 75° | 65° | 88° | 83° | 75° | 65° | 88° | 83° | 75° | 65° |
| 16 | 15.2 | | | | | | | | | | | |
| 19 | 14.4 | | | | 10.1 | | | | | | | |
| 22 | 12.3 | | | | 9.60 | | | | 6.0 | | | |
| 24 | 11.2 | 13.3 | | | 9.1 | | | | 5.9 | | | |
| 29 | 8.5 | 12.2 | | | 7.8 | 8.9 | | | 5.5 | | | |
| 32 | 7.4 | 11.5 | | | 6.7 | 8.7 | | | 5.3 | 5.5 | | |
| 36 | 6.2 | 9.9 | 12.2 | | 5.6 | 8.2 | | | 4.6 | 5.2 | | |
| 40 | 5.3 | 7.8 | 10.9 | | 4.6 | 7.7 | 8.3 | | 3.7 | 4.9 | | |
| 42 | 4.9 | 7.2 | 10.1 | | 4.2 | 6.9 | 8.2 | | 3.3 | 4.8 | | |
| 46 | 4.2 | 6.0 | 8.5 | | 3.5 | 5.7 | 7.4 | | 2.6 | 4.5 | | |
| 49 | 3.7 | 5.2 | 7.5 | 8.1 | 3.0 | 5.1 | 6.7 | | 2.2 | 4.1 | 4.6 | |
| 54 | 3.1 | 4.3 | 6.3 | 7.0 | 2.3 | 4.0 | 5.7 | | | 3.3 | 4.4 | |
| 56 | 2.8 | 3.9 | 6.0 | 6.6 | 2.1 | 3.6 | 5.3 | 6.0 | | 3.0 | 4.2 | |
| 58 | 2.5 | 3.6 | 5.6 | 6.3 | | 3.2 | 5.0 | 5.7 | | 2.8 | 3.9 | |
| 60 | | 3.3 | 5.2 | 5.9 | | 2.9 | 4.6 | 5.3 | | 2.6 | 3.7 | |
| 64 | | | 4.4 | 5.3 | | 2.3 | 4.0 | 4.7 | | | 3.2 | 3.6 |
| 67 | | | | 4.9 | | | 3.6 | 4.3 | | | 2.9 | 3.4 |
| 69 | | | | 4.6 | | | 3.4 | 4.1 | | | 2.7 | 3.2 |
| 73 | | | | | | | 2.8 | 3.6 | | | 2.1 | 2.7 |
| 76 | | | | | | | 2.3 | 3.3 | | | | 2.5 |
| 81 | | | | | | | | 2.9 | | | | 2.1 |
| 82 | | | | | | | | 2.6 | | | | |

Carbody counterweight: 20 t
Rear counterweight:
62.3 t

TLT 13618472.0. Above load charts are for reference only. For actual lift duty please refer to load chart in operator's cabin or manual. Otherwise we recommend you to plan your lifting job using Crane Planner 2.0.

www.liebherr.com/CranePlanner

**Crane Planner 2.0**

# Load capacities with luffing jib

**Load capacities in [t] with 31.7 m main boom [88/83/75/65°]**

| Radius [m] | Jib length 20 m | | | | Jib length 32 m | | | | Jib length 44 m | | | |
|---|---|---|---|---|---|---|---|---|---|---|---|---|
| | 88° | 83° | 75° | 65° | 88° | 83° | 75° | 65° | 88° | 83° | 75° | 65° |
| 8.2 | 53.6 | | | | | | | | | | | |
| 11 | 42.7 | | | | 35.5 | | | | | | | |
| 13 | 34.6 | 47.3 | | | 32.1 | | | | | | | |
| 14 | 31.8 | 44.2 | | | 29.0 | | | | 23.3 | | | |
| 17 | 25.0 | 34.3 | | | 22.7 | 31.2 | | | 20.7 | | | |
| 21 | 18.2 | 23.8 | 29.6 | | 17.0 | 23.6 | | | 15.2 | 20.4 | | |
| 22 | 17.0 | 21.9 | 28.3 | | 15.7 | 22.1 | | | 14.2 | 19.8 | | |
| 23 | 12.1 | 20.4 | 27.0 | | 14.6 | 20.5 | | | 13.2 | 19.3 | | |
| 24 | | 19.1 | 25.6 | | 13.7 | 19.1 | | | 12.5 | 18.6 | | |
| 26 | | 12.1 | 23.2 | | 12.4 | 16.8 | 22.3 | | 11.3 | 16.4 | | |
| 29 | | | 20.3 | 18.8 | 10.8 | 14.3 | 19.8 | | 9.9 | 14.1 | | |
| 31 | | | | 17.3 | 10.1 | 13.0 | 18.3 | | 9.1 | 12.6 | 17.3 | |
| 33 | | | | 16.0 | 9.4 | 11.9 | 16.9 | | 8.5 | 11.4 | 15.9 | |
| 36 | | | | | | 10.5 | 14.9 | 13.8 | 7.5 | 10.0 | 13.9 | |
| 38 | | | | | | | 13.7 | 12.9 | 6.9 | 9.1 | 12.7 | |
| 40 | | | | | | | 12.4 | 12.1 | 6.4 | 8.3 | 12.1 | |
| 43 | | | | | | | | 11.0 | 6.0 | 7.7 | 11.2 | 10.7 |
| 45 | | | | | | | | 10.3 | 5.6 | 7.2 | 10.2 | 10.1 |
| 47 | | | | | | | | 9.7 | 5.2 | 6.7 | 9.4 | 9.5 |
| 50 | | | | | | | | | | 5.2 | 8.5 | 8.7 |
| 54 | | | | | | | | | | | 7.2 | 7.8 |
| 59 | | | | | | | | | | | | 6.8 |

| Radius [m] | Jib length 56 m | | | | Jib length 68 m | | | | Jib length 83 m | | | |
|---|---|---|---|---|---|---|---|---|---|---|---|---|
| | 88° | 83° | 75° | 65° | 88° | 83° | 75° | 65° | 88° | 83° | 75° | 65° |
| 16 | 15.2 | | | | | | | | | | | |
| 19 | 14.4 | | | | 10.1 | | | | | | | |
| 22 | 12.3 | | | | 9.60 | | | | 6.0 | | | |
| 24 | 11.2 | 13.3 | | | 9.1 | | | | 5.9 | | | |
| 29 | 8.5 | 12.2 | | | 7.8 | 8.9 | | | 5.5 | | | |
| 32 | 7.4 | 11.5 | | | 6.7 | 8.7 | | | 5.3 | 5.5 | | |
| 36 | 6.2 | 9.9 | 12.2 | | 5.6 | 8.2 | | | 4.6 | 5.2 | | |
| 40 | 5.3 | 7.8 | 10.9 | | 4.6 | 7.7 | 8.3 | | 3.7 | 4.9 | | |
| 47 | 4.0 | 5.7 | 8.1 | | 3.4 | 5.5 | 7.3 | | 2.5 | 4.4 | 4.7 | |
| 50 | 3.6 | 5.0 | 7.3 | 7.9 | 2.9 | 4.8 | 6.5 | | | 3.9 | 4.6 | |
| 52 | 3.3 | 4.6 | 6.8 | 7.4 | 2.6 | 4.4 | 6.0 | | | 3.6 | 4.5 | |
| 54 | 3.1 | 4.3 | 6.3 | 7.0 | 2.3 | 4.0 | 5.7 | | | 3.3 | 4.4 | |
| 56 | 2.8 | 3.9 | 6.0 | 6.6 | 2.1 | 3.6 | 5.3 | 6.0 | | 3.0 | 4.2 | |
| 58 | 2.5 | 3.6 | 5.6 | 6.3 | | 3.2 | 5.0 | 5.7 | | 2.8 | 3.9 | |
| 60 | | 3.3 | 5.2 | 5.9 | | 2.9 | 4.6 | 5.3 | | 2.6 | 3.7 | |
| 63 | | | 4.6 | 5.5 | | 2.5 | 4.2 | 4.9 | | 2.1 | 3.3 | |
| 65 | | | 4.1 | 5.2 | | 2.2 | 3.9 | 4.6 | | | 3.1 | 3.6 |
| 69 | | | | 4.6 | | | 3.4 | 4.1 | | | 2.7 | 3.2 |
| 70 | | | | 4.5 | | | 3.2 | 4.0 | | | 2.5 | 3.1 |
| 75 | | | | | | | 2.5 | 3.4 | | | 2.0 | 2.6 |
| 76 | | | | | | | 2.3 | 3.3 | | | | 2.5 |
| 82 | | | | | | | | 2.6 | | | | |

Carbody counterweight: 20 t
Rear counterweight:
62.3 t

TLT 13618472.0. Above load charts are for reference only. For actual lift duty please refer to load chart in operator's cabin or manual. Otherwise we recommend you to plan your lifting job using Crane Planner 2.0.

www.liebherr.com/CranePlanner

**Crane Planner 2.0**

# Load capacities with luffing jib

## Load capacities in [t] with 40.4 m main boom [88/83/75/65°]

| Radius [m] | Jib length 20 m | | | | Jib length 32 m | | | | Jib length 44 m | | | |
|---|---|---|---|---|---|---|---|---|---|---|---|---|
| | 88° | 83° | 75° | 65° | 88° | 83° | 75° | 65° | 88° | 83° | 75° | 65° |
| 8.5 | 43.2 | | | | | | | | | | | |
| 11 | 36.0 | | | | 29.2 | | | | | | | |
| 15 | 25.7 | 35.0 | | | 22.8 | | | | 19.5 | | | |
| 18 | 20.5 | 28.6 | | | 18.1 | 24.8 | | | 16.3 | | | |
| 22 | 15.6 | 20.8 | 26.1 | | 13.7 | 19.5 | | | 12.2 | 16.8 | | |
| 25 | | 17.1 | 22.9 | | 11.4 | 16.2 | | | 10.1 | 14.9 | | |
| 27 | | 12.1 | 21.2 | | 10.5 | 14.4 | 19.0 | | 9.2 | 13.5 | | |
| 32 | | | 17.3 | 15.4 | 8.8 | 11.6 | 16.2 | | 7.5 | 10.8 | | |
| 33 | | | | 14.8 | 8.5 | 11.1 | 15.7 | | 7.3 | 10.4 | 13.9 | |
| 34 | | | | 14.3 | 8.2 | 10.7 | 15.3 | | 7.10 | 10.0 | 13.6 | |
| 36 | | | | 13.3 | | 9.9 | 14.3 | | 6.8 | 9.3 | 12.7 | |
| 38 | | | | 12.4 | | 9.0 | 13.4 | | 6.4 | 8.5 | 12.0 | |
| 40 | | | | | | | 12.6 | 11.1 | 6.2 | 7.9 | 11.3 | |
| 42 | | | | | | | 11.5 | 10.4 | 5.8 | 7.3 | 10.7 | |
| 44 | | | | | | | 10.4 | 9.8 | 5.5 | 6.8 | 10.0 | |
| 45 | | | | | | | | 9.5 | 5.4 | 6.6 | 9.7 | |
| 46 | | | | | | | | 9.2 | 5.2 | 6.4 | 9.4 | 8.6 |
| 47 | | | | | | | | 8.9 | | 6.2 | 9.1 | 8.3 |
| 48 | | | | | | | | 8.7 | | 6.0 | 8.9 | 8.1 |
| 51 | | | | | | | | 7.9 | | | 8.0 | 7.4 |
| 55 | | | | | | | | | | | 6.7 | 6.6 |
| 62 | | | | | | | | | | | | 5.5 |

| Radius [m] | Jib length 56 m | | | | Jib length 68 m | | | | Jib length 83 m | | | |
|---|---|---|---|---|---|---|---|---|---|---|---|---|
| | 88° | 83° | 75° | 65° | 88° | 83° | 75° | 65° | 88° | 83° | 75° | 65° |
| 17 | 13.3 | | | | | | | | | | | |
| 19 | 12.6 | | | | 8.9 | | | | | | | |
| 22 | 10.8 | | | | 8.6 | | | | 5.3 | | | |
| 26 | 8.7 | 11.3 | | | 7.4 | | | | 5.1 | | | |
| 30 | 7.2 | 10.5 | | | 6.3 | 8.0 | | | 4.6 | | | |
| 32 | 6.6 | 9.8 | | | 5.7 | 7.8 | | | 4.4 | | | |
| 34 | 6.1 | 9.2 | | | 5.2 | 7.6 | | | 4.2 | 4.8 | | |
| 40 | 4.8 | 7.10 | 10.0 | | 4.0 | 6.8 | | | 3.0 | 4.5 | | |
| 44 | 4.1 | 6.0 | 9.0 | | 3.3 | 5.7 | 7.10 | | 2.4 | 4.2 | | |
| 46 | 3.8 | 5.5 | 8.4 | | 3.0 | 5.1 | 7.0 | | 2.1 | 4.0 | | |
| 48 | 3.5 | 5.1 | 8.0 | | 2.8 | 4.6 | 6.8 | | | 3.9 | | |
| 50 | 3.2 | 4.7 | 7.6 | | 2.5 | 4.2 | 6.5 | | | 3.6 | 4.2 | |
| 53 | 2.9 | 4.2 | 6.9 | 6.3 | 2.1 | 3.7 | 6.0 | | | 3.0 | 4.0 | |
| 56 | 2.6 | 3.7 | 6.2 | 5.8 | | 3.2 | 5.5 | | | 2.5 | 3.9 | |
| 60 | | 3.2 | 5.5 | 5.2 | | 2.6 | 4.9 | 4.4 | | | 3.6 | |
| 63 | | | 4.9 | 4.8 | | 2.2 | 4.4 | 4.0 | | | 3.3 | |
| 70 | | | | 3.9 | | | 3.5 | 3.2 | | | 2.7 | 2.1 |
| 71 | | | | 3.8 | | | 3.3 | 3.1 | | | 2.6 | 2.1 |
| 74 | | | | 3.5 | | | 2.8 | 2.9 | | | 2.2 | |
| 76 | | | | | | | 2.5 | 2.7 | | | 2.0 | |
| 78 | | | | | | | 2.2 | 2.5 | | | | |
| 85 | | | | | | | | 2.0 | | | | |

Carbody counterweight: 20 t
Rear counterweight:
62.3 t

TLT 13618472.0. Above load charts are for reference only. For actual lift duty please refer to load chart in operator's cabin or manual. Otherwise we recommend you to plan your lifting job using Crane Planner 2.0.

www.liebherr.com/CranePlanner

Crane Planner 2.0

# Load capacities with luffing jib

**Load capacities in [t] with 52.1 m main boom [88/83/75/65°]**

| Radius [m] | Jib length 20 m | | | | Jib length 32 m | | | | Jib length 44 m | | | |
|---|---|---|---|---|---|---|---|---|---|---|---|---|
| | 88° | 83° | 75° | 65° | 88° | 83° | 75° | 65° | 88° | 83° | 75° | 65° |
| 8.9 | 31.3 | | | | | | | | | | | |
| 12 | 26.2 | | | | 21.5 | | | | | | | |
| 14 | 22.5 | | | | 19.5 | | | | 15.1 | | | |
| 16 | 19.4 | 24.9 | | | 17.0 | | | | 14.3 | | | |
| 19 | 15.9 | 21.4 | | | 13.8 | 17.2 | | | 12.0 | | | |
| 23 | 12.6 | 16.9 | | | 10.8 | 14.5 | | | 9.4 | 12.0 | | |
| 25 | | 14.9 | 17.6 | | 9.60 | 13.3 | | | 8.5 | 11.2 | | |
| 28 | | 12.9 | 16.2 | | 8.5 | 11.6 | | | 7.5 | 10.2 | | |
| 30 | | | 15.4 | | 8.0 | 10.7 | 12.4 | | 6.9 | 9.60 | | |
| 32 | | | 14.5 | | 7.5 | 9.8 | 12.0 | | 6.4 | 8.9 | | |
| 34 | | | 13.9 | | 7.10 | 9.0 | 11.4 | | 6.0 | 8.2 | | |
| 37 | | | | 11.2 | | 8.1 | 10.6 | | 5.4 | 7.4 | 9.0 | |
| 39 | | | | 10.5 | | 7.6 | 10.1 | | 5.0 | 6.8 | 8.6 | |
| 41 | | | | 9.9 | | | 9.60 | | 4.7 | 6.3 | 8.2 | |
| 43 | | | | 9.3 | | | 9.2 | | 4.5 | 5.9 | 7.9 | |
| 45 | | | | | | | 8.8 | 7.9 | 4.2 | 5.5 | 7.6 | |
| 48 | | | | | | | | 7.3 | | 5.0 | 7.10 | |
| 49 | | | | | | | | 7.2 | | 4.9 | 6.9 | |
| 50 | | | | | | | | 7.0 | | 4.7 | 6.8 | |
| 56 | | | | | | | | 5.9 | | | 5.9 | 5.1 |
| 59 | | | | | | | | | | | 5.1 | 4.7 |
| 67 | | | | | | | | | | | | 3.9 |

| Radius [m] | Jib length 56 m | | | | Jib length 68 m | | | | Jib length 83 m | | | |
|---|---|---|---|---|---|---|---|---|---|---|---|---|
| | 88° | 83° | 75° | 65° | 88° | 83° | 75° | 65° | 88° | 83° | 75° | 65° |
| 17 | 10.5 | | | | | | | | | | | |
| 19 | 10.0 | | | | 6.4 | | | | | | | |
| 23 | 8.1 | | | | 6.1 | | | | 3.3 | | | |
| 27 | 6.7 | 8.6 | | | 5.2 | | | | 3.3 | | | |
| 30 | 5.9 | 8.0 | | | 4.6 | 5.6 | | | 3.0 | | | |
| 34 | 5.0 | 7.2 | | | 3.8 | 5.1 | | | 2.6 | 3.1 | | |
| 38 | 4.3 | 6.3 | | | 3.2 | 4.6 | | | 2.0 | 2.9 | | |
| 41 | 3.9 | 5.6 | 6.7 | | 2.8 | 4.3 | | | | 2.7 | | |
| 48 | 2.9 | 4.3 | 5.9 | | | 3.3 | 4.1 | | | 2.1 | | |
| 50 | 2.7 | 4.0 | 5.6 | | | 3.0 | 3.9 | | | 2.0 | | |
| 52 | 2.5 | 3.7 | 5.4 | | | 2.8 | 3.8 | | | | 2.1 | |
| 53 | 2.4 | 3.5 | 5.3 | | | 2.7 | 3.7 | | | | 2.1 | |
| 55 | 2.3 | 3.3 | 5.1 | | | 2.4 | 3.5 | | | | | |
| 58 | | 2.9 | 4.7 | 4.0 | | 2.1 | 3.3 | | | | | |
| 60 | | 2.7 | 4.5 | 3.7 | | | 3.2 | | | | | |
| 64 | | | 4.1 | 3.3 | | | 2.9 | 2.4 | | | | |
| 66 | | | 3.8 | 3.1 | | | 2.7 | 2.3 | | | | |
| 69 | | | 3.4 | 2.9 | | | 2.5 | 2.0 | | | | |
| 70 | | | 3.1 | 2.8 | | | 2.5 | | | | | |
| 74 | | | | 2.4 | | | 2.2 | | | | | |
| 76 | | | | 2.3 | | | | | | | | |
| 79 | | | | 2.1 | | | | | | | | |

Carbody counterweight: 20 t
Rear counterweight:
62.3 t

TLT 13618472.0. Above load charts are for reference only. For actual lift duty please refer to load chart in operator's cabin or manual. Otherwise we recommend you to plan your lifting job using Crane Planner 2.0.

www.liebherr.com/CranePlanner
Crane Planner 2.0

# Load capacities with luffing jib

## Load capacities in [t] with 58.1 m main boom [88/83/75/65°]

| Radius [m] | Jib length 20 m | | | | Jib length 26 m | | | | Jib length 32 m | | | |
|---|---|---|---|---|---|---|---|---|---|---|---|---|
| | 88° | 83° | 75° | 65° | 88° | 83° | 75° | 65° | 88° | 83° | 75° | 65° |
| 9.1 | 26.3 | | | | | | | | | | | |
| 11 | 24.3 | | | | 21.7 | | | | | | | |
| 12 | 22.9 | | | | 20.8 | | | | 18.3 | | | |
| 17 | 16.3 | 19.9 | | | 15.2 | | | | 14.0 | | | |
| 18 | 15.4 | 19.0 | | | 14.2 | 17.1 | | | 13.1 | | | |
| 20 | 13.6 | 17.3 | | | 12.4 | 15.7 | | | 11.7 | 14.0 | | |
| 24 | 10.6 | 14.5 | | | 10.1 | 13.2 | | | 9.3 | 11.8 | | |
| 26 | | 13.1 | | | 9.1 | 12.2 | | | 8.5 | 11.1 | | |
| 27 | | 12.6 | 14.0 | | 8.9 | 11.7 | | | 8.2 | 10.7 | | |
| 28 | | 12.1 | 13.6 | | 8.6 | 11.2 | | | 7.9 | 10.3 | | |
| 29 | | 11.6 | 13.3 | | 8.3 | 10.7 | 11.5 | | 7.6 | 10.0 | | |
| 31 | | | 12.6 | | | 9.9 | 11.1 | | 7.10 | 9.3 | | |
| 33 | | | 11.9 | | | 9.3 | 10.5 | | 6.8 | 8.6 | 9.60 | |
| 35 | | | 11.4 | | | 8.6 | 10.0 | | 6.4 | 8.0 | 9.1 | |
| 37 | | | 11.1 | | | | 9.5 | | | 7.6 | 8.7 | |
| 39 | | | | 9.3 | | | 9.1 | | | 7.10 | 8.4 | |
| 43 | | | | 8.3 | | | 8.3 | 8.0 | | | 7.7 | |
| 44 | | | | 8.1 | | | | 7.9 | | | 7.5 | |
| 47 | | | | | | | | 7.3 | | | 7.2 | 6.5 |
| 48 | | | | | | | | 7.10 | | | 7.10 | 6.4 |
| 52 | | | | | | | | 6.4 | | | | 5.7 |
| 58 | | | | | | | | | | | | 4.9 |

| Radius [m] | Jib length 38 m | | | | Jib length 44 m | | | | Jib length 50 m | | | |
|---|---|---|---|---|---|---|---|---|---|---|---|---|
| | 88° | 83° | 75° | 65° | 88° | 83° | 75° | 65° | 88° | 83° | 75° | 65° |
| 13 | 15.3 | | | | | | | | | | | |
| 15 | 14.5 | | | | 11.6 | | | | | | | |
| 17 | 12.9 | | | | 10.7 | | | | 9.4 | | | |
| 22 | 9.60 | 11.7 | | | 8.6 | | | | 7.8 | | | |
| 23 | 9.2 | 11.2 | | | 8.1 | 9.0 | | | 7.5 | | | |
| 25 | 8.4 | 10.5 | | | 7.4 | 8.7 | | | 6.8 | 7.6 | | |
| 27 | 7.7 | 9.9 | | | 6.8 | 8.2 | | | 6.2 | 7.4 | | |
| 31 | 6.6 | 8.7 | | | 5.8 | 7.5 | | | 5.3 | 6.7 | | |
| 35 | 5.8 | 7.6 | 8.3 | | 5.1 | 6.7 | | | 4.6 | 6.1 | | |
| 37 | 5.5 | 7.10 | 8.0 | | 4.8 | 6.4 | 6.5 | | 4.3 | 5.7 | | |
| 41 | 4.9 | 6.2 | 7.3 | | 4.2 | 5.6 | 6.1 | | 3.7 | 5.2 | 5.4 | |
| 44 | | 5.7 | 6.9 | | 3.9 | 5.0 | 5.8 | | 3.4 | 4.6 | 5.1 | |
| 47 | | | 6.4 | | 3.4 | 4.6 | 5.5 | | 3.1 | 4.2 | 4.8 | |
| 50 | | | 6.1 | 5.6 | | 4.2 | 5.1 | | 2.8 | 3.7 | 4.5 | |
| 52 | | | 6.0 | 5.3 | | 3.8 | 4.9 | | 2.6 | 3.5 | 4.4 | |
| 54 | | | 5.8 | 5.0 | | | 4.8 | 4.5 | | 3.3 | 4.2 | |
| 58 | | | | 4.5 | | | 4.5 | 4.0 | | 2.7 | 3.9 | 3.6 |
| 60 | | | | 4.3 | | | 3.9 | 3.8 | | | 3.8 | 3.4 |
| 64 | | | | 3.9 | | | | 3.4 | | | 3.5 | 3.0 |
| 66 | | | | | | | | 3.2 | | | 3.0 | 2.8 |
| 70 | | | | | | | | 2.9 | | | | 2.5 |
| 75 | | | | | | | | | | | | 2.1 |

Carbody counterweight: 20 t
Rear counterweight:
62.3 t

TLT 13618472.0. Above load charts are for reference only. For actual lift duty please refer to load chart in operator's cabin or manual. Otherwise we recommend you to plan your lifting job using Crane Planner 2.0.

www.liebherr.com/CranePlanner

Crane Planner 2.0

# Fixed jib 1008.xx

## Jib lengths 11-26 m

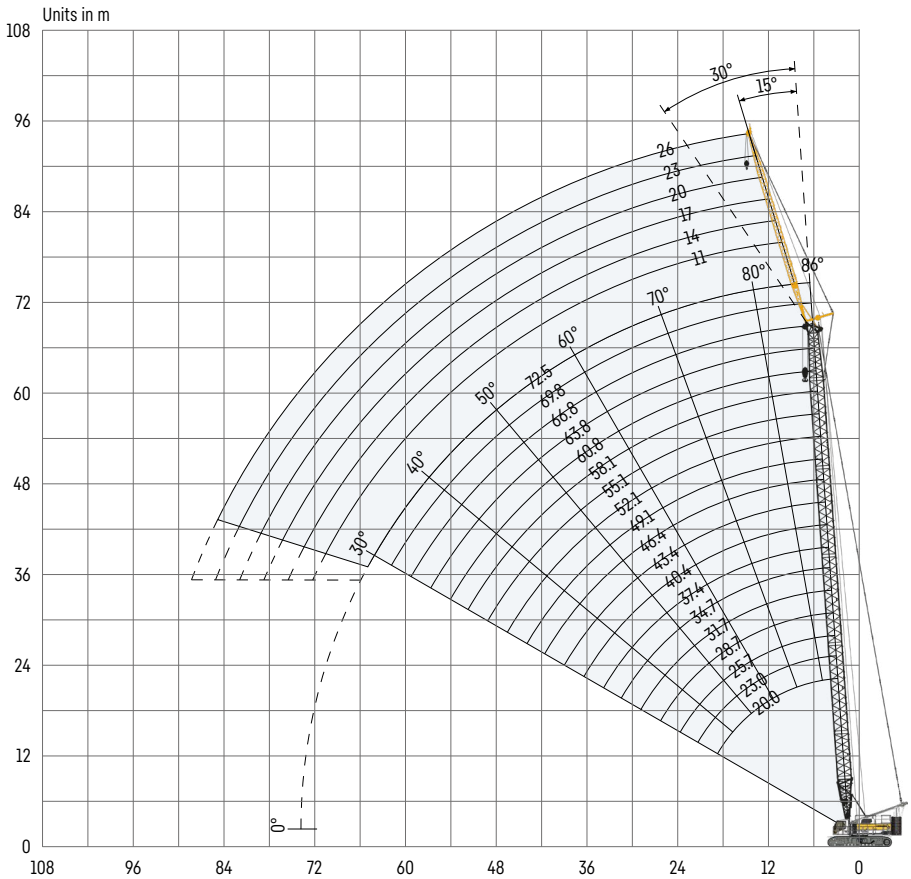


### Jib configuration 1008.xx

| Jib section | Amount of jib sections | | | | | |
|---|---|---|---|---|---|---|
| Jib foot 5.5 m | 1 | 1 | 1 | **1** | 1 | **1** |
| Jib section 3 m | | 1 | | **1** | | **1** |
| Jib section 6 m | | | 1 | **1** | 2 | **2** |
| Jib head 5.5 m | 1 | 1 | 1 | **1** | 1 | **1** |
| **Jib length [m]** | **11** | **14** | **17** | **20** | **23** | **26** |

For main boom configuration please refer to the table on page 20.

# Load capacities with fixed jib

## Load capacities in [t] with 20 m main boom

| Radius [m] | Jib length 11 m | | Jib length 14 m | | Jib length 17 m | | Jib length 20 m | | Jib length 26 m | |
|---|---|---|---|---|---|---|---|---|---|---|
| | 15° | 30° | 15° | 30° | 15° | 30° | 15° | 30° | 15° | 30° |
| 5.7 | 35.9 | | 35.9 | | | | | | | |
| 8 | 35.9 | | 35.9 | | 32.9 | | | | | |
| 10 | 35.9 | 28.4 | 35.9 | 28.4 | 27.9 | | 24.5 | | | |
| 12 | 35.9 | 25.8 | 35.9 | 25.8 | 24.0 | 17.1 | 21.9 | | 18.1 | |
| 15 | 33.2 | 24.0 | 33.2 | 24.0 | 21.8 | 15.5 | 18.7 | 13.5 | 15.8 | |
| 19 | 30.6 | 22.0 | 30.6 | 22.0 | 18.2 | 13.3 | 15.6 | 11.6 | 13.0 | 9.8 |
| 23 | 27.6 | 22.0 | 27.6 | 22.0 | 17.5 | 12.6 | 14.4 | 10.5 | 11.2 | 8.4 |
| 28 | 22.1 | 19.8 | 22.1 | 19.8 | 15.6 | 12.4 | 13.6 | 10.5 | 10.4 | 7.4 |
| 32 | | 18.4 | | 18.4 | 14.3 | 12.0 | 12.4 | 10.0 | 10.4 | 7.3 |
| 36 | | | | | 13.3 | 11.5 | 11.6 | 9.4 | 9.5 | 7.3 |
| 37 | | | | | | 11.4 | 11.4 | 9.3 | 9.3 | 7.2 |
| 39 | | | | | | | 11.0 | 9.1 | 8.9 | 7.0 |
| 40 | | | | | | | | 9.0 | 8.8 | 6.9 |
| 46 | | | | | | | | | 7.8 | 6.5 |

## Load capacities in [t] with 34.7 m main boom

| Radius [m] | Jib length 11 m | | Jib length 14 m | | Jib length 17 m | | Jib length 20 m | | Jib length 26 m | |
|---|---|---|---|---|---|---|---|---|---|---|
| | 15° | 30° | 15° | 30° | 15° | 30° | 15° | 30° | 15° | 30° |
| 6.2 | 35.9 | | | | | | | | | |
| 8 | 35.9 | | 35.0 | | | | | | | |
| 10 | 35.9 | 34.4 | 34.6 | | 33.8 | | | | | |
| 11 | 35.9 | 33.2 | 34.0 | | 32.8 | | 28.1 | | | |
| 14 | 35.9 | 30.6 | 32.5 | 25.9 | 30.0 | 20.6 | 25.7 | | 17.8 | |
| 16 | 35.1 | 29.1 | 31.6 | 24.6 | 27.9 | 19.0 | 24.4 | 16.9 | 16.9 | |
| 20 | 32.3 | 26.2 | 28.7 | 22.8 | 24.7 | 17.0 | 21.7 | 14.9 | 15.3 | 11.0 |
| 28 | 20.4 | 20.7 | 21.7 | 19.0 | 20.1 | 14.4 | 17.8 | 12.5 | 13.1 | 9.3 |
| 35 | 14.8 | 15.0 | 15.6 | 15.9 | 15.8 | 12.7 | 15.0 | 11.4 | 11.3 | 8.3 |
| 43 | 10.8 | 10.8 | 11.3 | 11.5 | 11.5 | 11.7 | 11.7 | 10.1 | 9.7 | 7.3 |
| 47 | | | 9.8 | 9.8 | 10.0 | 10.1 | 10.1 | 9.60 | 9.0 | 7.0 |
| 50 | | | | | 8.9 | 9.0 | 9.1 | 9.2 | 8.6 | 6.8 |
| 53 | | | | | | | 8.1 | 8.2 | 8.3 | 6.6 |
| 59 | | | | | | | | | 6.8 | 6.5 |

## Load capacities in [t] with 49.1 m main boom

| Radius [m] | Jib length 11 m | | Jib length 14 m | | Jib length 17 m | | Jib length 20 m | | Jib length 26 m | |
|---|---|---|---|---|---|---|---|---|---|---|
| | 15° | 30° | 15° | 30° | 15° | 30° | 15° | 30° | 15° | 30° |
| 6.7 | 35.9 | | | | | | | | | |
| 10 | 35.9 | 33.6 | 32.7 | | 29.7 | | | | | |
| 13 | 35.9 | 31.2 | 31.9 | 26.1 | 28.4 | | 23.6 | | 16.5 | |
| 15 | 34.7 | 29.9 | 31.2 | 25.1 | 27.0 | 20.1 | 22.0 | 16.4 | 15.9 | |
| 19 | 30.8 | 26.9 | 28.2 | 23.1 | 24.2 | 18.4 | 20.0 | 15.0 | 14.8 | 11.4 |
| 28 | 19.7 | 20.2 | 21.0 | 18.6 | 19.7 | 15.3 | 16.8 | 12.6 | 12.9 | 9.5 |
| 38 | 12.4 | 12.7 | 13.1 | 13.5 | 13.3 | 13.1 | 12.4 | 11.3 | 11.4 | 8.2 |
| 48 | 8.3 | 8.4 | 8.8 | 9.0 | 8.9 | 9.2 | 8.4 | 8.7 | 8.9 | 7.3 |
| 55 | 6.3 | 6.4 | 6.7 | 6.8 | 6.9 | 7.0 | 6.4 | 6.6 | 6.9 | 6.9 |
| 59 | | | 5.7 | 5.8 | 5.9 | 6.0 | 5.5 | 5.7 | 6.0 | 6.2 |
| 62 | | | | | 5.2 | 5.3 | 4.9 | 5.0 | 5.3 | 5.5 |
| 64 | | | | | | | | 4.6 | 4.9 | 5.1 |
| 70 | | | | | | | | | 3.9 | 4.0 |
| 71 | | | | | | | | | | 3.8 |

Carbody counterweight: 20 t
Rear counterweight:
62.3 t

TLT 13618472.0. Above load charts are for reference only. For actual lift duty please refer to load chart in operator's cabin or manual. Otherwise we recommend you to plan your lifting job using Crane Planner 2.0.

# Load capacities with fixed jib

## Load capacities in [t] with 66.8 m main boom

| Radius [m] | Jib length 11 m | | Jib length 14 m | | Jib length 17 m | | Jib length 20 m | | Jib length 26 m | |
|---|---|---|---|---|---|---|---|---|---|---|
| | 15° | 30° | 15° | 30° | 15° | 30° | 15° | 30° | 15° | 30° |
| 6.7 | 35.9 | | | | | | | | | |
| 8 | 35.9 | | 27.9 | | | | | | | |
| 10 | 35.9 | 33.6 | 26.9 | 23.7 | 21.2 | | | | | |
| 12 | 35.9 | 32.2 | 25.7 | 23.2 | 20.5 | | 18.3 | | | |
| 14 | 35.5 | 30.5 | 24.6 | 22.3 | 19.7 | 16.6 | 17.8 | | 13.7 | |
| 16 | 34.0 | 29.0 | 23.3 | 21.2 | 18.8 | 16.3 | 17.1 | 14.2 | 13.4 | |
| 20 | 29.1 | 26.4 | 20.8 | 19.5 | 17.3 | 15.3 | 15.8 | 13.6 | 12.6 | 10.4 |
| 28 | 19.7 | 20.2 | 16.4 | 16.1 | 14.7 | 13.6 | 13.7 | 12.3 | 11.4 | 9.7 |
| 38 | 12.4 | 12.7 | 11.5 | 11.8 | 11.6 | 11.6 | 11.6 | 10.7 | 10.1 | 8.5 |
| 48 | 8.3 | 8.4 | 7.3 | 7.6 | 7.7 | 8.0 | 7.8 | 8.2 | 7.9 | 7.6 |
| 55 | 6.3 | 6.4 | 5.4 | 5.5 | 5.7 | 5.9 | 5.8 | 6.1 | 6.0 | 6.5 |
| 56 | | 6.1 | 5.1 | 5.3 | 5.4 | 5.7 | 5.5 | 5.8 | 5.7 | 6.2 |
| 71 | | | 2.3 | 2.4 | 2.6 | 2.7 | 2.7 | 2.8 | 2.8 | 3.1 |
| 75 | | | | | 2.0 | 2.1 | 2.1 | 2.2 | 2.3 | 2.5 |

## Load capacities in [t] with 69.8 m main boom

| Radius [m] | Jib length 11 m | | Jib length 14 m | | Jib length 17 m | | Jib length 20 m | |
|---|---|---|---|---|---|---|---|---|
| | 15° | 30° | 15° | 30° | 15° | 30° | 15° | 30° |
| 7.4 | 24.6 | | | | | | | |
| 9 | 24.3 | | 21.3 | | | | | |
| 11 | 23.7 | 21.8 | 21.2 | | 18.9 | | | |
| 13 | 22.8 | 21.2 | 20.6 | 18.3 | 18.7 | | 16.8 | |
| 16 | 21.5 | 19.8 | 19.4 | 17.5 | 17.6 | 15.4 | 15.9 | 13.4 |
| 25 | 16.4 | 16.7 | 16.0 | 14.9 | 14.8 | 13.4 | 13.5 | 12.0 |
| 32 | 13.7 | 13.8 | 13.2 | 13.0 | 12.8 | 12.2 | 12.0 | 11.2 |
| 42 | 9.4 | 9.7 | 9.5 | 9.9 | 9.60 | 10.1 | 9.60 | 10.0 |
| 52 | 6.0 | 6.2 | 6.1 | 6.4 | 6.3 | 6.6 | 6.4 | 6.8 |
| 62 | 3.7 | 3.8 | 3.8 | 4.0 | 3.9 | 4.2 | 4.0 | 4.3 |
| 68 | 2.6 | 2.7 | 2.7 | 2.8 | 2.9 | 3.0 | 3.0 | 3.2 |
| 70 | 2.3 | 2.4 | 2.4 | 2.5 | 2.5 | 2.7 | 2.6 | 2.8 |
| 73 | | | | | 2.1 | 2.2 | 2.2 | 2.3 |
| 75 | | | | | | | | 2.0 |

Carbody counterweight: 20 t
Rear counterweight:
62.3 t

TLT 13618472.0. Above load charts are for reference only. For actual lift duty please refer to load chart in operator's cabin or manual. Otherwise we recommend you to plan your lifting job using Crane Planner 2.0.

www.liebherr.com/CranePlanner

**Crane Planner 2.0**

# Fixed jib 0806.xx

## Jib lengths 11-32 m

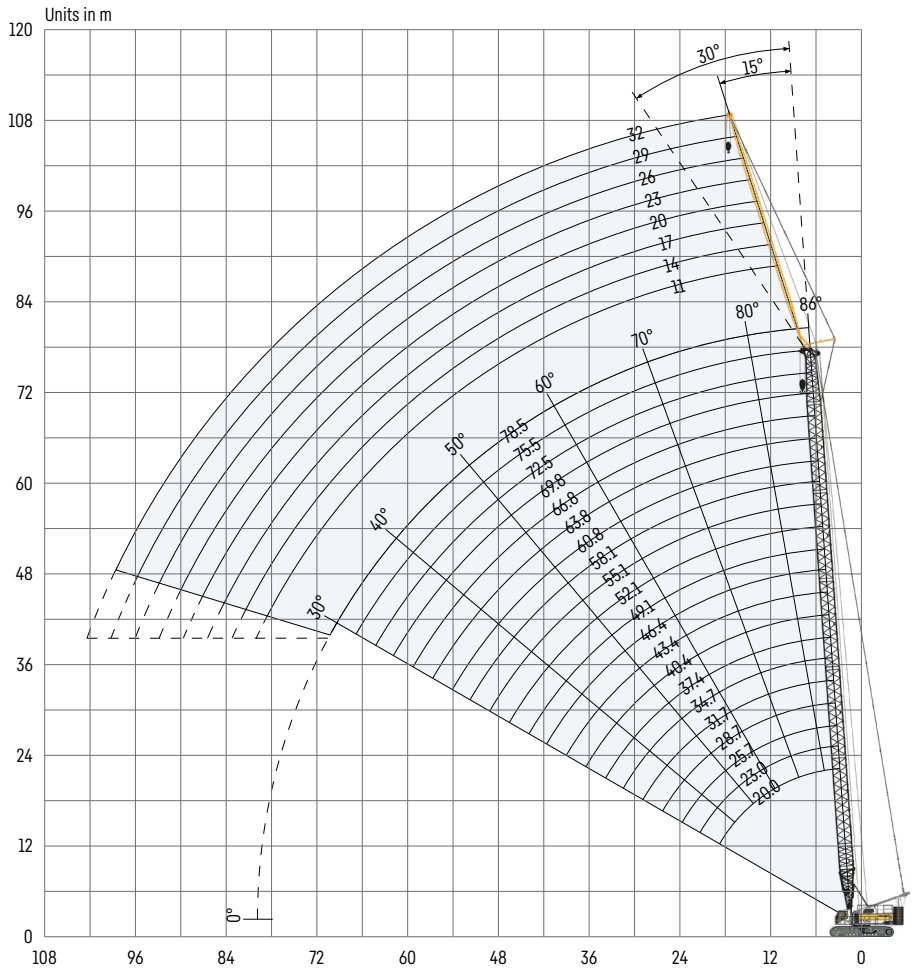


### Jib configuration 0806.xx

| Jib section | Amount of jib sections | | | | | | | |
|---|---|---|---|---|---|---|---|---|
| Jib foot 5.5 m | 1 | 1 | 1 | **1** | 1 | **1** | 1 | **1** |
| Jib section 3 m | | 1 | | **1** | | **1** | | **1** |
| Jib section 6 m | | | 1 | **1** | 2 | **2** | 3 | **3** |
| Jib head 5.5 m | 1 | 1 | 1 | **1** | 1 | **1** | 1 | **1** |
| **Jib length [m]** | **11** | **14** | **17** | **20** | **23** | **26** | **29** | **32** |

For main boom configuration please refer to the table on page 20.

# Load capacities with fixed jib

## Load capacities in [t] with 20 m main boom

| Radius [m] | Jib length 11 m | | Jib length 17 m | | Jib length 23 m | | Jib length 29 m | | Jib length 32 m | |
|---|---|---|---|---|---|---|---|---|---|---|
| | 15° | 30° | 15° | 30° | 15° | 30° | 15° | 30° | 15° | 30° |
| 5.9 | 23.0 | | | | | | | | | |
| 8 | 21.8 | | | | | | | | | |
| 10 | 20.8 | 18.6 | 13.3 | | | | | | | |
| 12 | 20.0 | 17.9 | 12.6 | | 9.7 | | | | | |
| 14 | 19.2 | 17.4 | 12.1 | 10.9 | 9.3 | | 6.6 | | | |
| 16 | 18.5 | 16.9 | 11.6 | 10.6 | 9.0 | | 6.4 | | 5.2 | |
| 18 | 17.7 | 16.3 | 11.2 | 10.3 | 8.7 | 8.0 | 6.2 | | 5.0 | |
| 22 | 16.6 | 14.6 | 10.4 | 9.8 | 8.1 | 7.5 | 5.7 | 5.3 | 4.5 | 4.2 |
| 26 | 15.7 | 13.2 | 9.9 | 9.1 | 7.6 | 7.10 | 5.3 | 5.0 | 4.2 | 3.9 |
| 30 | 14.4 | 12.3 | 9.5 | 8.4 | 7.2 | 6.5 | 5.0 | 4.7 | 3.9 | 3.7 |
| 36 | | | 8.6 | 7.7 | 6.8 | 5.8 | 4.6 | 4.4 | 3.6 | 3.4 |
| 42 | | | | | 6.0 | 5.5 | 4.3 | 4.1 | 3.3 | 3.2 |
| 48 | | | | | | | 4.1 | 4.0 | 3.1 | 3.1 |
| 52 | | | | | | | | | | 3.0 |

## Load capacities in [t] with 34.7 m main boom

| Radius [m] | Jib length 11 m | | Jib length 17 m | | Jib length 23 m | | Jib length 29 m | | Jib length 32 m | |
|---|---|---|---|---|---|---|---|---|---|---|
| | 15° | 30° | 15° | 30° | 15° | 30° | 15° | 30° | 15° | 30° |
| 5.9 | 21.4 | | | | | | | | | |
| 10 | 20.7 | 18.4 | 12.8 | | | | | | | |
| 14 | 19.6 | 17.8 | 11.9 | 10.7 | 8.9 | | | | | |
| 16 | 19.2 | 17.6 | 11.7 | 10.5 | 8.7 | | 6.2 | | 5.0 | |
| 22 | 18.1 | 17.0 | 10.8 | 10.0 | 8.2 | 7.6 | 5.7 | 5.2 | 4.6 | |
| 26 | 17.5 | 15.5 | 10.4 | 9.7 | 7.9 | 7.3 | 5.4 | 5.0 | 4.3 | 3.9 |
| 30 | 17.0 | 14.4 | 10.0 | 9.2 | 7.6 | 7.10 | 5.1 | 4.8 | 4.0 | 3.7 |
| 34 | 16.2 | 13.4 | 9.7 | 8.8 | 7.3 | 6.8 | 4.9 | 4.6 | 3.9 | 3.6 |
| 40 | 12.8 | 12.5 | 9.3 | 8.1 | 7.0 | 6.2 | 4.5 | 4.4 | 3.5 | 3.4 |
| 43 | 11.5 | 11.6 | 9.0 | 7.9 | 6.8 | 5.9 | 4.4 | 4.3 | 3.4 | 3.3 |
| 48 | | | 8.5 | 7.6 | 6.5 | 5.6 | 4.2 | 4.2 | 3.3 | 3.2 |
| 55 | | | | | 6.0 | 5.4 | 4.1 | 4.0 | 3.1 | 3.1 |
| 60 | | | | | | | 4.0 | 4.0 | 3.1 | 3.1 |
| 64 | | | | | | | | | 3.0 | 3.1 |

## Load capacities in [t] with 49.1 m main boom

| Radius [m] | Jib length 11 m | | Jib length 17 m | | Jib length 23 m | | Jib length 29 m | | Jib length 32 m | |
|---|---|---|---|---|---|---|---|---|---|---|
| | 15° | 30° | 15° | 30° | 15° | 30° | 15° | 30° | 15° | 30° |
| 5.9 | 19.8 | | | | | | | | | |
| 9 | 19.5 | 17.4 | 12.1 | | | | | | | |
| 11 | 19.4 | 17.2 | 11.9 | | | | | | | |
| 14 | 18.9 | 17.0 | 11.6 | 10.4 | 8.3 | | 5.8 | | | |
| 18 | 18.3 | 16.7 | 11.2 | 10.2 | 8.1 | 7.5 | 5.6 | | 4.6 | |
| 24 | 17.4 | 16.5 | 10.6 | 9.9 | 7.7 | 7.4 | 5.3 | 5.0 | 4.4 | 3.9 |
| 28 | 17.0 | 16.0 | 10.4 | 9.7 | 7.5 | 7.3 | 5.2 | 4.9 | 4.2 | 3.8 |
| 32 | 16.2 | 15.1 | 10.1 | 9.5 | 7.4 | 7.10 | 5.0 | 4.8 | 4.1 | 3.7 |
| 38 | 12.7 | 12.9 | 9.7 | 9.0 | 7.10 | 6.8 | 4.8 | 4.6 | 3.8 | 3.6 |
| 44 | 10.1 | 10.3 | 9.4 | 8.6 | 6.9 | 6.3 | 4.6 | 4.4 | 3.6 | 3.4 |
| 50 | 8.2 | 8.3 | 8.5 | 8.1 | 6.8 | 5.9 | 4.4 | 4.3 | 3.4 | 3.3 |
| 60 | | | 6.1 | 6.2 | 6.3 | 5.5 | 4.1 | 4.1 | 3.2 | 3.2 |
| 70 | | | | | | | 4.1 | 4.0 | 3.1 | 3.2 |
| 76 | | | | | | | | | | 3.2 |

Carbody counterweight: 20 t

Rear counterweight:

52.3 t | 62.3 t

TLT 13618472.0. Above load charts are for reference only. For actual lift duty please refer to load chart in operator's cabin or manual. Otherwise we recommend you to plan your lifting job using Crane Planner 2.0.

# Load capacities with fixed jib

## Load capacities in [t] with 66.8 m main boom

| Radius [m] | Jib length 11 m | | Jib length 17 m | | Jib length 23 m | | Jib length 29 m | | Jib length 32 m | |
|---|---|---|---|---|---|---|---|---|---|---|
| | 15° | 30° | 15° | 30° | 15° | 30° | 15° | 30° | 15° | 30° |
| 7.5 | 15.4 | | | | | | | | | |
| 12 | 15.1 | 14.3 | 9.5 | | | | | | | |
| 16 | 14.9 | 14.2 | 9.2 | 9.1 | 6.5 | | 4.5 | | | |
| 22 | 14.5 | 14.1 | 9.0 | 9.0 | 6.3 | 6.1 | 4.3 | 4.2 | 3.6 | |
| 30 | 13.9 | 14.0 | 8.8 | 8.9 | 6.0 | 6.1 | 4.2 | 4.2 | 3.5 | 3.4 |
| 38 | 12.0 | 12.3 | 8.6 | 8.8 | 5.9 | 6.1 | 4.1 | 4.1 | 3.4 | 3.4 |
| 48 | 8.1 | 8.4 | 8.4 | 8.7 | 5.7 | 6.0 | 3.9 | 4.1 | 3.2 | 3.3 |
| 58 | 5.5 | 5.6 | 5.9 | 6.1 | 5.3 | 5.8 | 3.8 | 4.1 | 3.1 | 3.2 |
| 68 | 3.6 | 3.7 | 4.0 | 4.1 | 4.1 | 4.3 | 3.8 | 4.0 | 3.0 | 3.1 |
| 72 | | | 3.3 | 3.5 | 3.5 | 3.7 | 3.8 | 4.0 | 3.0 | 3.1 |
| 77 | | | 2.7 | 2.7 | 2.8 | 2.9 | 3.2 | 3.4 | 3.0 | 3.1 |
| 78 | | | | | 2.7 | 2.8 | 3.1 | 3.3 | 2.9 | 3.1 |
| 82 | | | | | 2.2 | 2.3 | 2.6 | 2.7 | 2.6 | 2.9 |
| 87 | | | | | | | 2.0 | 2.1 | 2.2 | 2.3 |

## Load capacities in [t] with 78.5 m main boom

| Radius [m] | Jib length 11 m | | Jib length 17 m | | Jib length 20 m | | Jib length 23 m | | Jib length 26 m | |
|---|---|---|---|---|---|---|---|---|---|---|
| | 15° | 30° | 15° | 30° | 15° | 30° | 15° | 30° | 15° | 30° |
| 7.5 | 12.2 | | | | | | | | | |
| 10 | 12.2 | 11.9 | 7.6 | | | | | | | |
| 14 | 12.0 | 11.6 | 7.5 | 7.5 | 6.3 | | 5.2 | | | |
| 20 | 11.5 | 11.3 | 7.3 | 7.4 | 6.2 | 6.4 | 5.1 | 5.2 | | 4.2 |
| 30 | 10.9 | 11.0 | 7.10 | 7.3 | 6.1 | 6.4 | 4.9 | 5.2 | | 4.2 |
| 38 | 9.8 | 10.3 | 6.9 | 7.2 | 6.0 | 6.4 | 4.9 | 5.2 | | 4.2 |
| 46 | 7.7 | 8.0 | 6.8 | 6.9 | 5.9 | 6.3 | 4.8 | 5.1 | | 4.2 |
| 54 | 5.5 | 5.7 | 5.9 | 6.3 | 5.8 | 6.2 | 4.8 | 5.1 | | 4.2 |
| 60 | 4.2 | 4.4 | 4.6 | 4.9 | 4.8 | 5.1 | 4.5 | 5.1 | | 4.2 |
| 66 | 3.1 | 3.3 | 3.5 | 3.7 | 3.7 | 3.9 | 3.8 | 4.2 | | 4.0 |
| 72 | 2.2 | 2.3 | 2.6 | 2.8 | 2.7 | 2.9 | 2.9 | 3.2 | | 3.3 |
| 76 | | | 2.1 | 2.2 | 2.2 | 2.4 | 2.4 | 2.6 | | 2.7 |
| 77 | | | | 2.1 | | | 2.2 | 2.4 | | 2.6 |
| 81 | | | | | | | | | | 2.1 |

Carbody counterweight: 20 t
Rear counterweight:
52.3 t 62.3 t

TLT 13618472.0. Above load charts are for reference only. For actual lift duty please refer to load chart in operator's cabin or manual. Otherwise we recommend you to plan your lifting job using Crane Planner 2.0.

www.liebherr.com/CranePlanner

**Crane Planner 2.0**

**Download datasheet**

**Please contact us.**

Liebherr-Werk Nenzing GmbH · Dr. Hans Liebherr Str. 1 · 6710 Nenzing, Austria
Phone +43 50809 41-473 · crawler.crane@liebherr.com · www.liebherr.com
facebook.com/LiebherrConstruction

Printed in Austria LR 1160.1 unplugged 1103.04.08 - rA - EN v08.082026 - 13627109
Subject to change without notice.