


# UF3651

Undercounters

# LIEBHERR

## Refrigeration and Freezing



home.liebherr.com

UF3651	
Energy consumption (kWh / y)	155
Estimated Yearly Energy Cost in US \$	22
Sound rating dB(A)	34
Freezer capacity cu.ft. (l)	2.5 (72)
Electronic control	Touch&Swipe
Defrost type	Automatic
Interior light	LED lighting integrated in control
Number of FrostSafe drawers	3
Temperature range °F (°C)	+ 7 to - 18°F (-14 to -28°C)
Door alarm	Visual and acoustic
Door type	Panel ready
SoftSytem	Yes
Door hinges	Left, reversible
<b>Product dimensions</b>	
in inch (H / W / D)	32 1/4" / 23 1/2" / 21 15/16"
in cm (H / W / D)	81.9 / 59.7 / 55.6
<b>Cut out dimensions</b>	
in inch (H / W / D)	32 5/16-34 11/16 / 24 / 22
in cm (H / W / D)	82-88 / 60 / 56
Net weight lbs. (kg)	75 (34)
Voltage V / Hz	115/60



## Accessories

<b>Stainless-steel panel for vertical handle</b>	9904866
<b>23" Brushed aluminum square handle</b>	9901561
<b>23" Stainless-steel round handle</b>	9904734
<b>Adjustable toe kick</b>	7742874

## Features

### Super Frost

Simply quick chill and/or flash-freeze just-bought groceries to preserve optimal freshness and seal in flavors, textures, and essential vitamins and minerals.

### LED

LED lighting is energy efficient, long-lasting, and maintenance-free. It illuminates the refrigerator to ensure that your foods are visible.

### Soft System

SoftSystem integrated into the appliance door, cushions the door closure, thus eliminating slamming, even when the shelves are fully loaded.

### ADA Compliant

ADA compliant, designed to fit under counter heights between 32" and 34".

### Smart Device

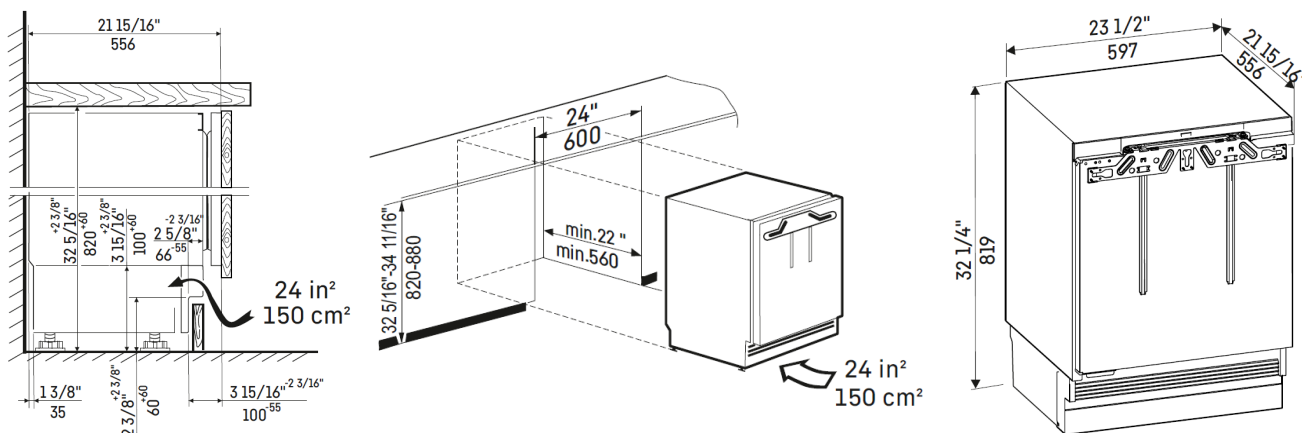
SmartDevice is the networking solution for your smart Liebherr refrigerator. You can control your smart refrigerator directly using your smartphone or tablet via the SmartDevice app – conveniently from all over the world.

\* Energy Cost will depend on utility rates and use. Estimated energy cost based on a national average electricity cost of 14 cents per KWh.

\*\* Noise output – according to EN 60704-3

# Diagrams

## Product and Cut out Dimensions

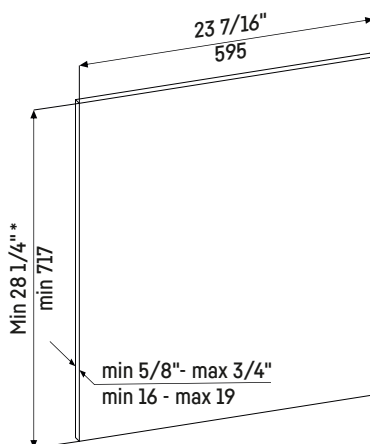


This is a fully integrated undercounter model which means that it is fully enclosed by a kitchen cabinet. This type of cabinet must be carefully constructed using the correct dimensions and it must provide suitable ventilation to ensure proper appliance operation. The floor on which the appliance stands must be horizontal, and level and the kitchen cabinets must be aligned horizontally and vertically. The kitchen cabinet door, the appliance ventilation grille and the toe kick panel must maintain a minimum opening of 1-3/8" (35 mm) to allow proper air flow for ventilation

The power cord exists the rear of the appliances and has a length of 6.5 ft (2m). We recommend the electrical outlet not be situated behind the appliance and be easily accessible. The under counter can be installed in a standard niche of 34" up to taller niche of 36". Height can be adjusted in a range of 2 3/8" (60mm) by turning the levelling feet. To ensure proper refrigeration performance of the appliance, designed ventilation is required.

The toe kick installation will be different depending on the cabinets where the appliance is installed. A toe kick panel will be required to cover the gap between the ventilation grill and the floor.

## Door Panel Dimensions



Custom panels should be at least 5/8" (16mm) and a maximum of 3/4" (19mm) thick.

Maximum value must not exceed the maximum ventilation cross-section of 24 in<sup>2</sup> (150 cm<sup>2</sup>).

Panel and handle max weight is:  
Maximum weight of the custom panel door is 22 lb (10kg)

If using a "shaker style" panel that undershoots the minimum panel thickness, please be aware that you will need to use shorter screws than on standard thickness panels.