


ERBh 9970

Integrated refrigerator with BioFresh

LIEBHERR


Fully Integrated



Fully Integrated

ERBh 9970

Integrated refrigerator with BioFresh



- Bio Fresh Plus
- Super Quiet
- Infinity Swipe
- Infinity Light
- Super Cool
- Soft System
- Soft-Telescopic Rails

Type	Fixed door / Built-in appliance for integrated use
Energy consump. in 365 days/24 h	263 kWh
Frequency / voltage	50/60 Hz / 220-240 V~
Connection Rating	1.5 A 248.5 W
Aperture dimensions in cm (h / w / d)	213.4 / 91.4 / min. 63.5
Controls	
Type of Control	3.5" LCD colour display, behind the door, touch- & swipe Digital temperature display for fridge and BioFresh compartments
Alarm in case of malfunction	visual and acoustic
Fridge compartment	
Forced air system	PowerCooling with FreshAir activated charcoal filter
Door interior	GlassLine storage shelves with bottle holder
Bottle shelf	Integrated bottle shelf
Interior light	InfinityLight LED BioFresh lighting
BioFresh-Safes	3 BioFresh Safes with SoftTelescopic, 1 FlexSystem
Features	
Door hinges	Reversible door hinging, right
Replaceable door seal	yes
EAN-Nr.	9005382276679

Features



BioFresh-Plus

Liebherr's BioFresh technology guarantees the perfect climate for superior, long-lasting food freshness. In addition to two BioFresh drawers, the third Monolith refrigerator drawer can be set as BioFresh-Plus, lowering temperatures down to - 2 °C (28°F), ideal for storing fresh fish and seafood.




German Engineering

Our superior products offer premium quality, cutting edge design, and innovative features that best fit your lifestyle. The use of high quality materials, perfectly detailed finishes, and elite cooling components are combined with the latest production processes, resulting in an outstanding cooling product.



FlexSystem

FlexSystem offers a simple-to-use, flexible organization system for sorting and separating foods stored in your favorite BioFresh drawer. Fruits and vegetables can be kept clearly separated, or foods can be stored according to use-by date.



SuperQuiet

Noise levels are kept to a minimum thanks to virtually silent, speed-controlled, and sound absorbing compressors. Alongside a low noise cooling circuit, these features ensure exact performance, energy efficiency, and SuperQuiet operation.



InfinitySwipe

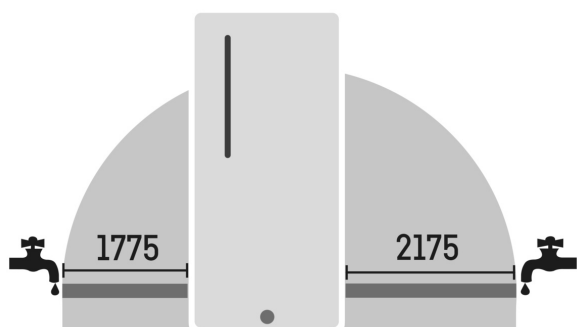
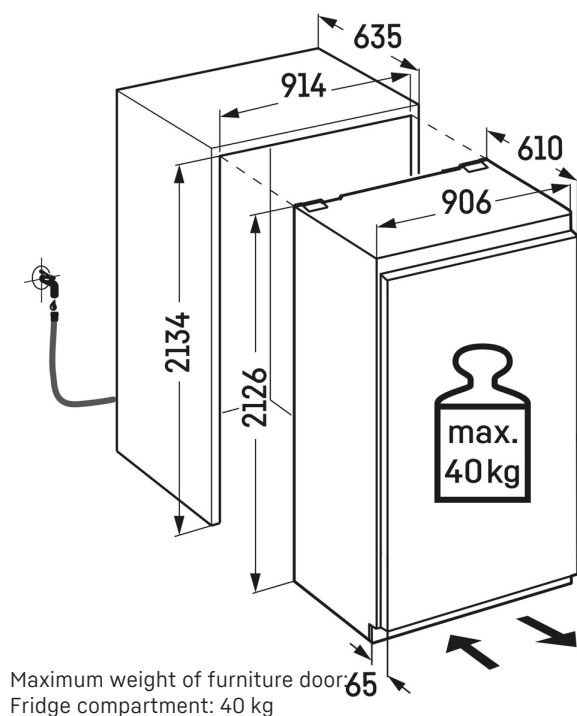
For a touch more comfort, the user-friendly InfinitySwipe electronic touch control with a bright and clear 3.5-inch display can be operated intuitively and effortlessly via touch & swipe.



InfinityLight

Monolith's seamlessly integrated LED side-wall lighting casts a beautiful and even glow that can be adjusted according to taste, including a soft brightening effect upon opening the doors, and a pleasing night dimming feature. InfinityLight doesn't just add drama and flair, it also emits less heat, preserving food quality.

Technical drawing



Products and their details are staged for advertising purposes. Whilst every effort is made to ensure all specifications and information in this flyer are accurate, Liebherr reserves the right to make changes without notification. Where actual appliance measurements, specifications, and ratings are crucial, we recommend that the actual appliance installation instructions that accompany each appliance be checked. Liebherr will not be liable for any damage. (24.03.2025)

