
R 926 Litronic

LIEBHERR

Crawler excavator



Generation
8

Operating weight
26,500–28,950 kg

Engine
150 kW / 204 HP
Stage V

Bucket capacity
0.55–1.75 m³

Experience the progress

R 926

① Safety

- Panoramic visibility with no obstructions and camera on the rear and the right side equipment
- Lifiable console for easy and safe access to cab
- ROPS-certified cab structure: rollover protection
- Emergency exit via the rear cab window whatever the configuration of the excavator
- Right window and windshield in laminated and tinted glass

② Equipment

- Large choice of types and sizes of equipment
- Safety check valves for hoist and stick cylinders (option)
- Longer lifespan of components and higher productivity thanks to automatic centralised lubrication system

③ Maintenance

- Innovative servicing concept, with service points accessible from ground level
- Lateral access to uppercarriage and large maintenance platform
- Engine oil, hydraulic oil, fuel and urea levels visible on the display

④ Comfort

- Spacious, air-conditioned work space
- Pneumatic seat with vertical and horizontal suspension
- Easy-to-use high resolution 9" colour touchscreen
- Completely retractable front cab window
- LED lighting as standard



⑤ Engine

- Liebherr engine that conforms with the Stage V European exhaust emissions standard
- Automatic engine speed increase / decrease controlled by proximity sensors in the joysticks

⑥ Undercarriage

- Robust, reliable X-frame undercarriage, easy to secure thanks to its integrated eyelets
- Easy maintenance
- Maintenance-free travel gear and track rollers with lifetime lubrication
- Extra storage as an option



Technical data



Engine

Rating per ISO 9249	150 kW (204 HP) at 1,800 RPM
Torque	1,245 Nm at 1,100 RPM
Model	Liebherr D934 A7-25
Type	4 cylinder in-line
Bore	122 mm
Stroke	150 mm
Displacement	7.0 l
Engine operation	4-stroke diesel Common-Rail Turbo-charged and after-cooler
Exhaust gas treatment	Stage V DOC + SCR Filter Passive regeneration by thermo management
Cooling system	Water-cooled and oil cooler, after-cooled and fuel cooled
Air cleaner	Dry-type air cleaner with pre-cleaner
Fuel tank	620 l
Urea tank	90 l
Electrical system	
Voltage	24 V
Batteries	2 x 135 Ah / 12 V
Alternator	Three-phase current 24 V / 140 A
Engine idling	Sensor controlled



Hydraulic controls

Power distribution	Via control valves, simultaneous and independent actuation of undercarriage, swing drive and equipment
Electric servo circuit	Electro-hydraulic control
Equipment and swing	Proportional via joystick levers
Travel	- Proportional control via foot pedals or removable levers - Automatic or manual speed adjustment
Additional functions	Proportional regulation via foot pedals or mini-joystick



Hydraulic system

Hydraulic system	Positive Control hydraulic system. Demand-based, double independent pump flows Features high system dynamics and sensitivity provided by integrated system controlling Independent circuit for rotation
Hydraulic pumps	
For equipment and travel drive	Liebherr, variable displacement, swashplate double pump
Max. flow	2 x 265 l/min.
Max. pressure	380 bar
For swing drive	Swashplate pump, closed-loop circuit
Max. flow	200 l/min.
Max. pressure	365 bar
Pump management	Electronic management synchronous to the control block
Hydraulic tank	239 l
Hydraulic system	max. 475 l
Filtration	1 main return filter with integrated partial micro filtration (10 µm)
Cooling system	Compact cooler, consisting of a water cooler, with hydraulic oil cooler, gearbox oil cooler, fuel cooler and after-cooler cores and hydrostatically driven fan
MODE selection	Adjustment of engine and hydraulic performance via a mode pre-selector to match application, e.g. for especially economical and environmentally friendly operation or for maximum digging performance and heavy-duty jobs
Engine speed and performance setting	Stepless adjustment of engine output and hydraulic power via engine speed



Swing drive

Drive	Liebherr swashplate motor with integrated brake valve and torque control
Transmission	Liebherr compact planetary reduction gears
Swing ring	Liebherr, sealed race ball bearing swing ring, internal teeth
Swing speed	0-10.1 RPM stepless
Swing torque	90 kNm
Holding brake	Wet multi-disc (spring applied, pressure released)



Cab

Cab	ROPS safety cab structure (roll-over protection system according to ISO 12117-2:2008) with windscreen, totally or partially retractable (only upper part), under cab roof, LED work headlights integrated in the ceiling, a door with a sliding window (can be opened on both sides), large storing box and several stowing possibilities, shock-absorbing suspension, laminated right hand side and roof windows, all windows tinted, separate extensible window shades for the sunroof window and windscreen, cigarette lighter and 24 V plug, 12V plug, cup holder, mobile phone storage net
Operator's seat	Liebherr-Comfort seat, airsprung with automatic weight adjustment, vertical and longitudinal seat damping including consoles and joysticks. Seat and armrests adjustable separately and in combination (adjustable in length, height and inclination), seat heating as standard Oscillating consoles with seat, tiltable console left
Arm consoles	
Operation and displays	Large high-resolution operating unit, intuitive, colour display with touchscreen, video-compatible, numerous setting, control and monitoring options, e.g. air conditioning control, fuel consumption, machine and attachment parameters
Air-conditioning	Automatic air-conditioning, recirculated air function, fast de-icing and demisting at the press of a button, air vents can be operated via a menu. Recirculated air and fresh air filters can be easily replaced and are accessible from the outside. Heating-cooling unit, designed for extreme outside temperatures, sensors for solar radiation, inside and outside temperatures The air conditioning system contains fluorinated greenhouse gases
Refrigerant	R134a
Global warming potential	1,430
Quantity at 25 °C*	1,260 g
CO ₂ equivalent	1.80 t
Vibration emission**	
Hand / arm vibrations	< 2.5 m/s ² , according with ISO 5349-1:2001
Whole-body vibrations	< 0.5 m/s ²
Measuring inaccuracy	According with standard EN 12096:1997
Noise emission	
ISO 6396	70 dB(A) = L _{pA} (inside cab)
2000/14/EC	104 dB(A) = L _{WA} (surround noise)



Undercarriage

Versions	
XNLC	Gauge 2,240 mm
NLC	Gauge 2,390 mm
LC	Gauge 2,590 mm
Drive	Liebherr swashplate motor with brake valves on both sides
Transmission	Liebherr planetary reduction gear
Maximum travel speed	3.9 km/h low range 6.1 km/h high range
Drawbar pull on crawler	236 kN
Track components	B60, D6C, maintenance-free
Track rollers / Carrier rollers	9 / 2
Tracks	Sealed and greased
Track pads	Triple grouser
Holding brake	Wet multi-disc (spring applied, pressure released)
Brake valves	Integrated into travel motor
Lashing eyes	Integrated



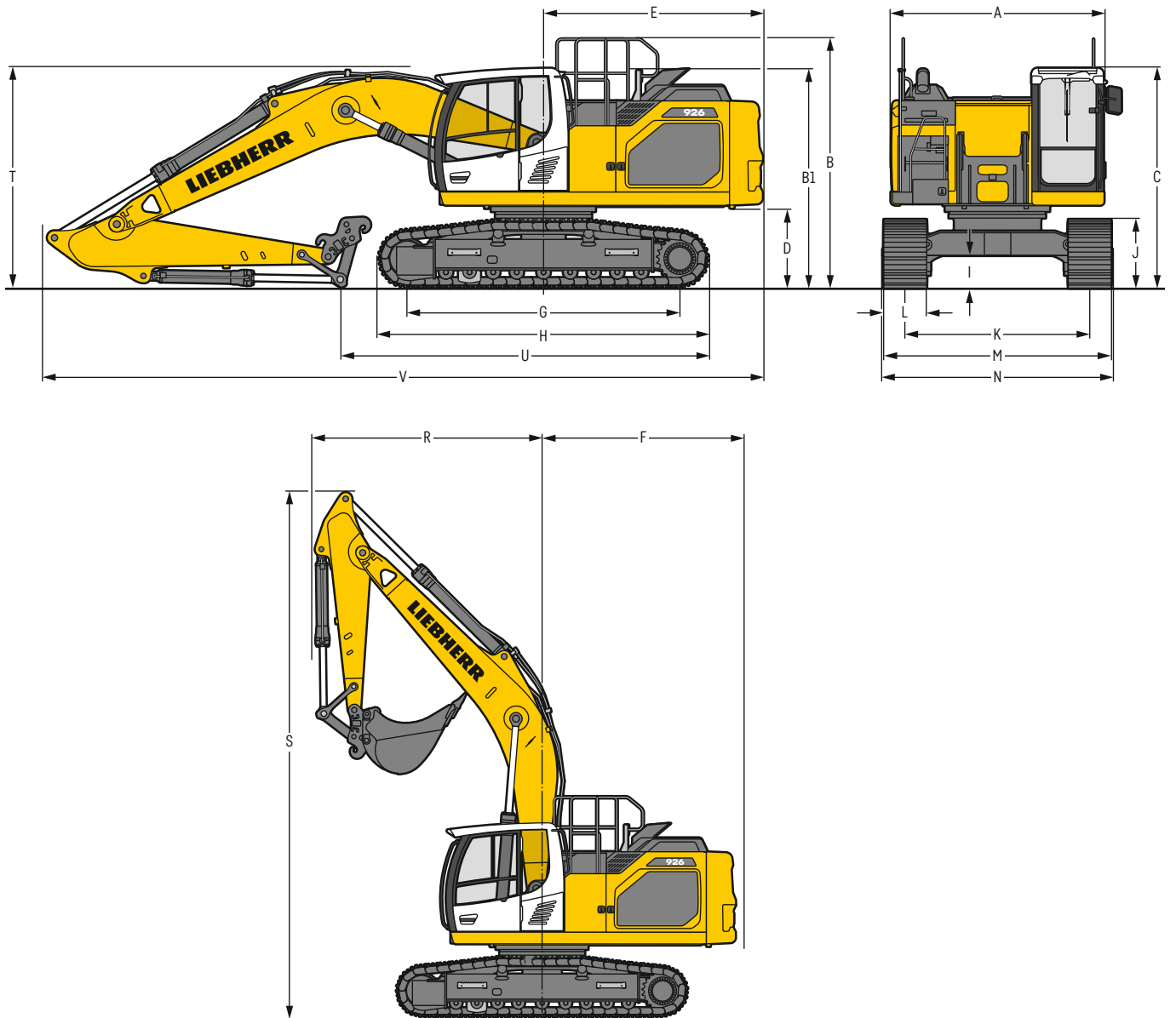
Equipment

Type	Combination of resistant steel plates and cast steel components
Hydraulic cylinders	Liebherr cylinders with seal and guidance systems
Bearings	Sealed, low maintenance
Lubrication	Liebherr central lubrication system
Hydraulic connections	Pipes and hoses equipped with SAE split-flange connections
Buckets	Standard equipped with Liebherr tooth system

* Valid for standard machine without operator's cab elevation and without height adjustable cab

** For the risk assessment according to 2002/44/EC see ISO/TR 25398:2006

Dimensions



	XNLC				NLC				LC									
	mm				mm				mm									
A	Upper-carriage width				2,990 ²⁾				2,990 ²⁾									
B	Upper-carriage height				3,075				3,075									
B1	Upper-carriage height (handrails folded)				2,855				2,855									
C	Cab height				3,090				3,090									
D	Counterweight ground clearance				1,115				1,115									
E	Rear-end length				3,075				3,075									
F	Tail swing radius				3,200				3,200									
G	Wheelbase				3,830				3,830									
H	Undercarriage length				4,625				4,625									
I	Undercarriage ground clearance				495				495									
J	Track height				965				965									
K	Track gauge				2,240				2,390									
L	Track pad width				600	700	750	800	600	700	750	800	900					
M	Width over tracks				2,840	2,940	2,990	3,040	2,990	3,090	3,140	3,190	3,290	3,190	3,290	3,340	3,390	3,490
N	Width over steps				2,775	2,975 ¹⁾	2,975 ¹⁾	2,975 ¹⁾	2,925	3,125 ¹⁾	3,125 ¹⁾	3,125 ¹⁾	3,225 ¹⁾	3,125	3,325 ¹⁾	3,325 ¹⁾	3,325 ¹⁾	3,425 ¹⁾

¹⁾ width with removable steps

²⁾ without door stop device and spacer

	Stick length	Mono boom 6.00 m	Mono boom straight 6.20 m	Two-piece boom 6.20 m
	m	with quick coupler	with quick coupler	with quick coupler
		mm	mm	mm
R	Front swing radius	2.50	3,650	3,100
		3.00	3,650	3,100
		3.50	3,650	3,100
S	Height with boom up	2.50	8,350	8,950
		3.00	3,000	2,900
		3.50	3,100	3,050
T	Boom height	2.50	3,000	2,900
		3.00	3,100	3,050
		3.50	3,100	3,200
U	Length on ground	2.50	8,350	6,100
		3.00	5,150	5,750
		3.50	4,650	5,350
V	Overall length	2.50	10,100	10,450
		3.50	10,100	10,450
	Bucket	1.45 m ³	1.45 m ³	1.45 m ³

Transport dimensions

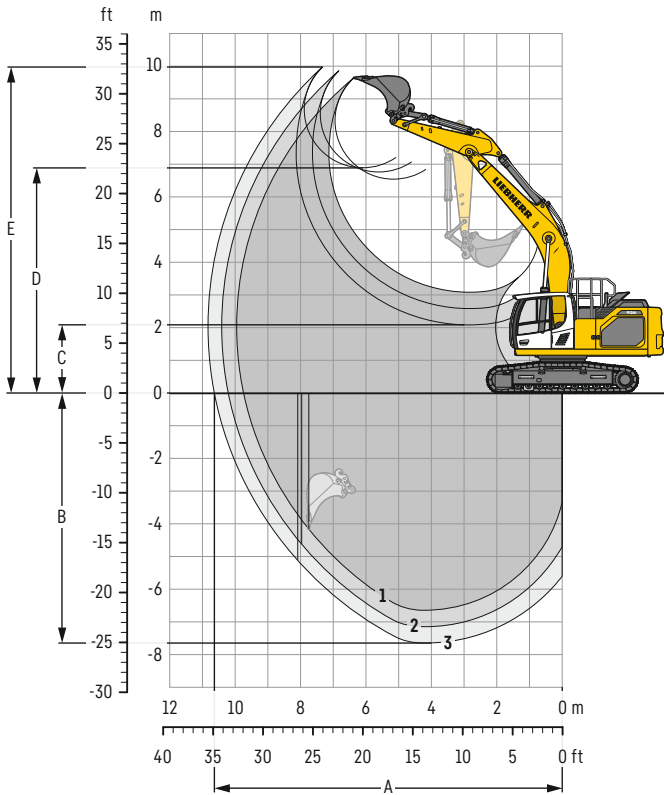
removable elements disassembled

	Undercarriage	Mono boom 6.00 m				Mono boom straight 6.20 m				Two-piece boom 6.20 m						
		mm				mm				mm						
		600	700	750	800	900	600	700	750	800	900	600	700	750	800	900
Pad width																
Transport width	XNLC	2,990	2,990	2,990	3,040	-	2,990	2,990	2,990	3,040	-	2,990	2,990	2,990	3,040	-
	NLC	2,990	2,990	3,140	3,190	3,290	2,990	2,990	3,140	3,190	3,290	2,990	2,990	3,140	3,190	3,290
	LC	3,190	3,290	3,340	3,390	3,490	3,190	3,290	3,340	3,390	3,490	3,190	3,290	3,340	3,390	3,490

	Undercarriage / Stick	XNLC / NLC / LC			XNLC / NLC / LC			XNLC / NLC / LC		
		mm			mm			mm		
	m									
Transport length		10,100			10,450			10,400		
Transport height	2.50	3,090			3,090			3,090		
	3.00	3,100			3,090			3,090		
	3.50	3,100			3,200			3,100		

Backhoe bucket

with mono boom 6.00 m



Digging envelope

with quick coupler		1	2	3
Stick length	m	2.50	3.00	3.50
A Max. reach at ground level	m	9.74	10.21	10.63
B Max. digging depth	m	6.64	7.14	7.64
C Min. dumping height	m	3.09	2.59	2.09
D Max. dumping height	m	6.54	6.76	6.89
E Max. cutting height	m	9.64	9.85	9.97

Forces

without quick coupler		1	2	3
Stick digging force (ISO 6015)	kN	152	134	120
Bucket digging force (ISO 6015)	kN	187	187	187
Stick digging force (SAE J1179)	kN	145	129	116
Bucket digging force (SAE J1179)	kN	166	166	166

Operating weight and ground pressure

The operating weight includes the basic machine with counterweight 4.6t, mono boom 6.00 m, stick 3.00 m, quick coupler SWA 48 (250 kg) and bucket 1.45 m³ (910 kg).

Undercarriage		XNLC				
Pad width	mm	600	700	750	800	900
Weight	kg	26,500	26,750	26,900	27,050	-
Ground pressure	kg/cm ²	0.54	0.47	0.44	0.41	-

Undercarriage		NLC				
Pad width	mm	600	700	750	800	900
Weight	kg	26,550	26,800	26,950	27,100	27,400
Ground pressure	kg/cm ²	0.54	0.47	0.44	0.41	0.37

Undercarriage		LC				
Pad width	mm	600	700	750	800	900
Weight	kg	26,650	26,900	27,050	27,200	27,500
Ground pressure	kg/cm ²	0.54	0.47	0.44	0.41	0.37

The operating weight includes the basic machine with counterweight 5.1t, mono boom 6.00 m, stick 3.00 m, quick coupler SWA 48 (250 kg) and bucket 1.45 m³ (910 kg).

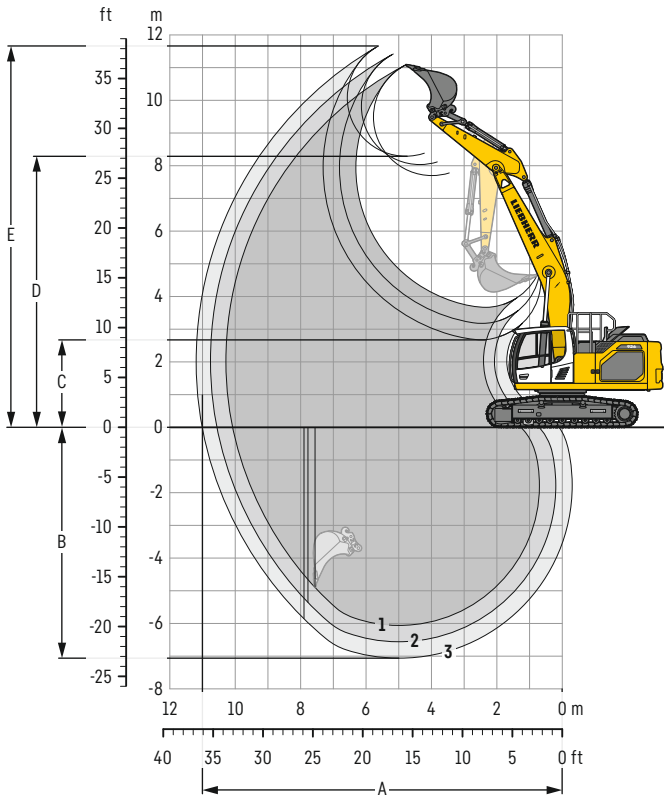
Undercarriage		XNLC				
Pad width	mm	600	700	750	800	900
Weight	kg	27,000	27,250	27,400	27,550	-
Ground pressure	kg/cm ²	0.55	0.47	0.44	0.42	-

Undercarriage		NLC				
Pad width	mm	600	700	750	800	900
Weight	kg	27,050	27,300	27,450	27,600	27,900
Ground pressure	kg/cm ²	0.55	0.47	0.45	0.42	0.38

Undercarriage		LC				
Pad width	mm	600	700	750	800	900
Weight	kg	27,150	27,400	27,550	27,700	28,000
Ground pressure	kg/cm ²	0.55	0.48	0.45	0.42	0.38

Backhoe bucket

with mono boom straight 6.20 m



Digging envelope

with quick coupler		1	2	3
Stick length	m	2.50	3.00	3.50
A Max. reach at ground level	m	10.08	10.56	11.00
B Max. digging depth	m	6.06	6.56	7.06
C Min. dumping height	m	3.67	3.18	2.67
D Max. dumping height	m	7.70	8.04	8.30
E Max. cutting height	m	11.08	11.42	11.66

Forces

without quick coupler		1	2	3
Stick digging force (ISO 6015)	kN	152	134	120
Bucket digging force (ISO 6015)	kN	187	187	187
Stick digging force (SAE J1179)	kN	145	129	116
Bucket digging force (SAE J1179)	kN	166	166	166

Operating weight and ground pressure

The operating weight includes the basic machine with counterweight 4.6t, mono boom straight 6.20m, stick 3.00m, quick coupler SWA 48 (250 kg) and bucket 1.45 m³ (910 kg).

Undercarriage		XNLC				
Pad width	mm	600	700	750	800	900
Weight	kg	26,550	26,800	26,950	27,100	-
Ground pressure	kg/cm ²	0.54	0.47	0.44	0.41	-

Undercarriage		NLC				
Pad width	mm	600	700	750	800	900
Weight	kg	26,600	26,850	27,000	27,150	27,450
Ground pressure	kg/cm ²	0.54	0.47	0.44	0.41	0.37

Undercarriage		LC				
Pad width	mm	600	700	750	800	900
Weight	kg	26,700	26,950	27,100	27,250	27,550
Ground pressure	kg/cm ²	0.54	0.47	0.44	0.41	0.37

The operating weight includes the basic machine with counterweight 5.1t, mono boom straight 6.20m, stick 3.00m, quick coupler SWA 48 (250 kg) and bucket 1.45 m³ (910 kg).

Undercarriage		XNLC				
Pad width	mm	600	700	750	800	900
Weight	kg	27,050	27,300	27,450	27,600	-
Ground pressure	kg/cm ²	0.55	0.47	0.45	0.42	-

Undercarriage		NLC				
Pad width	mm	600	700	750	800	900
Weight	kg	27,100	27,350	27,500	27,650	27,950
Ground pressure	kg/cm ²	0.55	0.48	0.45	0.42	0.38

Undercarriage		LC				
Pad width	mm	600	700	750	800	900
Weight	kg	27,200	27,450	27,600	27,750	28,050
Ground pressure	kg/cm ²	0.55	0.48	0.45	0.42	0.38

Buckets Machine stability per ISO 10567* (75% of tipping capacity)

Cutting width mm	Capacity ISO 7451 m ³	Weight ³⁾ kg	Weight ⁴⁾ kg	XNLC undercarriage (with track pads 600 mm)									NLC undercarriage (with track pads 600 mm)									LC undercarriage (with track pads 600 mm)								
				Stick length (m)									Stick length (m)									Stick length (m)								
				without quick coupler			with quick coupler			without quick coupler			with quick coupler			without quick coupler			with quick coupler			without quick coupler			with quick coupler					
				2.50	3.00	3.50	2.50	3.00	3.50	2.50	3.00	3.50	2.50	3.00	3.50	2.50	3.00	3.50	2.50	3.00	3.50	2.50	3.00	3.50						
with counterweight 4.6 t																														
STD ¹⁾	650	0.55	580	590	▲	▲	▲	▲	▲	▲	▲	▲	▲	▲	▲	▲	▲	▲	▲	▲	▲	▲	▲	▲	▲	▲				
	850	0.75	620	640	▲	▲	▲	▲	▲	▲	▲	▲	▲	▲	▲	▲	▲	▲	▲	▲	▲	▲	▲	▲	▲	▲				
	1,050	0.95	710	740	▲	▲	▲	▲	▲	▲	▲	▲	▲	▲	▲	▲	▲	▲	▲	▲	▲	▲	▲	▲	▲	▲				
	1,250	1.15	810	830	▲	▲	■	▲	▲	▲	▲	▲	▲	▲	▲	▲	▲	▲	▲	▲	▲	▲	▲	▲	▲	▲				
	1,250	1.25	890	910	▲	■	▲	▲	■	▲	▲	▲	■	▲	▲	■	▲	▲	▲	▲	▲	▲	▲	▲	▲	▲				
	1,400	1.35	850	880	▲	■	▲	▲	■	▲	▲	■	▲	▲	■	▲	■	▲	▲	▲	▲	▲	▲	▲	▲	▲				
	1,500	1.45	910	910	■	▲	■	▲	▲	▲	▲	■	▲	▲	▲	▲	▲	■	▲	▲	▲	▲	▲	▲	▲	▲				
	1,600	1.55	950	970	▲	■	▲	▲	▲	▲	▲	■	▲	▲	■	▲	■	▲	▲	▲	▲	▲	▲	▲	▲	▲				
	1,500	1.65	1,020	1,020	▲	▲	▲	▲	▲	▲	▲	■	▲	▲	▲	▲	▲	▲	▲	▲	▲	▲	▲	▲	▲	▲				
	1,600	1.75	1,060	1,080	■	▲	-	▲	▲	-	▲	▲	▲	▲	▲	▲	■	▲	▲	▲	▲	▲	▲	▲	▲	▲				
HD ²⁾	650	0.55	640	650	▲	▲	▲	▲	▲	▲	▲	▲	▲	▲	▲	▲	▲	▲	▲	▲	▲	▲	▲	▲	▲	▲				
	850	0.75	690	720	▲	▲	▲	▲	▲	▲	▲	▲	▲	▲	▲	▲	▲	▲	▲	▲	▲	▲	▲	▲	▲	▲				
	1,050	0.95	800	830	▲	▲	▲	▲	▲	▲	▲	▲	▲	▲	▲	▲	▲	▲	▲	▲	▲	▲	▲	▲	▲	▲				
	1,250	1.15	910	940	▲	▲	■	▲	▲	▲	▲	▲	▲	▲	▲	▲	▲	▲	■	▲	▲	▲	▲	▲	▲	▲				
	1,250	1.25	1,010	1,030	▲	■	▲	▲	■	▲	▲	▲	■	▲	▲	▲	▲	▲	▲	▲	▲	▲	▲	▲	▲	▲				
	1,400	1.35	970	990	▲	■	▲	▲	▲	▲	▲	■	▲	▲	■	▲	▲	■	▲	▲	▲	▲	▲	▲	▲	▲				
	1,500	1.45	1,030	1,030	■	▲	▲	▲	■	▲	▲	■	▲	▲	■	▲	▲	■	▲	▲	▲	▲	▲	▲	▲	▲				
	1,600	1.55	1,070	1,090	▲	■	▲	▲	▲	▲	▲	■	▲	▲	▲	■	▲	■	▲	▲	▲	▲	▲	▲	▲	▲				
	1,500	1.65	1,160	1,160	■	▲	▲	▲	■	▲	-	▲	■	▲	▲	▲	▲	▲	▲	▲	▲	▲	▲	▲	▲	▲				
	1,600	1.75	1,220	1,230	▲	▲	-	▲	▲	-	■	▲	▲	▲	■	▲	-	▲	▲	-	■	■	▲	▲	■	▲				
with counterweight 5.1 t																														
STD ¹⁾	650	0.55	580	590	▲	▲	▲	▲	▲	▲	▲	▲	▲	▲	▲	▲	▲	▲	▲	▲	▲	▲	▲	▲	▲	▲				
	850	0.75	620	640	▲	▲	▲	▲	▲	▲	▲	▲	▲	▲	▲	▲	▲	▲	▲	▲	▲	▲	▲	▲	▲	▲				
	1,050	0.95	710	740	▲	▲	▲	▲	▲	▲	▲	▲	▲	▲	▲	▲	▲	▲	▲	▲	▲	▲	▲	▲	▲	▲				
	1,250	1.15	810	830	▲	▲	▲	▲	▲	▲	▲	▲	▲	▲	▲	▲	▲	▲	▲	▲	▲	▲	▲	▲	▲	▲				
	1,250	1.25	890	910	▲	▲	■	▲	▲	▲	▲	▲	▲	▲	▲	▲	▲	▲	■	▲	▲	▲	▲	▲	▲	▲				
	1,400	1.35	850	880	▲	▲	■	▲	■	▲	▲	▲	■	▲	▲	■	▲	▲	■	▲	▲	▲	▲	▲	▲	▲				
	1,500	1.45	910	910	▲	■	▲	▲	▲	■	▲	▲	■	▲	▲	■	▲	▲	▲	▲	▲	▲	▲	▲	▲	▲				
	1,600	1.55	950	970	■	▲	■	▲	■	▲	▲	■	▲	▲	■	▲	▲	■	▲	▲	▲	▲	▲	▲	▲	▲				
	1,500	1.65	1,020	1,020	■	■	▲	▲	▲	▲	■	▲	■	▲	■	▲	▲	▲	▲	▲	▲	▲	▲	▲	▲	▲				
	1,600	1.75	1,060	1,080	▲	▲	▲	■	▲	▲	■	■	▲	▲	■	▲	▲	■	▲	▲	▲	▲	▲	▲	▲	▲				
HD ²⁾	650	0.55	640	650	▲	▲	▲	▲	▲	▲	▲	▲	▲	▲	▲	▲	▲	▲	▲	▲	▲	▲	▲	▲	▲	▲				
	850	0.75	690	720	▲	▲	▲	▲	▲	▲	▲	▲	▲	▲	▲	▲	▲	▲	▲	▲	▲	▲	▲	▲	▲	▲				
	1,050	0.95	800	830	▲	▲	▲	▲	▲	▲	▲	▲	▲	▲	▲	▲	▲	▲	▲	▲	▲	▲	▲	▲	▲	▲				
	1,250	1.15	910	940	▲	▲	▲	▲	▲	▲	■	▲	▲	▲	▲	▲	▲	▲	▲	▲	▲	▲	▲	▲	▲	▲				
	1,250	1.25	1,010	1,030	▲	▲	■	▲	▲	■	▲	▲	▲	▲	▲	▲	▲	▲	▲	▲	▲	▲	▲	▲	▲	▲				
	1,400	1.35	970	990	▲	■	▲	▲	▲	▲	▲	▲	▲	▲	▲	▲	▲	▲	■	▲	▲	▲	▲	▲	▲	▲				
	1,500	1.45	1,030	1,030	▲	■	■	▲	■	▲	■	▲	▲	■	▲	▲	■	▲	▲	▲	▲	▲	▲	▲	▲	▲				
	1,600	1.55	1,070	1,090	■	▲	▲	▲	■	▲	▲	■	▲	▲	■	▲	■	▲	■	▲	▲	▲	▲	▲	▲	▲				
	1,500	1.65	1,160	1,160	▲	■	▲	▲	▲	▲	▲	■	▲	▲	▲	▲	■	▲	▲	▲	▲	▲	▲	▲	▲	▲				
	1,600	1.75	1,220	1,230	■	▲	▲	■	▲	-	▲	■	▲	▲	▲	▲	▲	▲	▲	▲	■	▲	▲	■	▲	▲				

* Indicated loads are based on ISO 10567, at maximum reach, and may be swung 360° on firm and even ground

¹⁾ Standard bucket with teeth Z 40

²⁾ HD bucket with teeth Z 40

³⁾ Bucket for direct mounting

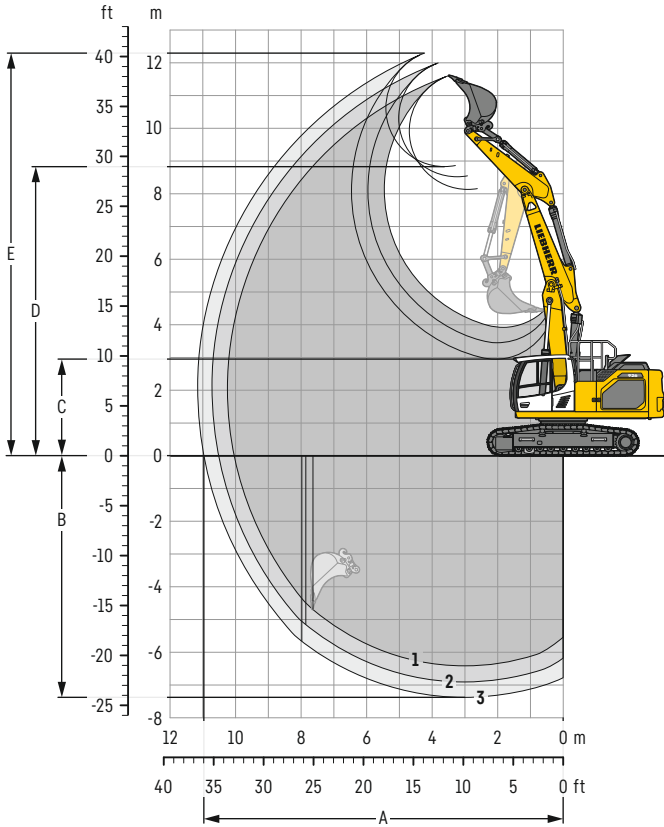
⁴⁾ Bucket for mounting to quick coupler SWA 48 (250 kg)

Other buckets available upon request

Max. material weight ▲ = ≤ 2.0t/m³, ■ = ≤ 1.8t/m³, ▲ = ≤ 1.65t/m³, ■ = ≤ 1.5t/m³, ▲ = ≤ 1.2t/m³, - = not authorised

Backhoe bucket

with two-piece boom 6.20 m



Digging envelope

with quick coupler		1	2	3
Stick length	m	2.50	3.00	3.50
A Max. reach at ground level	m	10.04	10.52	10.97
B Max. digging depth	m	6.42	6.91	7.38
C Min. dumping height	m	3.92	3.45	2.95
D Max. dumping height	m	8.13	8.52	8.83
E Max. cutting height	m	11.60	11.99	12.29

Forces

without quick coupler		1	2	3
Stick digging force (ISO 6015)	kN	152	134	120
Bucket digging force (ISO 6015)	kN	187	187	187
Stick digging force (SAE J1179)	kN	145	129	116
Bucket digging force (SAE J1179)	kN	166	166	166

Operating weight and ground pressure

The operating weight includes the basic machine with counterweight 4.6t, two-piece boom 6.20 m, stick 3.00 m, quick coupler SWA 48 (250 kg) and bucket 1.45 m³ (910 kg).

Undercarriage		XNLC				
Pad width	mm	600	700	750	800	900
Weight	kg	27,450	27,700	27,850	28,000	-
Ground pressure	kg/cm ²	0.56	0.48	0.45	0.43	-

Undercarriage		NLC				
Pad width	mm	600	700	750	800	900
Weight	kg	27,500	27,750	27,900	28,050	28,350
Ground pressure	kg/cm ²	0.56	0.48	0.45	0.43	0.38

Undercarriage		LC				
Pad width	mm	600	700	750	800	900
Weight	kg	27,600	27,850	28,000	28,150	28,450
Ground pressure	kg/cm ²	0.56	0.48	0.45	0.43	0.38

The operating weight includes the basic machine with counterweight 5.1t, two-piece boom 6.20 m, stick 3.00 m, quick coupler SWA 48 (250 kg) and bucket 1.45 m³ (910 kg).

Undercarriage		XNLC				
Pad width	mm	600	700	750	800	900
Weight	kg	27,950	28,200	28,350	28,500	-
Ground pressure	kg/cm ²	0.57	0.49	0.46	0.43	-

Undercarriage		NLC				
Pad width	mm	600	700	750	800	900
Weight	kg	28,000	28,250	28,400	28,550	28,850
Ground pressure	kg/cm ²	0.57	0.49	0.46	0.43	0.39

Undercarriage		LC				
Pad width	mm	600	700	750	800	900
Weight	kg	28,100	28,350	28,500	28,650	28,950
Ground pressure	kg/cm ²	0.57	0.49	0.46	0.44	0.39

Buckets Machine stability per ISO 10567* (75% of tipping capacity)

Cutting width mm	Capacity ISO 7451 m ³	Weight ³⁾ kg	Weight ⁴⁾ kg	XNLC undercarriage (with track pads 600 mm)									NLC undercarriage (with track pads 600 mm)									LC undercarriage (with track pads 600 mm)								
				Stick length (m)									Stick length (m)									Stick length (m)								
				without quick coupler			with quick coupler			without quick coupler			with quick coupler			without quick coupler			with quick coupler			without quick coupler			with quick coupler					
			2.50	3.00	3.50	2.50	3.00	3.50	2.50	3.00	3.50	2.50	3.00	3.50	2.50	3.00	3.50	2.50	3.00	3.50	2.50	3.00	3.50	2.50	3.00	3.50				
with counterweight 4.6 t																														
STD ¹⁾	650	0.55	580	590	▲	▲	▲	▲	▲	▲	▲	▲	▲	▲	▲	▲	▲	▲	▲	▲	▲	▲	▲	▲	▲	▲	▲			
	850	0.75	620	640	▲	▲	▲	▲	▲	▲	▲	▲	▲	▲	▲	▲	▲	▲	▲	▲	▲	▲	▲	▲	▲	▲	▲			
	1,050	0.95	710	740	▲	▲	▲	▲	▲	▲	▲	▲	▲	▲	▲	▲	▲	▲	▲	▲	▲	▲	▲	▲	▲	▲	▲			
	1,250	1.15	810	830	▲	▲	■	▲	▲	▲	▲	▲	▲	▲	▲	▲	▲	▲	▲	▲	▲	▲	▲	▲	▲	▲	▲			
	1,250	1.25	890	910	▲	■	▲	▲	■	▲	▲	■	▲	▲	■	▲	▲	■	▲	▲	■	▲	▲	■	▲	▲	■			
	1,400	1.35	850	880	▲	■	■	▲	■	▲	■	▲	■	▲	■	▲	■	▲	■	▲	■	▲	■	▲	■	▲	■			
	1,500	1.45	910	910	■	▲	▲	▲	■	▲	▲	▲	■	▲	▲	▲	■	▲	▲	▲	■	▲	▲	▲	■	▲	▲			
	1,600	1.55	950	970	▲	■	▲	▲	▲	▲	▲	▲	■	▲	■	▲	■	▲	▲	■	▲	▲	■	▲	▲	■	▲			
	1,500	1.65	1,020	1,020	■	▲	▲	▲	■	▲	▲	-	▲	■	▲	▲	▲	▲	■	▲	▲	▲	■	▲	▲	■	▲			
	1,600	1.75	1,060	1,080	■	▲	▲	-	▲	▲	▲	-	▲	▲	▲	▲	▲	▲	■	▲	▲	▲	■	▲	▲	■	▲			
HD ²⁾	650	0.55	640	650	▲	▲	▲	▲	▲	▲	▲	▲	▲	▲	▲	▲	▲	▲	▲	▲	▲	▲	▲	▲	▲	▲	▲			
	850	0.75	690	720	▲	▲	▲	▲	▲	▲	▲	▲	▲	▲	▲	▲	▲	▲	▲	▲	▲	▲	▲	▲	▲	▲	▲			
	1,050	0.95	800	830	▲	▲	▲	▲	▲	▲	▲	▲	▲	▲	▲	▲	▲	▲	▲	▲	▲	▲	▲	▲	▲	▲	▲			
	1,250	1.15	910	940	▲	▲	■	▲	▲	■	▲	▲	▲	▲	▲	▲	▲	▲	▲	▲	▲	▲	▲	▲	▲	▲	▲			
	1,250	1.25	1,010	1,030	▲	■	▲	▲	▲	■	▲	▲	■	▲	▲	■	▲	▲	■	▲	▲	■	▲	▲	■	▲	▲			
	1,400	1.35	970	990	▲	▲	■	▲	▲	▲	▲	▲	▲	■	▲	▲	■	▲	▲	■	▲	▲	■	▲	▲	■	▲			
	1,500	1.45	1,030	1,030	■	▲	▲	▲	▲	■	▲	▲	▲	■	▲	▲	▲	■	▲	▲	▲	■	▲	▲	■	▲	▲			
	1,600	1.55	1,070	1,090	▲	▲	▲	▲	▲	▲	▲	▲	■	▲	■	▲	▲	▲	▲	■	▲	▲	▲	▲	■	▲	▲			
	1,500	1.65	1,160	1,160	■	▲	-	▲	▲	-	▲	■	▲	▲	▲	▲	▲	▲	■	▲	■	▲	■	▲	■	▲	▲			
	1,600	1.75	1,220	1,230	▲	▲	-	▲	-	-	■	▲	▲	■	▲	▲	-	▲	■	▲	▲	■	▲	■	▲	■	▲			
with counterweight 5.1 t																														
STD ¹⁾	650	0.55	580	590	▲	▲	▲	▲	▲	▲	▲	▲	▲	▲	▲	▲	▲	▲	▲	▲	▲	▲	▲	▲	▲	▲	▲			
	850	0.75	620	640	▲	▲	▲	▲	▲	▲	▲	▲	▲	▲	▲	▲	▲	▲	▲	▲	▲	▲	▲	▲	▲	▲	▲			
	1,050	0.95	710	740	▲	▲	▲	▲	▲	▲	▲	▲	▲	▲	▲	▲	▲	▲	▲	▲	▲	▲	▲	▲	▲	▲	▲			
	1,250	1.15	810	830	▲	▲	▲	▲	▲	▲	■	▲	▲	▲	▲	▲	▲	▲	▲	▲	▲	▲	▲	▲	▲	▲	▲			
	1,250	1.25	890	910	▲	▲	■	▲	▲	▲	▲	▲	▲	▲	▲	▲	▲	▲	▲	▲	▲	▲	▲	▲	▲	▲	▲			
	1,400	1.35	850	880	▲	■	▲	▲	■	▲	▲	▲	▲	▲	■	▲	▲	■	▲	▲	■	▲	▲	■	▲	▲	■			
	1,500	1.45	910	910	▲	■	■	▲	■	▲	■	▲	▲	■	▲	■	▲	■	▲	■	▲	■	▲	■	▲	■	▲			
	1,600	1.55	950	970	■	▲	▲	▲	■	▲	▲	▲	▲	■	▲	■	▲	■	▲	■	▲	■	▲	■	▲	■	▲			
	1,500	1.65	1,020	1,020	▲	▲	▲	▲	▲	▲	■	▲	▲	▲	■	▲	▲	■	▲	▲	■	▲	▲	■	▲	▲	■			
	1,600	1.75	1,060	1,080	■	▲	▲	▲	■	▲	-	▲	■	▲	▲	■	▲	▲	■	▲	■	▲	■	▲	■	▲	■			
HD ²⁾	650	0.55	640	650	▲	▲	▲	▲	▲	▲	▲	▲	▲	▲	▲	▲	▲	▲	▲	▲	▲	▲	▲	▲	▲	▲	▲			
	850	0.75	690	720	▲	▲	▲	▲	▲	▲	▲	▲	▲	▲	▲	▲	▲	▲	▲	▲	▲	▲	▲	▲	▲	▲	▲			
	1,050	0.95	800	830	▲	▲	▲	▲	▲	▲	▲	▲	▲	▲	▲	▲	▲	▲	▲	▲	▲	▲	▲	▲	▲	▲	▲			
	1,250	1.15	910	940	▲	▲	▲	▲	▲	▲	■	▲	▲	▲	▲	▲	▲	▲	▲	▲	▲	▲	▲	▲	▲	▲	▲			
	1,250	1.25	1,010	1,030	▲	▲	■	▲	▲	■	▲	▲	▲	■	▲	▲	■	▲	▲	■	▲	▲	■	▲	▲	■	▲			
	1,400	1.35	970	990	▲	■	▲	▲	▲	▲	▲	▲	▲	▲	■	▲	▲	■	▲	▲	■	▲	▲	■	▲	▲	■			
	1,500	1.45	1,030	1,030	■	▲	■	▲	■	▲	▲	▲	▲	■	▲	■	▲	■	▲	■	▲	■	▲	■	▲	■	▲			
	1,600	1.55	1,070	1,090	■	▲	▲	▲	▲	▲	▲	▲	▲	■	▲	■	▲	■	▲	■	▲	■	▲	■	▲	■	▲			
	1,500	1.65	1,160	1,160	▲	▲	▲	▲	▲	▲	▲	▲	■	▲	■	▲	■	▲	■	▲	■	▲	■	▲	■	▲	■			
	1,600	1.75	1,220	1,230	■	▲	▲	▲	■	▲	-	▲	■	▲	▲	■	▲	▲	■	▲	■	▲	■	▲	■	▲	■			

* Indicated loads are based on ISO 10567, at maximum reach, and may be swung 360° on firm and even ground

¹⁾ Standard bucket with teeth Z 40

²⁾ HD bucket with teeth Z 40

³⁾ Bucket for direct mounting

⁴⁾ Bucket for mounting to quick coupler SWA 48 (250 kg)

Other buckets available upon request

Max. material weight ▲ = ≤ 2.0t/m³, ■ = ≤ 1.8t/m³, ▲ = ≤ 1.65t/m³, ■ = ≤ 1.5t/m³, ▲ = ≤ 1.2t/m³, - = not authorised

Lift capacities

with mono boom 6.00 m, counterweight 4.6 t and track pads 600 mm

Stick 2.50 m

Under-carriage	m	3.0m		4.5m		6.0m		7.5m		9.0m		m		
XNLC	7.5					6.2	7.9*					6.1	7.7*	6.0
	6.0					6.1	8.6*					4.6	7.5*	7.1
	4.5	16.7	17.5*	8.9	11.7*	5.9	9.4*	4.2	6.9			3.9	6.5	7.8
	3.0			8.2	14.0*	5.5	9.5	4.0	6.7			3.6	6.0	8.1
	1.5			7.6	14.5	5.2	9.2	3.9	6.6			3.5	5.8	8.1
	0			7.4	14.3	5.1	9.0	3.8	6.5			3.5	6.0	7.9
NLC	-1.5	12.9*	12.9*	7.5	14.3	5.0	8.9					3.9	6.7	7.3
	-3.0	14.5	15.7*	7.6	12.3*	5.1	9.0					4.7	8.2	6.4
	-4.5	10.5*	10.5*	8.0	8.2*							7.2	7.6*	4.8
	7.5					6.6	7.9*					6.5	7.7*	6.0
	6.0					6.5	8.6*					4.9	7.5*	7.1
	4.5	17.5*	17.5*	9.6	11.7*	6.2	9.4*	4.4	6.9			4.2	6.5	7.8
LC	3.0			8.8	14.0*	5.9	9.5	4.3	6.8			3.8	6.0	8.1
	1.5			8.3	14.5	5.6	9.2	4.2	6.6			3.7	5.8	8.1
	0			8.1	14.3	5.4	9.0	4.1	6.5			3.8	6.0	7.9
	-1.5	12.9*	12.9*	8.1	14.3	5.4	8.9					4.2	6.7	7.3
	-3.0	15.7*	15.7*	8.2	12.3*	5.5	9.1					5.1	8.3	6.4
	-4.5	10.5*	10.5*	8.2*	8.2*							7.6*	7.6*	4.8

Stick 3.00 m

Under-carriage	m	3.0m		4.5m		6.0m		7.5m		9.0m		m		
XNLC	7.5					6.3	7.7*					5.3	6.3*	6.6
	6.0					6.2	8.0*	4.3	6.7*			4.1	6.1*	7.6
	4.5			9.1	10.7*	5.9	8.9*	4.2	6.9			3.6	5.9	8.3
	3.0			8.3	13.1*	5.6	9.5	4.0	6.7			3.3	5.5	8.6
	1.5			7.7	14.6	5.2	9.2	3.9	6.6			3.2	5.3	8.6
	0		6.5*	6.5*	7.4	14.2	5.0	8.9	3.7	6.4			3.2	5.5
NLC	-1.5	12.0*	12.0*	7.3	14.1	4.9	8.8					3.5	6.0	7.9
	-3.0	14.2	17.5*	7.4	13.1*	5.0	8.9					4.1	7.1	7.0
	-4.5	12.9*	12.9*	7.7	9.9*							5.8	7.8*	5.6
	7.5					6.7	7.7*					6.5	6.3*	6.6
	6.0					6.6	8.0*	4.6	6.7*			4.4	6.1*	7.6
	4.5			9.8	10.7*	6.3	8.9*	4.5	7.0			3.8	5.9	8.3
LC	3.0			9.0	13.1*	5.9	9.6	4.3	6.8			3.5	5.5	8.6
	1.5			8.3	14.6	5.6	9.2	4.1	6.6			3.4	5.4	8.6
	0		6.5*	6.5*	8.0	14.3	5.4	8.9	4.0	6.4		3.5	5.5	8.4
	-1.5	12.0*	12.0*	7.9	14.2	5.3	8.8	4.0	6.4			3.7	6.0	7.9
	-3.0	15.6	17.5*	8.0	13.1*	5.4	8.9					4.4	7.2	7.0
	-4.5	12.9*	12.9*	8.3	9.9*							6.2	7.8*	5.6

Stick 3.50 m

Under-carriage	m	3.0m		4.5m		6.0m		7.5m		9.0m		m		
XNLC	7.5							4.3	6.6*			4.7	5.2*	7.2
	6.0							4.2	7.0			3.8	5.1*	8.1
	4.5					6.0	8.2*					3.3	5.2*	8.7
	3.0	12.9*	12.9*	8.5	12.2*	5.6	9.4*	4.0	6.8			3.0	5.1	9.0
	1.5	5.5*	5.5*	7.8	14.3*	5.2	9.2	3.8	6.5	2.9	5.0	2.9	4.9	9.0
	0	7.6*	7.6*	7.4	14.2	5.0	8.9	3.7	6.4			2.9	5.1	8.8
NLC	-1.5	11.5*	11.5*	7.2	14.0	4.8	8.7	3.6	6.3			3.2	5.4	8.3
	-3.0	13.9	17.0*	7.3	13.8*	4.9	8.7					3.6	6.3	7.5
	-4.5	14.3	14.9*	7.5	11.1*	5.0	8.2*					4.8	7.8*	6.2
	7.5							4.6	6.6*			5.0	5.2*	7.2
	6.0							4.5	7.0			4.0	5.1*	8.1
	4.5					6.4	8.2*	4.3	6.8			3.5	5.2*	8.7
LC	3.0	12.9*	12.9*	9.1	12.2*	6.0	9.4*	4.1	6.6	3.1	5.0	3.2	5.1	9.0
	1.5	5.5*	5.5*	8.4	14.3*	5.6	9.2	3.9	6.4			3.1	5.0	9.0
	0	7.6*	7.6*	8.0	14.2	5.3	8.9	3.9	6.4			3.2	5.1	8.8
	-1.5	11.5*	11.5*	7.8	14.0	5.2	8.8	3.9	6.3			3.4	5.5	8.3
	-3.0	15.3	17.0*	7.9	13.8*	5.2	8.8					3.9	6.4	7.5
	-4.5	14.9*	14.9*	8.1	11.1*	5.4	8.2*					5.2	7.8*	6.2

Height Can be slewed through 360° In longitudinal position of undercarriage Max. reach * Limited by hydr. capacity

The load values are quoted in tons (t) at stick end (without bucket), and may be swung 360° on firm and even ground. Adjacent values are valid for the undercarriage when in the longitudinal position. Capacities are valid for 600mm wide track pads. Indicated loads are based on ISO 10567 standard and do not exceed 75% of tipping or 87% of hydraulic capacity (indicated via *). Without bucket cylinder, link and lever the lift capacities will increase by 345 kg. Lifting capacity of the excavator is limited by machine stability and hydraulic capacity. According to European Standard, EN 474-5: In the European Union excavators have to be equipped with an overload warning device, a load diagram and automatic safety check valves on hoist cylinders and stick cylinder(s), when they are used for lifting operations which require the use of lifting accessories. Determine maximum load lift from load lift chart displayed in the operator's cab or from load lift chart detailed in the operator's manual supplied with the machine.

Lift capacities

with mono boom 6.00 m, counterweight 5.1 t and track pads 600 mm

Stick 2.50 m

Under-carriage m	3.0m		4.5m		6.0m		7.5m		9.0m		m		
7.5					6.5	7.9*					6.4	7.7*	6.0
6.0					6.4	8.6*					4.9	7.5*	7.1
4.5	17.5*	17.5*			4.2	6.8					4.2	6.8	7.8
3.0			9.4	11.7*	6.2	9.4*	4.4	7.2			3.8	6.3	8.1
1.5			8.6	14.0*	5.8	9.9	4.3	7.1			3.7	6.1	8.1
0			8.1	15.2	5.5	9.6	4.1	6.9			3.8	6.3	7.9
-1.5	12.9*	12.9*	7.9	14.4*	5.4	9.4	4.0	6.8			4.1	7.0	7.3
-3.0	15.4*	15.7*	8.1	12.3*	5.4	9.3*					5.0	8.5*	6.4
-4.5	10.5*	10.5*	8.2*	8.2*							7.6*	7.6*	4.8

Stick 3.00 m

Under-carriage m	3.0m		4.5m		6.0m		7.5m		9.0m		m		
7.5					6.6	7.7*					5.6	6.3*	6.6
6.0					6.5	8.0*		4.5	6.7*		4.4	6.1*	7.6
4.5			9.6	10.7*	6.2	8.9*	4.4	7.3			3.8	6.2*	8.3
3.0			8.8	13.1*	5.9	10.0*	4.3	7.1			3.5	5.7	8.6
1.5			8.2	14.9*	5.5	9.6	4.1	6.9			3.4	5.6	8.6
0	6.5*	6.5*	7.9	14.9	5.3	9.4	4.0	6.7			3.4	5.8	8.4
-1.5	12.0*	12.0*	7.8	14.8*	5.2	9.3	3.9	6.7			3.7	6.3	7.9
-3.0	15.0*	17.5*	7.9	13.1*	5.3	9.3					4.4	7.5	7.0
-4.5	12.9*	12.9*	8.2	9.9*							6.1	7.8*	5.6

Stick 3.50 m

Under-carriage m	3.0m		4.5m		6.0m		7.5m		9.0m		m		
7.5							4.6	6.6*			5.0	5.2*	7.2
6.0					6.3	8.2*					4.0	5.1*	8.1
4.5					4.4	7.3					3.5	5.2*	8.7
3.0	12.9*	12.9*	9.0	12.2*	5.9	9.4*	4.3	7.1			3.2	5.3	9.0
1.5	5.5*	5.5*	8.2	14.3*	5.5	9.6	4.1	6.9	3.1	5.2	3.1	5.2	9.0
0	7.6*	7.6*	7.8	14.9	5.3	9.3	3.9	6.7			3.1	5.3	8.8
-1.5	11.5*	11.5*	7.7	14.7	5.2	9.2	3.8	6.6			3.4	5.7	8.3
-3.0	14.7	17.0*	7.7	13.8*	5.2	9.2					3.9	6.7	7.5
-4.5	14.9*	14.9*	7.9	11.1*	5.3	8.2*					5.1	7.8*	6.2



Height



Can be slewed through 360°



In longitudinal position of undercarriage



Max. reach

* Limited by hydr. capacity

The load values are quoted in tons (t) at stick end (without bucket), and may be swung 360° on firm and even ground. Adjacent values are valid for the undercarriage when in the longitudinal position. Capacities are valid for 600mm wide track pads. Indicated loads are based on ISO 10567 standard and do not exceed 75% of tipping or 87% of hydraulic capacity (indicated via *). Without bucket cylinder, link and lever the lift capacities will increase by 345 kg. Lifting capacity of the excavator is limited by machine stability and hydraulic capacity.

According to European Standard, EN 474-5: In the European Union excavators have to be equipped with an overload warning device, a load diagram and automatic safety check valves on hoist cylinders and stick cylinder(s), when they are used for lifting operations which require the use of lifting accessories.

Determine maximum load lift from load lift chart displayed in the operator's cab or from load lift chart detailed in the operator's manual supplied with the machine.

Lift capacities

with mono boom straight 6.20 m, counterweight 4.6 t and track pads 600 mm

Stick 2.50 m

Under-carriage m	3.0m		4.5m		6.0m		7.5m		9.0m		m
9.0			9.7	9.8*					8.7	8.9*	4.8
7.5			9.7	10.1*					5.4	7.9*	6.5
6.0			9.4	11.3*	6.1	9.5*			4.2	6.9	7.5
4.5			8.7	13.2*	5.7	9.7	4.2	6.9	3.6	6.0	8.1
3.0			7.9	14.9	5.4	9.3	3.9	6.7	3.3	5.6	8.4
1.5			7.5	13.7*	5.1	9.0	3.8	6.5	3.2	5.5	8.5
0			7.3	14.1	5.0	8.9	3.7	6.4	3.3	5.6	8.2
-1.5	9.9*	9.9*	7.4	12.7*	5.0	8.8	3.7	6.4	3.6	6.2	7.7
-3.0	10.7*	10.7*	7.6	9.9*	5.1	7.8*			4.4	6.3*	6.8
-4.5											
9.0			9.8*	9.8*					8.9*	8.9*	4.8
7.5			10.1*	10.1*	6.5	9.5*			5.7	7.9*	6.5
6.0			10.0	11.3*	6.4	9.7*	4.5	6.9	4.5	6.9	7.5
4.5			9.3	13.2*	6.1	9.8	4.4	6.8	3.8	6.0	8.1
3.0			8.6	14.9	5.8	9.4	4.2	6.7	3.5	5.6	8.4
1.5			8.1	13.7*	5.5	9.1	4.1	6.5	3.5	5.5	8.5
0			7.9	14.2	5.4	8.9	4.0	6.4	3.6	5.6	8.2
-1.5	9.9*	9.9*	8.0	12.7*	5.3	8.9	4.0	6.4	3.9	6.2	7.7
-3.0	10.7*	10.7*	8.2	9.9*	5.5	7.8*			4.7	6.3*	6.8
-4.5											
9.0			9.8*	9.8*					8.9*	8.9*	4.8
7.5			10.1*	10.1*	7.0	9.5*			6.2	7.9*	6.5
6.0			10.9	11.3*	6.9	9.7*	4.8	7.0	4.8	7.0	7.5
4.5			10.2	13.2*	6.6	9.8	4.7	6.9	4.2	6.0	8.1
3.0			9.4	15.0	6.3	9.4	4.6	6.7	3.9	5.6	8.4
1.5			8.9	13.7*	6.0	9.1	4.4	6.5	3.8	5.5	8.5
0			8.8	14.2	5.9	8.9	4.4	6.4	3.9	5.7	8.2
-1.5	9.9*	9.9*	8.8	12.7*	5.8	8.9	4.4	6.5	4.2	6.2	7.7
-3.0	10.7*	10.7*	9.0	9.9*	6.0	7.8*			5.1	6.3*	6.8
-4.5											

Stick 3.00 m

Under-carriage m	3.0m		4.5m		6.0m		7.5m		9.0m		m		
9.0											6.9	7.1*	5.6
7.5											4.7	6.4*	7.1
6.0					6.2	8.3*					3.7	6.1*	8.0
4.5	16.9	18.2*	8.6*	8.6*	5.8	9.8	4.1	6.8			3.3	5.5	8.6
3.0			8.1	14.4*	5.4	9.4	3.9	6.7			3.0	5.1	8.9
1.5			7.5	14.4	5.1	9.0	3.8	6.5			2.9	5.0	9.0
0			7.3	14.0	4.9	8.8	3.7	6.3			3.0	5.1	8.7
-1.5	9.4*	9.4*	7.2	13.5*	4.9	8.7	3.6	6.3			3.3	5.6	8.2
-3.0	13.1*	13.1*	7.4	11.0*	4.9	8.7*					3.8	6.2*	7.4
-4.5			7.1*	7.1*	5.0*	5.0*					4.8*	4.8*	6.1
9.0					6.6	8.3*					7.1*	7.1*	5.6
7.5					6.5	9.0*					5.0	6.4*	7.1
6.0			8.6*	8.6*	6.2	9.8	4.4	6.9			4.0	6.1*	8.0
4.5	18.2*	18.2*	9.5	12.4*	6.2	9.8	4.4	6.9			3.5	5.5	8.6
3.0			8.7	14.4*	5.8	9.4	4.2	6.7			3.2	5.1	8.9
1.5			8.1	14.4	5.5	9.1	4.0	6.5			3.2	5.0	9.0
0			7.9	14.1	5.3	8.8	3.9	6.4			3.2	5.2	8.7
-1.5	9.4*	9.4*	7.9	13.5*	5.2	8.8	3.9	6.3			3.5	5.6	8.2
-3.0	13.1*	13.1*	8.0	11.0*	5.3	8.7*					4.1	6.2*	7.4
-4.5			7.1*	7.1*	5.0*	5.0*					4.8*	4.8*	6.1
9.0					7.2	8.3*					7.1*	7.1*	5.6
7.5					7.0	9.0*	4.9	7.0			5.4	6.4*	7.1
6.0			8.6*	8.6*	6.7	9.9	4.8	6.9			4.3	6.1*	8.0
4.5	18.2*	18.2*	10.4	12.4*	6.3	9.4	4.6	6.7			3.8	5.5	8.6
3.0			9.6	14.4*	6.3	9.4	4.6	6.7			3.5	5.1	8.9
1.5			9.0	14.4	6.0	9.1	4.4	6.5			3.4	5.0	9.0
0			8.7	14.1	5.8	8.9	4.3	6.4			3.5	5.2	8.7
-1.5	9.4*	9.4*	8.7	13.5*	5.8	8.8	4.3	6.4			3.8	5.6	8.2
-3.0	13.1*	13.1*	8.8	11.0*	5.8	8.7*					4.5	6.2*	7.4
-4.5			7.1*	7.1*	5.0*	5.0*					4.8*	4.8*	6.1

Stick 3.50 m

Under-carriage m	3.0m		4.5m		6.0m		7.5m		9.0m		m
9.0					6.2	6.4*			5.8	5.8*	6.3
7.5					6.3	7.0*	4.3	5.7*	4.2	5.3*	7.6
6.0					6.2	7.5*	4.3	7.0	3.4	5.1*	8.5
4.5	12.2*	12.2*	9.1	10.0*	5.8	9.2*	4.1	6.9	3.0	5.0	9.1
3.0			8.2	13.7*	5.5	9.5	3.9	6.7	3.0	5.0	9.4
1.5			7.6	14.4	5.1	9.0	3.7	6.4	2.9	4.9	9.4
0	5.3*	5.3*	7.2	14.0	4.9	8.8	3.6	6.3	2.8	4.8	9.2
-1.5	9.2*	9.2*	7.1	13.9	4.8	8.6	3.5	6.2	2.9	5.1	8.7
-3.0	13.8	14.5*	7.2	12.0*	4.8	8.7	3.6	6.3	3.4	5.8	7.9
-4.5	10.2*	10.2*	7.4	8.6*	5.0	6.5*			4.3	5.2*	6.7
9.0					6.4*	6.4*			5.8*	5.8*	6.3
7.5					6.7	7.0*	4.6	5.7*	4.4	5.3*	7.6
6.0					6.5	7.5*	4.5	7.1	3.6	5.1*	8.5
4.5	12.2*	12.2*	9.7	10.0*	6.2	9.2*	4.4	6.9	3.2	5.0	9.1
3.0			8.9	13.7*	5.8	9.5	4.2	6.7	3.2	5.0	9.4
1.5			8.2	14.5	5.5	9.1	4.0	6.5	3.1	4.9	9.4
0	5.3*	5.3*	7.8	14.0	5.2	8.8	3.9	6.3	2.9	4.7	9.2
-1.5	9.2*	9.2*	7.7	13.9	5.1	8.7	3.8	6.2	3.1	5.1	8.7
-3.0	14.5*	14.5*	7.8	12.0*	5.2	8.7	3.9	6.3	3.6	5.8	7.9
-4.5	10.2*	10.2*	8.0	8.6*	5.3	6.5*			4.6	5.2*	6.7
9.0					6.4*	6.4*			5.8*	5.8*	6.3
7.5					7.0*	7.0*	5.0	5.7*	4.8	5.3*	7.6
6.0					7.1	7.5*	4.9	7.1	3.9	5.1*	8.5
4.5	12.2*	12.2*	10.0*	10.0*	6.8	9.2*	4.8	6.9	3.5	5.1	9.1
3.0			9.8	13.7*	6.4	9.5	4.6	6.7	3.5	5.0	9.4
1.5			9.0	14.5	6.0	9.1	4.4	6.5	3.4	4.9	9.4
0	5.3*	5.3*	8.7	14.1	5.8	8.8	4.2	6.3	3.2	4.7	9.2
-1.5	9.2*	9.2*	8.6	14.0	5.7	8.7	4.2	6.3	3.4	5.1	8.7
-3.0	14.5*	14.5*	8.6	12.0*	5.7	8.7	4.2	6.3	4.0	5.9	7.9
-4.5	10.2*	10.2*	8.6*	8.6*	5.9	6.5*			5.1	5.2*	6.7

Height Can be slewed through 360° In longitudinal position of undercarriage Max. reach * Limited by hydr. capacity

The load values are quoted in tons (t) at stick end (without bucket), and may be swung 360° on firm and even ground. Adjacent values are valid for the undercarriage when in the longitudinal position. Capacities are valid for 600mm wide track pads. Indicated loads are based on ISO 10567 standard and do not exceed 75% of tipping or 87% of hydraulic capacity (indicated via *). Without bucket cylinder, link and lever the lift capacities will increase by 345 kg. Lifting capacity of the excavator is limited by machine stability and hydraulic capacity.

According to European Standard, EN 474-5: In the European Union excavators have to be equipped with an overload warning device, a load diagram and automatic safety check valves on hoist cylinders and stick cylinder(s), when they are used for lifting operations which require the use of lifting accessories.

Determine maximum load lift from load lift chart displayed in the operator's cab or from load lift chart detailed in the operator's manual supplied with the machine.

Lift capacities

with mono boom straight 6.20 m, counterweight 5.1 t and track pads 600 mm

Stick 2.50 m

Under-carriage m	3.0m		4.5m		6.0m		7.5m		9.0m		m
9.0			9.8*	9.8*					8.9*	8.9*	4.8
7.5			10.1*	10.1*					5.6	7.9*	6.5
6.0			9.8	11.3*	6.4	9.5*		4.4	4.4	7.2	7.5
4.5			9.2	13.2*	6.0	10.2	4.3	7.1	3.8	6.3	8.1
3.0			8.4	15.0*	5.7	9.8	4.2	7.0	3.5	5.8	8.4
1.5			7.9	13.7*	5.4	9.5	4.1	6.8	3.4	5.7	8.5
0			7.8	14.6*	5.3	9.3	4.0	6.7	3.5	5.9	8.2
-1.5	9.9*	9.9*	7.8	12.7*	5.3	9.3	4.0	6.7	3.9	6.5	7.7
-3.0	10.7*	10.7*	8.0	9.9*	5.4	7.8*			4.6	6.3*	6.8
-4.5											
9.0			9.8*	9.8*					8.9*	8.9*	4.8
7.5			10.1*	10.1*	6.8	9.5*			6.0	7.9*	6.5
6.0			10.5	11.5*	6.7	9.7*	4.7	7.3	4.7	7.3	7.5
4.5			9.8	13.2*	6.4	10.2	4.6	7.2	4.1	6.3	8.1
3.0			9.0	15.0*	6.1	9.8	4.5	7.0	3.8	5.9	8.4
1.5			8.6	13.7*	5.8	9.5	4.3	6.8	3.7	5.7	8.5
0			8.4	14.6*	5.7	9.3	4.2	6.7	3.8	5.9	8.2
-1.5	9.9*	9.9*	8.5	12.7*	5.7	9.3	4.3	6.8	4.1	6.5	7.7
-3.0	10.7*	10.7*	8.6	9.9*	5.8	7.8*			4.9	6.3*	6.8
-4.5											
9.0			9.8*	9.8*					8.9*	8.9*	4.8
7.5			10.1*	10.1*	7.4	9.5*			6.5	7.9*	6.5
6.0			11.3*	11.5*	7.3	9.7*	5.1	7.3	5.1	7.3	7.5
4.5			10.7	13.2*	7.0	10.2	5.0	7.2	4.4	6.3	8.1
3.0			9.9	15.0*	6.6	9.8	4.8	7.0	4.1	5.9	8.4
1.5			9.4	13.7*	6.4	9.5	4.7	6.9	4.0	5.8	8.5
0			9.3	14.6*	6.2	9.3	4.6	6.8	4.1	5.9	8.2
-1.5	9.9*	9.9*	9.3	12.7*	6.2	9.3	4.6	6.8	4.5	6.5	7.7
-3.0	10.7*	10.7*	9.5	9.9*	6.3	7.8*			5.4	6.3*	6.8
-4.5											

Stick 3.00 m

Under-carriage m	3.0m		4.5m		6.0m		7.5m		9.0m		m		
9.0											7.1*	7.1*	5.6
7.5											4.9	6.4*	7.1
6.0					6.5	8.3*			4.4	7.2	4.0	6.1*	8.0
4.5	17.8	18.2*	8.6*	8.6*	6.4	9.0*	4.5	7.3	6.1	9.9*	3.5	5.7	8.6
3.0			8.5	14.4*	5.7	9.8	4.2	7.0	8.0	15.0	3.2	5.4	8.9
1.5			7.7	14.7*	5.4	9.5	4.0	6.8	7.7	14.7*	3.1	5.3	9.0
0			7.7	14.7*	5.2	9.2	3.9	6.7	7.7	14.7*	3.2	5.4	8.7
-1.5	9.4*	9.4*	7.7	13.5*	5.2	9.2	3.9	6.6	7.8	11.0*	3.5	5.9	8.2
-3.0	13.1*	13.1*	7.8	11.0*	5.2	8.7*			7.1*	7.1*	4.0	6.2*	7.4
-4.5			7.1*	7.1*	5.0*	5.0*					4.8*	4.8*	6.1
9.0					6.9	8.3*					7.1*	7.1*	5.6
7.5					6.8	9.0*					5.2	6.4*	7.1
6.0			8.6*	8.6*	6.8	9.0*	4.8	7.3	6.8	9.0*	4.2	6.1*	8.0
4.5	18.2*	18.2*	10.0	12.4*	6.5	9.9*	4.6	7.2	6.5	9.9*	3.7	5.7	8.6
3.0			9.2	14.4*	6.1	9.9	4.5	7.0	9.2	14.4*	3.4	5.4	8.9
1.5			8.6	15.1	5.8	9.5	4.3	6.8	8.6	15.1	3.4	5.3	9.0
0			8.3	14.8	5.6	9.3	4.2	6.7	8.3	14.8	3.4	5.4	8.7
-1.5	9.4*	9.4*	8.3	13.5*	5.6	9.2	4.2	6.7	8.3	13.5*	3.7	5.9	8.2
-3.0	13.1*	13.1*	8.5	11.0*	5.6	8.7*			7.1*	7.1*	4.3	6.2*	7.4
-4.5			7.1*	7.1*	5.0*	5.0*					4.8*	4.8*	6.1
9.0					7.5	8.3*					7.1*	7.1*	5.6
7.5					7.3	9.0*	5.1	7.3	7.3	9.0*	5.7	6.4*	7.1
6.0			8.6*	8.6*	7.0	9.9*	5.0	7.2	7.0	9.9*	4.6	6.1*	8.0
4.5	18.2*	18.2*	10.9	12.4*	6.7	9.9*	4.8	7.0	6.7	9.9*	4.0	5.8	8.6
3.0			10.1	14.4*	6.7	9.9	4.8	7.0	10.1	14.4*	3.7	5.4	8.9
1.5			9.5	15.1	6.3	9.5	4.7	6.8	9.5	15.1	3.6	5.3	9.0
0			9.2	14.8	6.2	9.3	4.6	6.7	9.2	14.8	3.7	5.4	8.7
-1.5	9.4*	9.4*	9.2	13.5*	6.1	9.2	4.5	6.7	9.2	13.5*	4.0	5.9	8.2
-3.0	13.1*	13.1*	9.3	11.0*	6.2	8.7*			9.3	11.0*	4.7	6.2*	7.4
-4.5			7.1*	7.1*	5.0*	5.0*					4.8*	4.8*	6.1

Stick 3.50 m

Under-carriage m	3.0m		4.5m		6.0m		7.5m		9.0m		m
9.0					6.4*	6.4*			5.8*	5.8*	6.3
7.5					6.6	7.0*	4.5	5.7*	4.4	5.3*	7.6
6.0					6.5	7.5*	4.5	7.1*	3.6	5.1*	8.5
4.5	12.2*	12.2*	9.5	10.0*	6.2	9.2*	4.4	7.2	3.2	5.1*	9.1
3.0			8.7	13.7*	5.8	9.9	4.2	7.0	3.2	5.3	9.4
1.5			8.0	15.1*	5.4	9.5	4.0	6.8	3.1	5.2	9.4
0	5.3*	5.3*	7.7	14.7	5.2	9.2	3.8	6.6	3.0	5.1	9.2
-1.5	9.2*	9.2*	7.6	14.1*	5.1	9.1	3.8	6.5	3.1	5.3	8.7
-3.0	14.5*	14.5*	7.6	12.0*	5.1	9.1	3.8	6.6	3.6	6.1	7.9
-4.5	10.2*	10.2*	7.9	8.6*	5.3	6.5*			4.6	5.2*	6.7
9.0					6.4*	6.4*			5.8*	5.8*	6.3
7.5					7.0	7.0*	4.8	5.7*	4.7	5.3*	7.6
6.0					6.9	7.5*	4.8	7.1*	3.8	5.1*	8.5
4.5	12.2*	12.2*	10.0*	10.0*	6.6	9.2*	4.6	7.2	3.4	5.1*	9.1
3.0			9.4	13.7*	6.2	9.9	4.5	7.0	3.4	5.3	9.4
1.5			8.6	15.1*	5.8	9.5	4.3	6.8	3.3	5.2	9.4
0	5.3*	5.3*	8.3	14.7	5.6	9.2	4.1	6.6	3.1	5.0	9.2
-1.5	9.2*	9.2*	8.2	14.1*	5.5	9.1	4.1	6.6	3.4	5.3	8.7
-3.0	14.5*	14.5*	8.3	12.0*	5.5	9.1	4.1	6.6	3.8	6.1	7.9
-4.5	10.2*	10.2*	8.5	8.6*	5.7	6.5*			4.9	5.2*	6.7
9.0					6.4*	6.4*			5.8*	5.8*	6.3
7.5					7.0*	7.0*	5.2	5.7*	5.0	5.3*	7.6
6.0					7.4	7.5*	5.2	7.1*	4.2	5.1*	8.5
4.5	12.2*	12.2*	10.0*	10.0*	7.1	9.2*	5.0	7.2	3.7	5.1*	9.1
3.0			10.3	13.7*	6.7	9.9	4.8	7.0	3.7	5.3	9.4
1.5			9.5	15.1*	6.3	9.5	4.6	6.8	3.6	5.2	9.4
0	5.3*	5.3*	9.2	14.8	6.1	9.2	4.5	6.6	3.5	5.1	9.2
-1.5	9.2*	9.2*	9.1	14.1*	6.0	9.1	4.4	6.6	3.7	5.4	8.7
-3.0	14.5*	14.5*	9.1	12.0*	6.0	9.2	4.5	6.6	4.2	6.2	7.9
-4.5	10.2*	10.2*	8.6*	8.6*	6.2	6.5*			5.2*	5.2*	6.7

Height Can be slewed through 360° In longitudinal position of undercarriage Max. reach * Limited by hydr. capacity

The load values are quoted in tons (t) at stick end (without bucket), and may be swung 360° on firm and even ground. Adjacent values are valid for the undercarriage when in the longitudinal position. Capacities are valid for 600mm wide track pads. Indicated loads are based on ISO 10567 standard and do not exceed 75% of tipping or 87% of hydraulic capacity (indicated via *). Without bucket cylinder, link and lever the lift capacities will increase by 345 kg. Lifting capacity of the excavator is limited by machine stability and hydraulic capacity.

According to European Standard, EN 474-5: In the European Union excavators have to be equipped with an overload warning device, a load diagram and automatic safety check valves on hoist cylinders and stick cylinder(s), when they are used for lifting operations which require the use of lifting accessories.

Determine maximum load lift from load lift chart displayed in the operator's cab or from load lift chart detailed in the operator's manual supplied with the machine.

Lift capacities

with two-piece boom 6.20 m, counterweight 4.6 t and track pads 600 mm

Stick 2.50 m

Under-carriage	3.0m		4.5m		6.0m		7.5m		9.0m			m
	m		m		m		m		m			
9.0			9.7*	9.7*					8.9	9.0*	4.7	
7.5			10.1	10.2*					5.4	7.9*	6.4	
6.0	11.0*	11.0*	9.9	11.8*	6.2	9.4*			4.2	7.0	7.5	
4.5	17.6	20.5*	9.7	14.2*	6.3	10.1	4.2	7.0	3.6	6.1	8.1	
3.0	16.7	20.0*	9.1	15.1	5.9	9.9	4.1	6.9	3.3	5.6	8.4	
1.5	14.7	15.0*	8.3	15.0	5.6	9.7	3.9	6.7	3.2	5.5	8.4	
0	14.2	18.8*	7.8	14.9	5.3	9.3	3.7	6.5	3.3	5.7	8.2	
-1.5	14.1	22.5*	7.6	14.6	5.1	9.1	3.7	6.4	3.6	5.9*	7.7	
-3.0	14.3	19.7*	7.6	13.5*	5.0	8.2*			4.3	4.3*	6.8	
-4.5	11.1*	11.1*							6.6*	6.6*	4.2	
9.0			9.7*	9.7*					9.0*	9.0*	4.7	
7.5			10.2*	10.2*	6.6	9.4*			5.8	7.9*	6.4	
6.0	11.0*	11.0*	10.6	11.8*	6.8	10.3			4.5	7.0	7.5	
4.5	18.8	20.5*	10.3	14.2*	6.7	10.1	4.5	7.0	3.8	6.1	8.1	
3.0	18.3	20.0*	9.8	15.1	6.3	10.0	4.3	6.9	3.5	5.6	8.4	
1.5	15.0*	15.0*	8.9	15.0	6.0	9.7	4.2	6.7	3.4	5.5	8.4	
0	15.7	18.8*	8.4	14.9	5.7	9.3	4.0	6.5	3.5	5.7	8.2	
-1.5	15.6	22.5*	8.2	14.6	5.4	9.1	3.9	6.4	3.8	5.9*	7.7	
-3.0	15.8	19.7*	8.2	13.5*	5.4	8.2*			4.3*	4.3*	6.8	
-4.5	11.1*	11.1*							6.6*	6.6*	4.2	
9.0			9.7*	9.7*					9.0*	9.0*	4.7	
7.5			10.2*	10.2*	7.2	9.4*			6.3	7.9*	6.4	
6.0	11.0*	11.0*	11.4	11.8*	7.4	10.3			4.9	7.1	7.5	
4.5	20.4	20.5*	11.1	14.2*	7.3	10.1	4.8	7.0	4.2	6.1	8.1	
3.0	19.9	20.0*	10.7	15.2	6.9	10.0	4.7	6.9	3.8	5.6	8.4	
1.5	15.0*	15.0*	9.8	15.0	6.5	9.7	4.6	6.7	3.7	5.5	8.4	
0	17.8	18.8*	9.3	15.0	6.2	9.4	4.4	6.5	3.8	5.9*	8.2	
-1.5	17.7	22.5*	9.1	14.7	6.0	9.1	4.3	6.5	4.2	5.9*	7.7	
-3.0	17.9	19.7*	9.1	13.5*	5.9	8.2*			4.3*	4.3*	6.8	
-4.5	11.1*	11.1*							6.6*	6.6*	4.2	

Stick 3.00 m

Under-carriage	3.0m		4.5m		6.0m		7.5m		9.0m			m		
	m		m		m		m		m					
9.0											7.0	7.1*	5.5	
7.5											4.7	6.4*	7.0	
6.0											6.5	8.2*		
4.5	17.8	20.0*									6.4	10.1	4.3	7.1
3.0	17.1	19.8*									9.2*	9.2*		
1.5	15.2	19.3*									9.7	13.5*		
0	14.3	18.8*									6.5	9.1*		
-1.5	14.0	23.0*									4.3	7.1		
-3.0	14.1	21.0*									6.0	9.9	4.2	7.0
-4.5	14.5	15.4*									5.6	9.7	4.0	6.8
9.0											5.1	9.1	3.6	6.4
7.5											4.9	8.9		
6.0														
4.5														
3.0														
1.5														
0														
-1.5														
-3.0														
-4.5														
9.0														
7.5														
6.0														
4.5	19.0	20.0*												
3.0	18.3	19.8*												
1.5	16.8	19.3*												
0	15.7	18.8*												
-1.5	15.4	23.0*												
-3.0	15.5	21.0*												
-4.5	15.4*	15.4*												
9.0														
7.5														
6.0														
4.5														
3.0	20.0*	20.0*												
1.5	19.8*	19.8*												
0	19.0	19.3*												
-1.5	17.9	18.8*												
-3.0	17.6	23.0*												
-4.5	17.7	21.0*												
9.0														
7.5														
6.0														
4.5														
3.0														
1.5														
0														
-1.5														
-3.0														
-4.5														

Stick 3.50 m

Under-carriage	3.0m		4.5m		6.0m		7.5m		9.0m			m	
	m		m		m		m		m				
10.5											7.3*	7.3*	3.9
9.0											5.8*	5.8*	6.2
7.5											4.2	5.3*	7.6
6.0											3.4	5.1*	8.5
4.5	12.2*	12.2*									3.0	5.1	9.0
3.0	17.1	20.1*									2.7	4.7	9.3
1.5	15.8	20.6*									2.8	5.0	9.4
0	14.4	19.6*									2.7	4.7	9.1
-1.5	13.9	22.1*									2.9	5.1	8.7
-3.0	13.8	21.9*									3.3	4.7*	7.9
-4.5	14.2	18.1*									3.7*	3.7*	6.5
10.5											7.3*	7.3*	3.9
9.0											5.8*	5.8*	6.2
7.5											4.5	5.3*	7.6
6.0											3.6	5.1*	8.5
4.5	12.2*	12.2*									3.2	5.1	9.0
3.0	18.3	20.1*									3.2	5.1	9.3
1.5	17.4	20.6*									3.1	5.0	9.4
0	15.9	19.6*									3.0	4.9	9.1
-1.5	15.4	22.1*									3.1	5.1	8.7
-3.0	15.3	21.9*									3.6	4.7*	7.9
-4.5	15.6	18.1*									3.7*	3.7*	6.5
10.5											7.3*	7.3*	3.9
9.0											5.8*	5.8*	6.2
7.5											4.9	5.3*	7.6
6.0											4.0	5.1*	8.5
4.5	12.2*	12.2*									3.5	5.1	9.0
3.0	19.9	20.1*									3.5	5.1	9.3
1.5	19.6	20.6*									3.4	5.0	9.4
0	18.1	19.6*									3.2	4.8	9.1
-1.5	17.5	22.1*									3.4	5.1	8.7
-3.0	17.4	21.9*									3.9	4.7*	7.9
-4.5	17.8	18.1*									3.7*	3.7*	6.5

Height Can be slewed through 360° In longitudinal position of undercarriage Max. reach * Limited by hydr. capacity

The load values are quoted in tons (t) at stick end (without bucket), and may be swung 360° on firm and even ground. Adjacent values are valid for the undercarriage when in the longitudinal position. Capacities are valid for 600mm wide track pads with adjusting cylinder in optimal position. Indicated loads are based on ISO 10567 standard and do not exceed 75% of tipping or 87% of hydraulic capacity (indicated via *). Without bucket cylinder, link and lever the

Lift capacities

with two-piece boom 6.20 m, counterweight 5.1 t and track pads 600 mm

Stick 2.50 m

Under-carriage	3.0m		4.5m		6.0m		7.5m		9.0m		m
9.0			9.7*	9.7*					9.0*	9.0*	4.7
7.5			10.2*	10.2*					5.7	7.9*	6.4
6.0	11.0*	11.0*	10.4	11.8*	6.6	9.4*			4.4	7.3	7.5
4.5	18.2	20.5*	10.1	14.2*	6.6	10.4	4.4	7.3	3.8	6.3	8.1
3.0	17.5	20.0*	9.6	15.3*	6.3	10.3	4.3	7.2	3.5	5.9	8.4
1.5	15.0*	15.0*	8.8	15.3	5.9	10.1	4.1	7.0	3.4	5.8	8.4
0	15.0	18.8*	8.2	15.4	5.6	9.8	4.0	6.8	3.5	5.9	8.2
-1.5	14.9	22.5*	8.0	15.3*	5.4	9.5	3.9	6.7	3.8	5.9*	7.7
-3.0	15.1	19.7*	8.0	13.5*	5.3	8.2*			4.3*	4.3*	6.8
-4.5	11.1*	11.1*							6.6*	6.6*	4.2

Stick 3.00 m

Under-carriage	3.0m		4.5m		6.0m		7.5m		9.0m		m
9.0			8.6*	8.6*					7.1*	7.1*	5.5
7.5			8.3*	8.3*	6.8	8.2*					7.0
6.0			9.2*	9.2*	6.9	9.1*	4.5	7.4			8.0
4.5	18.4	20.0*	10.1	13.5*	6.7	10.4	4.5	7.4			8.6
3.0	17.7	19.8*	9.8	14.9*	6.3	10.2	4.4	7.3			8.9
1.5	16.1	19.3*	8.9	15.2	5.9	10.2	4.2	7.1			8.9
0	16.1	18.8*	8.3	15.2	5.6	9.8	4.0	6.8			8.7
-1.5	14.8	23.0*	8.0	15.2	5.4	9.5	3.8	6.7			8.2
-3.0	14.9	21.0*	7.9	14.4*	5.2	9.4					7.4
-4.5	15.3	15.4*	8.0	9.0*							5.6

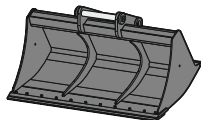
Stick 3.50 m

Under-carriage	3.0m		4.5m		6.0m		7.5m		9.0m		m
10.5					6.3*	6.3*			7.3*	7.3*	3.9
9.0					6.8	7.0*	4.5	5.6*	5.8*	5.8*	6.2
7.5					6.9	7.6*	4.7	7.1*	4.4	5.3*	7.6
6.0			7.2*	7.2*	6.7	9.5*	4.6	7.5	3.6	5.1*	8.5
4.5	12.2*	12.2*	10.2	10.6*	6.4	10.2	4.5	7.4	3.2	5.1*	9.0
3.0	17.8*	20.1*	9.9	14.4*	6.0	10.1	4.3	7.2	3.1	5.3	9.3
1.5	16.7	20.6*	9.1	15.2*	6.0	10.1	4.3	7.2	3.0	5.2	9.4
0	15.3	19.6*	8.3	15.1	5.6	9.8	4.0	6.9	2.9	5.0	9.1
-1.5	14.7	22.1*	7.9	15.2*	5.3	9.5	3.8	6.7	3.1	5.4	8.7
-3.0	14.7	21.9*	7.8	14.7*	5.2	9.3	3.8	6.4*	3.5	4.7*	7.9
-4.5	15.0	18.1*	7.8	11.4*	5.2	6.2*			3.7*	3.7*	6.5

Height
 Can be slewed through 360°
 In longitudinal position of undercarriage
 Max. reach
 * Limited by hydr. capacity

The load values are quoted in tons (t) at stick end (without bucket), and may be swung 360° on firm and even ground. Adjacent values are valid for the undercarriage when in the longitudinal position. Capacities are valid for 600mm wide track pads with adjusting cylinder in optimal position. Indicated loads are based on ISO 10567 standard and do not exceed 75% of tipping or 87% of hydraulic capacity (indicated via *). Without bucket cylinder, link and lever the lift capacities will increase by 345 kg. Lifting capacity of the excavator is limited by machine stability and hydraulic capacity. According to European Standard, EN 474-5: In the European Union excavators have to be equipped with an overload warning device, a load diagram and automatic safety check valves on hoist cylinders and stick cylinder(s), when they are used for lifting operations which require the use of lifting accessories. Determine maximum load lift from load lift chart displayed in the operator's cab or from load lift chart detailed in the operator's manual supplied with the machine.

Attachments



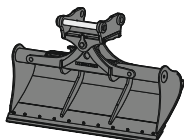
Rigid ditch cleaning bucket

GRL 04, for direct mounting

Cutting width	mm	1,500	2,000	2,010	2,400
Capacity	m ³	0.50	0.70	0.85	0.85
Weight	kg	400	500	530	580

GRL 04, for mounting to quick coupler SWA 48

Cutting width	mm	1,500	1,500	2,000	2,000	2,000	2,400	2,400
Capacity	m ³	0.50	0.95	0.70	1.20	1.25	0.85	1.15
Weight	kg	430	560	400	640	600	600	650




Tiltable ditch cleaning bucket

GRL 90, 2 x 50° tiltable, for direct mounting

Cutting width	mm	1,600	2,000	2,000	2,000	2,200	2,400	2,800
Capacity	m ³	0.80	0.50	0.70	1.00	1.15	0.85	1.45
Weight	kg	798	686	819	883	920	885	1,009

GRL 90, 2 x 50° tiltable, for mounting to quick coupler SWA 48

Cutting width	mm	1,600	2,000	2,000	2,000	2,200	2,200	2,400	2,400	2,800	
Capacity	m ³	0.80	0.50	0.70	1.00	0.80	1.15	1.40	0.85	1.25	1.85
Weight	kg	850	690	880	940	880	980	1,000	890	1,000	1,088



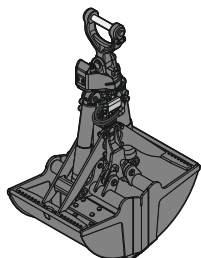
Tilt bucket

SL 90, 2 x 50° tiltable, for direct mounting

Cutting width	mm	1,600	1,600	1,600
Capacity	m ³	0.80	1.00	1.35
Weight	kg	768	820	918

SL 90, 2 x 50° tiltable, for mounting to quick coupler SWA 48

Cutting width	mm	1,500	1,500	1,600	1,600	1,600	1,600	1,600	1,600	1,600
Capacity	m ³	0.60	1.20	0.80	1.00	1.35	1.55	1.00	1.35	1.55
Weight	kg	680	970	820	890	970	1,035	1,006	1,184	1,550
HD version							X	X	X	X



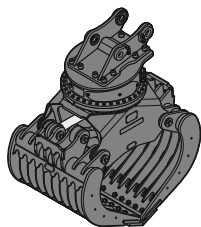
Clamshell grab

GMZ 30, clamshell buckets, for mounting to quick coupler SWA 48 (exists for direct mounting)

Cutting width	mm	600	800	1,000	1,200
Capacity	m ³	0.38	0.52	0.65	0.80
Weight	kg	1,020	1,100	1,180	1,260

GMZ 40, clamshell buckets, for mounting to quick coupler SWA 48 (exists for direct mounting)

Cutting width	mm	800	1,000	1,200	1,400	1,600
Capacity	m ³	0.65	0.85	1.05	1.20	1.40
Weight	kg	1,320	1,405	1,495	1,580	1,670



Sorting grab


perforated ribbed closed stone tong

SG 30, for direct mounting

Cutting width	mm	1,000	1,200	1,400	1,000	1,200	1,400	1,000	1,200	1,400	1,020
Capacity	m ³	0.85	1.00	1.15	0.75	0.90	1.05	0.85	1.00	1.15	0.85
Weight	kg	1,700	1,570	1,850	1,775	1,885	1,990	1,730	1,810	1,890	1,765

SG 30, for mounting to quick coupler SWA 48

Cutting width	mm	1,000	1,200	1,400	1,000	1,200	1,400	1,000	1,200	1,400	1,020
Capacity	m ³	0.85	1.00	1.15	0.75	0.90	1.05	0.85	1.00	1.15	0.85
Weight	kg	1,700	1,570	1,850	1,775	1,885	1,990	1,730	1,810	1,890	1,765



Tiltrotator

TR 25, for mounting to quick coupler SWA 48

Weight	kg	720
Rotation		360°
Tilt		2 x 50°

Serial equipment

Undercarriage

Lashing eyes
Sprocket with dirt ejector
Track and carrier rollers, sealed and lifetime-lubricated

Uppercarriage

Access platforms without protruding parts
Anti-skid surfaces
Automatic swing brake lock
Centralised lubrication system (automatic)
DEF tank filling indicator
DEF tank lockable access hatch
Engine hood with gas spring opening
Filters accessible from ground level
Handrails
Hydraulic oil level, visible from ground level
Lockable service doors
Lockable storage and accessories compartment
Lockable storage box
Main switch, accessible from ground level
Main switch, electric, with timer
Main switch, manual, lockable
Positioning swing brake manual
Protection grid on radiator fan
Safe uppercarriage side access platform
Sound insulation
Swing-out radiators
Windshield washer fluid tank, accessible from ground level

Hydraulic system

Dedicated swing circuit
Filter with integrated fine filters
Hydraulic pressure measuring ports
Liebherr Positive Control system with 2 independent circuits
Magnetic rod
Pressure accumulator for controlled lowering of equipment with engine turned off

Engine

Air filter with automatic dust ejector
Automatic engine idling / speed increase, controlled via joystick sensors
Common-Rail injection system
Engine oil dipstick
Exhaust gas after-treatment system – DOC + SCR Filter
Fixed geometry turbocharger
Fuel fine filter
Fuel pre-filter and water separator
Fuel priming pump
Intercooler
Power Pack EU Stage V

Cab

9" multifunction colour touchscreen
Air conditioning, automatic, tri-zone, controlled via display
Armrests adjustable in length, height and inclination
Bottle holder
Cab air filters housing, accessible from ground level
Cab door sliding windows
Cigarette lighter
Coat hook
DEF consumption on touchscreen
DEF level on touchscreen
Electric socket in cabin (12 V)
Electric socket in cabin (24 V)
Emergency hammer
Engine coolant level, visible from the cab
Engine oil level on touchscreen
Fuel consumption on touchscreen
Fuel level on touchscreen
Hydraulic oil level on touchscreen
Interior lighting
Laminated right hand side window
LiDAT Plus (Liebherr data transfer system)
Mechanical hour meter, visible from ground level
Mobile phone storage net
Movement priority between swing and boom, adjustable via touchscreen
Movement priority for stick-in, adjustable via touchscreen
Operating modes
Power modes
Rain hood over front window opening
Rearview mirror
Rear view monitoring camera
Rear window emergency exit
Right hand side view monitoring camera
Roll-down sun blinds for windscreen and roof window
ROPS safety cab structure (ISO 12117-2)
Rubber floor mat, fixed on floor and removable
Shortcut buttons on joystick configurable
Stepless adjustable engine speed
Storage box
Storage nets
Storage spaces
Swing braking torque adjustable via touchscreen
Swing drive gearbox oil level, visible from the cab
Tilttable console left
Tinted windows
Visco-elastic damping
Windscreen wiper and washer

Equipment

Anti-drift system boom cylinders
Anti-drift system stick cylinder
Boom cylinders regeneration
Pivot points made of cast steel
SAE split flanges on high pressure lines
Stick cylinder regeneration

Equipment standard / option

Undercarriage

Chain guide 1 piece	●
Chain guide 3 pieces	+
Cover and base plate for undercarriage centre section	●
Reinforced cover and base plate for undercarriage centre section	+
Special painting	+
Steps	●
Steps wide	+
Track chains cleaner	+
Track pads triple grouser 600 mm	●
Track pads triple grouser 700 / 750 / 800 / 900 mm	+
Track pads triple grouser reinforced 600 / 700 / 750 / 800 mm	+
Tracks, sealed and greased	●
Tracks, sealed and greased, reinforced	+
Undercarriage LC	+
Undercarriage NLC	+
Undercarriage XNLC	+
Undercarriage storage compartment	+

Uppercarriage

Batteries high capacity	+
Batteries standard capacity	●
Boxing ring	+
Catwalk tiltable front left	+
Counterweight heavy 5.1 t	+
Counterweight standard 4.6 t	●
Electric socket on uppercarriage (24 V)	+
Extended tool set including tool box	+
External starting aid (24 V)	+
Front right rearview mirror	+ ¹⁾
Fuel anti-theft protection	+
Headlight on uppercarriage, front left, LED+, 1 piece, protection included	+ ¹⁾
Headlight on uppercarriage, front right, LED, 1 piece, protection included	● ¹⁾
Headlight on uppercarriage, front right, LED+, 1 piece, protection included	+ ¹⁾
Headlight on uppercarriage, lateral left, LED+, 1 piece	+ ¹⁾
Headlight on uppercarriage, lateral right, LED+, 1 piece	+ ¹⁾
Headlights on uppercarriage, rear, LED+, 2 pieces	+ ¹⁾
Lighting for tank area	+ ¹⁾
Lighting for uppercarriage access	+ ¹⁾
Lockable fuel tank cap	●
Lockable fuel tank cap with padlock	+
Reflective warning stickers	+
Rotating beacons on uppercarriage, rear, LED, 2 pieces	+
Skyview 360°	+
Special painting	+
Tank refilling pump fuel	+
Tool set including storage case	●
Uppercarriage bottom and side protection	+
Uppercarriage bottom closure sheets	●

Hydraulic system

Bypass filter for hydraulic oil	+
Filter for hydraulic hammer return flow	+
High pressure circuit bypass	+
High pressure circuit flow summation	+
High pressure circuit switchable on pedals or mini-joystick	+
High pressure circuit with Tool Control (20 attachment adjustments on display)	+
Leak oil line for attachment	+
Liebherr hydraulic oil	●
Liebherr hydraulic oil, adapted for extreme climate conditions	+
Liebherr hydraulic oil, biodegradable	+
Medium pressure circuit	+

Engine

Air pre-filter with cyclonical dust trap	+
Automatic engine shutdown after idling	+
Engine shut-down with overrun	+
Lighting for engine compartment	+ ¹⁾
Pre-heating system for fuel	+
Radiator fine mesh protection grid	+
Reversible fan drive	+



Cab

2" seat belt with retractor	●
3" seat belt with retractor, orange colour	+
4-points seat belt	+
Acoustic travel alarm deactivatable	+
Auxiliary heater programmable	+
Bottom windscreen wiper	+
Coming / Leaving Home	+ ¹⁾
Cool box (12V)	+
Dark tinted windows	+
Electrically adjustable and heated outside rear-view mirrors	+ ¹⁾
Electronic immobiliser	+
Emergency stop in cab	+
FGPS front guard	+
FGPS front guard tiltable	+
Fire extinguisher	+
First-aid box	+
Footrest	+
FOPS top guard	+
FOPS top guard flat	+
Handrests elevated for joysticks	+
Headlights on cab, front, LED, 2 pieces	● ¹⁾
Headlights on cab, front, LED+, 2 pieces	+ ¹⁾
Headlights on cab roof, front, LED+, 2 pieces	+ ¹⁾
Impact resistant one-piece windscreen	+
Impact resistant roof window	+
Independent travel	+ ¹⁾
Integral protection guard	+
Laminated roof window	●
Lightbar on cabin	+
Lighting for cabin access	+ ¹⁾
Luminosity control (LED+ headlights)	+ ¹⁾
Mini-joystick proportional	+
Movement restriction for boom	+
Movement restriction for stick	+
Operator seat Comfort	●
Operator seat Premium	+
Overload warning system	+
Personalised operator profile	+
Preparation for tiltrotator	+
Radio Comfort	+
Radio pre-installation	●
Remote cab lock	+ ¹⁾
Retractable laminated two-piece windscreen	●
Roof sun shield	+
Roof window wiper	+
Rotating beacon on cabin, LED, 1 piece	+
Seat belt reminder	+
Smart Key	+ ¹⁾
Special painting	+
Straight travel via mini-joystick	+ ¹⁾
Sun visor	+
Switch between high pressure and bucket cylinder controls	+
Travel speed management	+ ¹⁾
Windscreen bottom protection grid	+



Equipment

Boom cylinders rod protection	+
Bucket cylinder rod protection	+
Centralised lubrication extended for connecting link	+
Floating boom	+
Grapple hydraulic lines (bucket cylinder inactive)	+
Headlight guard on boom, right	+
Headlight guards on boom, right and left	+
Headlight on boom, left, LED+, 1 piece	+ ¹⁾
Headlight on boom, right, LED, 1 piece	● ¹⁾
Headlight on boom, right, LED+, 1 piece	+ ¹⁾
Headlight on stick, bottom, LED+, 1 piece	+ ¹⁾
Hose protection for Solidlink	+
Liebherr bucket range	+
Liebherr tooth system	+
Load holding valve for bucket cylinder	+
Lubrication hoses protection on stick	+
Mono boom 6.00m	+
Mono boom straight 6.20m	+
Pipe fracture safety valve for stick cylinder	●
Pipe fracture safety valves for boom cylinders	●
Quick coupler SWA 48 hydraulic	+
Quick coupler SWA 48 mechanical	+
Solidlink electric signal plug	+
Solidlink for quick coupler SWA 48 hydraulic	+
Special painting	+
Stick 2.50m	+
Stick 3.00m	+
Stick 3.50m	+
Stick bottom protection	+
Tool Management	+
Two-piece boom 6.20m	+



Assistance system

Machine guidance system Leica 2D passive - "3D ready"	+
Machine guidance system Leica 2D semi-automatic - "3D ready"	+
Machine guidance system Leica 3D passive	+
Machine guidance system Leica 3D semi-automatic	+
Preparation for machine guidance system	+
Preparation for weighing system	+

● = Standard, + = Option

¹⁾ Equipment not individually available, but only as predefined packages

Non-exhaustive list, please contact us for further information.

Options and /or special equipment, supplied by vendors other than Liebherr, are only to be installed with the knowledge and approval of Liebherr in order to retain warranty.

The Liebherr Group



Global and independent: more than 70 years of success

Liebherr was founded in 1949 when, with the development of the world's first mobile tower crane, Hans Liebherr laid the foundations for a family business now employing nearly 51,000 people and comprising over 140 companies across every continent.

The parent company is Liebherr-International AG in Bulle, Switzerland, whose associates are exclusively members of the Liebherr family.

Leaders and pioneers

Liebherr is a pioneer and its forward-looking approach has seen it make important contributions to technology history over a wide variety of industries. Employees throughout the world continue to share the courage of the founder, sharing a passion to produce innovative products and a determination to provide world-leading equipment and machinery.

Diversified portfolio

The company is one of the world's biggest construction equipment manufacturers and provides high-quality, user-oriented products and services to sectors including: earthmoving, material handling, deep foundations, mining, mobile and crawler cranes, tower cranes, concrete production and distribution, maritime cranes, aerospace and transportation, gear technology and automation, refrigeration and freezing, components and hotels.

Customised care

Liebherr solutions are characterised by precision, implementation and longevity. The company is committed to technological excellence and to providing customers with solutions that match their needs exactly. That customer focus does not end with delivery of a product but continues through a comprehensive range of back-up and support services.

www.liebherr.com

Liebherr-France SAS

2 avenue Joseph Rey, B.P. 90287 • 68005 Colmar Cedex, France • Phone +33 389 213030
info.lfr@liebherr.com • www.liebherr.com • www.facebook.com/LiebherrConstruction